

Joint Publication 4-06



Mortuary Affairs in Joint Operations



5 June 2006



PREFACE

1. Scope

This publication provides joint doctrine for mortuary affairs support in joint operations. It outlines procedures for the search, recovery, evacuation (to include tracking of human remains), tentative identification, processing, and/or temporary interment of remains. This publication addresses both the Department of Defense's mortuary affairs responsibilities in regards to civil support duties under United States Northern Command, and to the other geographic combatant commanders. It further addresses decontamination procedures for handling contaminated human remains and provides for the handling of personal effects of deceased and missing personnel.

2. Purpose

This publication has been prepared under the direction of the Chairman of the Joint Chiefs of Staff. It sets forth joint doctrine to govern the activities and performance of the Armed Forces of the United States in operations and provides the doctrinal basis for interagency coordination and for US military involvement in multinational operations. It provides military guidance for the exercise of authority by combatant commanders and other joint force commanders (JFCs) and prescribes joint doctrine for operations and training. It provides military guidance for use by the Armed Forces in preparing their appropriate plans. It is not the intent of this publication to restrict the authority of the JFC from organizing the force and executing the mission in a manner the JFC deems most appropriate to ensure unity of effort in the accomplishment of the overall objective.

3. Application

a. Joint doctrine established in this publication applies to the commanders of combatant commands, subunified commands, joint task forces, subordinate components of these commands, and the Services.

b. The guidance in this publication is authoritative; as such, this doctrine will be followed except when, in the judgment of the commander, exceptional circumstances dictate otherwise. If conflicts arise between the contents of this publication and the contents of Service publications, this publication will take precedence unless the Chairman of the Joint Chiefs of Staff, normally in coordination with the other members of the Joint Chiefs of Staff, has provided more current and specific guidance. Commanders of forces operating as part of a multinational (alliance or coalition) military command should follow multinational

doctrine and procedures ratified by the United States. For doctrine and procedures not ratified by the United States, commanders should evaluate and follow the multinational command's doctrine and procedures, where applicable and consistent with US law, regulations, and doctrine.

For the Chairman of the Joint Chiefs of Staff:

A handwritten signature in black ink, appearing to read "Walter L. Sharp". The signature is written in a cursive style with a large, stylized initial 'W'.

WALTER L. SHARP
Lieutenant General, USA
Director, Joint Staff

**SUMMARY OF CHANGES
REVISION OF JOINT PUBLICATION 4-06
DATED 28 AUGUST 1996**

- **Updates mortuary affairs (MA) policy**
- **Discusses the MA responsibilities of the Chairman of the Joint Chiefs of Staff and geographic combatant commanders**
- **Covers the Central Joint Mortuary Affairs Board**
- **Discusses MA support under the National Response Plan when providing civil support**
- **Provides guidance on temporary interment and disinterment of non-US military**
- **Covers MA support across the range of military operations**
- **Adds a chapter on planning and operational considerations**
- **Adds a chapter on evacuation and tentative identification of human remains**
- **Updates discussion of decontamination of human remains and personal effects**
- **Adds sample format for MA appendix to an operation plan**
- **Discusses mass interment**
- **Provides a list of key points of contact**

Intentionally Blank

TABLE OF CONTENTS

	PAGE
EXECUTIVE SUMMARY	ix
CHAPTER I	
THE MORTUARY AFFAIRS PROGRAM	
• Introduction	I-1
• Mortuary Affairs Policy	I-2
• The Joint Mortuary Affairs Program	I-4
• Military Mortuary Affairs Support	I-5
• Roles and Responsibilities	I-5
CHAPTER II	
MORTUARY AFFAIRS SUPPORT IN THE UNITED STATES	
• Introduction	II-1
• Civil Support	II-3
• Directions and Guidance	II-3
• Civilian Mass-Fatality Incidents	II-4
• Legal Considerations	II-6
CHAPTER III	
MORTUARY AFFAIRS SUPPORT IN OPERATIONAL AREAS	
• Introduction	III-1
• Responsibilities in an Operational Area	III-1
• The Joint Mortuary Affairs Office	III-3
• Guidance on Temporary Interment and Disinterment Operations	III-5
• Guidance on Interment and Disinterment of Non-US Military	III-13
• Mortuary Affairs Support Across the Range of Military Operations	III-14
• Assistance to/from Foreign Governments	III-15
• Mass Casualty/Fatality Incident Considerations	III-16
CHAPTER IV	
PLANNING AND OPERATIONAL CONSIDERATIONS	
• Introduction	IV-1
• Planning Guidance	IV-1
• Planning Considerations	IV-2
• Mortuary Affairs Assets and Capabilities	IV-5
• Environmental, Safety, and Occupational Health Considerations	IV-8
• Communications and Interoperability	IV-10

Table of Contents

• Public Affairs	IV-11
• Training	IV-11

CHAPTER V

PROCEDURES FOR THE SEARCH AND RECOVERY OF HUMAN REMAINS

• Introduction	V-1
• Overview	V-1
• Search Operations	V-4
• Recovery Operations	V-5
• Evacuation Operations	V-10
• Post-Combat and Area-Clearance Phase Recovery Site Operations	V-11
• Documentation of the Recovery Site	V-15

CHAPTER VI

EVACUATION AND TENTATIVE IDENTIFICATION OF HUMAN REMAINS

• Introduction	VI-1
• Evacuation to a Mortuary Affairs Collection Point	VI-1
• Mortuary Affairs Collection Point Operations	VI-2
• Theater Mortuary Evacuation Point Operations	VI-12

CHAPTER VII

PERSONAL EFFECTS

• Introduction	VII-1
• General Guidance	VII-1
• Personal Effects	VII-1
• Personal Effects Depot	VII-3
• Accountability	VII-13

CHAPTER VIII

DECONTAMINATION OF HUMAN REMAINS AND PERSONAL EFFECTS

• Introduction	VIII-1
• Mortuary Affairs Decontamination Collection Point Operations	VIII-2
• Responsibilities	VIII-2
• Planning Considerations	VIII-4
• Site Selection	VIII-6
• Facility Layout	VIII-6
• Chemical Decontamination Operations	VIII-8
• Biological Decontamination Operations	VIII-22
• Radiological Decontamination Operations	VIII-23

• Collection Point Procedures for Decomposed, Fragmented, or Mutilated Human Remains Exposed to Chemical, Biological, Radiological, or Nuclear Contamination	VIII-25
• Collection Point Decontamination Team Procedures	VIII-25
• Safety and Sanitation	VIII-26

APPENDIX

A Sample Format for Mortuary Affairs Appendix to an Operation Plan	A-1
B Mass Interment	B-1
C Religious Support to Mortuary Affairs	C-1
D International Agreements and Memorandums of Understanding	D-1
E Common Forms Used in Mortuary Affairs	E-1
F Key Points of Contact	F-1
G References	G-1
H Administrative Instructions	H-1

GLOSSARY

Part I Abbreviations and Acronyms	GL-1
Part II Terms and Definitions	GL-4

FIGURE

II-1 National Response Plan Sequential Response	II-2
III-1 Interment Processing Tag	III-8
V-1 Example of a Straight-Line Box Search	V-5
V-2 Search and Recovery Tag for Human Remains, Ground/Non-Vehicular	V-8
V-3 Search and Recovery Tag for Human Remains, Aircraft	V-9
V-4 Search and Recovery Tag for Portion	V-10
V-5 Search and Recovery Tag for Disassociated Personal Effects	V-11
V-6 Sample Recovery Site Map	V-16
VI-1 Evacuation Channels for Human Remains	VI-3
VI-2 Sample Layout of a Collection Point	VI-4
VI-3 Evacuation Tag (Human Remains)	VI-5
VI-4 Evacuation Tag (Portions)	VI-6
VI-5 Evacuation Tag, Individual Portions for Inclusion Inside a Human Remains Pouch Containing Several Portions	VI-7
VI-6 Sample 3x5 Alpha Index Card	VI-8
VI-7 Evacuation Tag, Unassociated Personal Effects	VI-9
VI-8 Suggested Layout of Theater Mortuary Evacuation Point	VI-14
VI-9 Suggested Format for Theater Mortuary Evacuation Logbook	VI-16
VII-1 Personal Property Evacuation Number and Tag	VII-4
VII-2 Flow of Personal Effects and Property	VII-6
VII-3 Suggested Layout of a Personal Effects Depot	VII-8
VII-4 Suggested Format for Personal Effects Depot Logbook	VII-10

VII-5	Suggested Format for Certificate of Destruction	VII-12
VIII-1	Personnel Required for the Mortuary Affairs Decontamination Collection Point	VIII-5
VIII-2	Suggested Mortuary Affairs Decontamination Collection Point Layout	VIII-7
VIII-3	Suggested Reception Station Layout	VIII-11
VIII-4	Suggested Wash/Rinse Station Layout	VIII-13
VIII-5	Modular Heating Unit Layout	VIII-15
VIII-6	Suggested Detection/Quality Control Release Station Layout	VIII-16
VIII-7	Suggested Release Station Layout	VIII-19
B-1	Diagram of Interment Site	B-4
E-1	DD Form 565, Statement of Recognition of Deceased	E-1
E-2	DD Form 567, Record of Search and Recovery	E-2
E-3	DD Form 890, Record of Identification Processing (Effects and Physical Data)	E-3
E-4	DD Form 894, Record of Identification Processing Fingerprint Chart	E-4
E-5	DD Form 1074, Questionnaire of Local Inhabitants	E-5
E-6	DD Form 1075, Convoy List of Remains of Deceased Personnel	E-6
E-7	DD Form 1076, Record of Personal Property/Personal Effects	E-7
E-8	DD Form 1076C, Record of Personal Property/Personal Effects (Continuation Sheet)	E-8
E-9	DD Form 1077, Collection Point Register of Deceased Personnel	E-9
E-10	DD Form 1079, Interment/Disinterment Register	E-10
E-11	DD Form 1380, US Field Medical Card	E-11
E-12	DD Form 1384, Transportation Control and Movement Document	E-12
E-13	DD Form 1387, Military Shipment Label	E-13
E-14	DD Form 1387-2, Special Handling Data/Certification	E-14
E-15	DD Form 2064, United States Department of Defense Certificate of Death	E-15
E-16	AF Form 137, Footprint Record	E-16

EXECUTIVE SUMMARY COMMANDER'S OVERVIEW

- **Describes the Mortuary Affairs (MA) Program**
- **Covers MA Support in the United States and in the Operational Area**
- **Discusses MA Planning and Operational Considerations**
- **Covers Procedures for the Search and Recovery of Human Remains**
- **Explains Evacuation and Tentative Identification of Human Remains**
- **Provides Guidance on Handling of Personal Effects**
- **Describes Decontamination of Human Remains and Personal Effects**

Overview

The Joint Mortuary Affairs Program is a broadly based military program providing for the necessary care and disposition of missing and deceased personnel, including personal effects (PE).

The Joint Mortuary Affairs Program provides support across the range of military operations for: **search, recovery, tentative identification (ID), evacuation and, when required, temporary interment, disinterment, decontamination, and reinterment** of deceased US military personnel, US noncombatants, and allied, coalition partner, third country, and adversary personnel; **operating mortuary affairs (MA) processing points** during military operations; preparing and coordinating **shipment of human remains** to the place designated by the person authorized to direct disposition of human remains (PADD); **maintaining temporary interment sites** including the recording of interment and disinterment actions; **operation of the Dover Air Force Base port mortuary** in the continental United States (CONUS) for the preparation of human remains and coordination of final disposition; **collecting, inventorying, storing, and processing personal effects** of deceased, and missing US military personnel, US noncombatants (when requested by the Department of State), and deceased allied, coalition partner, third country, and adversary personnel; **developing standards and specifications** for the preparation of human remains (to include cremation), caskets, and urns; **compilation of records and other data** to support search and recovery (S&R) of human remains; and **developing standard policies and procedures** for implementation of the current death program, concurrent return program, and graves registration program.

Mortuary affairs (MA) policy.

Policy states that **the human remains of all members of the Armed Forces of the United States will be returned for permanent disposition** in accordance with the decedent's will or the laws of the state (territory, possession, or country) of the decedent's legal residence as directed by the PADD. Geographic combatant commanders outside the continental United States will determine if and when operational constraints necessitate a transition to a program of temporary interment in their area of responsibility. When military necessity or other factors prevent evacuation of the human remains of US military and civilian personnel, coalition party, third country, or adversary dead, the human remains may be stored in above ground refrigerated storage or temporarily interred according to established procedures.

The Joint Mortuary Affairs Program is divided into three distinct programs.

The Joint Mortuary Affairs Program is divided into **three distinct programs**. These are the current death, concurrent return, and graves registration programs. **The current death program operates worldwide during peacetime**. Under this program, human remains are returned to a place designated by the PADD for permanent disposition. The decedent's personal effects (PE) are shipped to the person eligible to receive effects (PERE) in accordance with Service regulations and procedures. **The concurrent return program is the preferred method of handling human remains during periods of conflict**. It provides for the search, recovery, and evacuation of human remains to a mortuary, where human remains are identified and prepared and shipped to the final destination for permanent disposition as directed by the PADD. The decedent's PE will be shipped to the PERE. **The graves registration program provides for the search, recovery, tentative ID, and evacuation of deceased personnel to temporary burial sites**. Temporary burial is performed only when authorized by the responsible geographic combatant commander during military operations. The disposition of PE is part of this program.

Mortuary Affairs Support in the United States

The US military has the capability to respond to domestic emergencies or disasters and provide support to civil authorities.

There are a number of mass-fatality scenarios where the military may be asked to provide assistance to civil authorities which include natural, manmade, and terrorist incidents. These events have the potential to quickly and overwhelmingly exceed the MA capabilities of local, state, and Federal authorities.

Primacy for responding to disasters and emergencies rests with state and local authorities, with local or state medical examiners/coroners (ME/Cs) usually assuming responsibility for MA. During incidents

involving mass fatalities, ME/Cs use their own local resources first, supplemented by state resources if necessary. The governor (or the governor's representative) requests Federal assistance through the National Response Plan. If Department of Defense (DOD) assets are requested, the Secretary of Defense directs United States Joint Forces Command to provide appropriate resources to the combatant commander.

Mortuary Affairs Support in the Operational Area

Geographic combatant commander have overall responsibility for MA activities within their theaters.

Geographic combatant commanders are responsible for controlling and coordinating MA operations for the search, recovery, tentative identification, care, and evacuation of deceased US personnel within their theaters. In appropriate circumstances, this responsibility also may extend to friendly, third country, contractors, and adversary dead. For humanitarian, health, and morale reasons, this responsibility may extend to the local populace including incidents that have mass fatalities. **Geographic combatant commanders' duties include the following.**

Designating a Service component to serve as the lead Service for the theater MA support program at the area of responsibility-level. The Army component commander is routinely designated lead Service for the combatant commander for MA.

Selecting an MA program to provide the necessary support and determining if and when a transfer to one of the other programs is in order.

Giving authoritative direction and guidance on MA to all assigned and attached forces.

Assigning responsibilities, tasks, assets, and organizing commands as necessary to execute the lead Service MA mission.

Establishing a joint mortuary affairs office (JMAO) within their commands to provide oversight of MA support and operational guidance.

Joint Mortuary Affairs Office at the geographic combatant command level.

During major military operations, the combatant commander determines when and how long the JMAO will be activated. Some of the JMAO oversight responsibilities include implementing established procedures concerned with search for, recovery and evacuation, tentative ID, and return of human remains and directing established procedures concerned with the recovery, collection, tentative identification, evacuation, inventory, and disposition of PE.

Planning and Operational Consideration

During any military operation, MA must be planned in detail and included in plans, orders, and standard operating procedures.

Geographic combatant commanders are responsible for ensuring the development of policies for the overall supervision of all MA matters. These policies should be included in the operation plans for each command and should include the following: broad guidance to respective Service or functional component commanders on MA matters; designating a lead Service responsible for the implementation of the MA support plan; establishment of procedures for operating a JMAO and sub area offices as necessary; and procedural guidance concerning the transfer of the human remains of adversary, US and allied/coalition military, contractor, friendly civilian and their accompanying PE to the custody of appropriate governments.

MA support must be responsive and able to provide support across the full range of military operations. Prior coordination with US Transportation Command's Global Transportation Network should be made to arrange for evacuation of human remains. Units capable of providing MA support should be scheduled on the time-phased force and deployment list to arrive at the beginning of any operation. Active duty MA units should be able to sustain operations until reserve units can arrive. The lack of MA support during the initial stages of the operation could adversely affect identification, viewability of human remains, troop morale, the expeditious return of human remains to their families, and the personnel replacement system.

Search and Recovery of Human Remains

The search for and recovery of human remains is the first step in the care and handling of deceased personnel.

S&R is the systematic process of searching for human remains and PE, plotting and recording their location, documenting information useful to the ID (photographing the scene, obtaining witness statements, etc.), and moving them to an MA facility. These actions are conducted by unit level organizations as well as MA personnel. In situations when a unit is unable to recover

its own human remains, the unit coordinates with the appropriate higher headquarters to request S&R support from a supporting MA activity.

Policies, medicolegal procedures, and reports required for mortuary services must be uniform among the Services. To that end, the Army develops coordinated doctrine, procedures, and training materials for tasks common to all Services. Each Service invests considerable time, effort, and resources in developing and maintaining its own S&R capability.

Evacuation and Tentative Identification of Human Remains

There are a variety of ways that human remains can flow from an incident site to a mortuary.

Following recovery, the human remains are usually moved to a mortuary affairs collection point (MACP). **The MACP provides direct support and/or general support in the receipt, processing, tentative ID, and evacuation of the human remains and their accompanying PE**, usually to a theater mortuary evacuation point (TMEP). When tasked, the MACP conducts or provides personnel to perform or supervise S&R missions. MACPs are highly mobile, enabling them to support combat maneuver elements, but can remain fixed to support a general area. MACPs are located at strategic points throughout the theater.

The TMEP provides general support in the receiving and evacuating of all human remains and their accompanying PE to a military mortuary. The TMEP performs quality assurance checks on existing processing documentation and initiates any additional processing documentation that is required. The TMEP initiates all shipping documents needed to coordinate the evacuation of human remains. TMEP(s) is/are usually located at major aerial ports of embarkation.

The process of identifying a deceased person begins when human remains and all biological and physical evidence are recovered. Information from witnesses, the decedent's unit, recovery personnel, medical, dental, and fingerprint records are vital in this process. The process provides for the definitive ID (legally sufficient) where expert comparison is made between postmortem finding and the above areas and postmortem records. Supplemental ID such as PE, physical characteristics, and visual identification by associates can be used only as supporting evidence.

Personal Effects

Disposition of PE.

Disposition of PE includes the collection, receipt, recording, accountability, storage, and disposal of the PE of US military personnel, civilians under US military jurisdiction, personnel officially accredited to the Armed Forces of the United States, and all deceased persons for whom the US provides mortuary services. The handling of PE begins at the time of initial collection by representatives of the Armed Forces of the United States and extends to the time of receipt by the PERE, representatives of the host country, allied nation or until other disposition is made in accordance with applicable regulations.

The geographic combatant commander is responsible for the control and coordination of MA support. This includes PE support for all US military personnel, US noncombatants, and allied, coalition partner, and adversary personnel. PE of friendly personnel will be processed in accordance with standing agreements. In the absence of agreements, PE should be processed in the same manner as for US personnel.

Decontamination of Human Remains and Personal Effects

No human remains leave the theater until they are safe for handling and return to the US.

In order to follow the national policy of returning all human remains to the PADD, **the human remains of US personnel who die in an operational area from contamination must be effectively decontaminated.** These procedures minimize the risk of personnel who come into contact with the human remains. Special attention should be paid to safety and sanitation. When a chemical, biological, radiological, or nuclear (CBRN) event occurs, there is a very high probability that many of the deceased personnel have been exposed to contaminating agents. At the time of recovery, trained CBRN personnel determine if a hazard exists. If a CBRN hazard cannot be determined on an individual basis, all human remains within the affected area are treated as contaminated.

A mortuary affairs decontamination collection point (MADCP) may become operational whenever the threat of CBRN warfare exists. The JMAO acts as the theater central point of coordination for this operation. The handling of contaminated human remains is a three-phase process consisting of the following: (1) Recovery from the place of death by MADCP personnel, where decontamination and field verification occur. (2) Movement to the MADCP quality control station, where a

second verification check is made using specialized monitoring equipment. Positive verification of decontamination must be made prior to shipment of human remains out of theater; and (3) Final verification within the theater and upon arrival at a CONUS military mortuary, prior to preparation of the human remains.

CONCLUSION

This publication provides fundamental principles and guidance for MA in joint operations. It outlines procedures for the search, recovery, evacuation (to include tracking of human remains), tentative identification, processing, and/or temporary interment of human remains in operational areas. This publication addresses both the DOD's MA responsibilities in regards to civil support duties under United States Northern Command and to the other geographic combatant commanders. It further addresses decontamination procedures for handling contaminated human remains and provides for the handling of personal effects of deceased, and missing personnel.

Intentionally Blank

CHAPTER I

THE MORTUARY AFFAIRS PROGRAM

“Show me the manner in which a nation cares for its dead, and I will measure with mathematical exactness, the tender mercies of its people, their loyalty to high ideals, and their regard for the laws of the land.”

William Ewart Gladstone
British Prime Minister

1. Introduction

The Joint Mortuary Affairs Program is a broadly based military program providing for the necessary care and disposition of missing and deceased personnel, including personal effects (PE). Based upon the guidance and direction of the Secretary of Defense and the Chairman of the Joint Chiefs of Staff (CJCS), the Joint Mortuary Affairs Program provides guidance and policy to the combatant commands and Military Services. The combatant commanders develop implementation plans based on CJCS policy and doctrine. Each Military Service implements the doctrine. The Joint Mortuary Affairs Program provides support across the range of military operations for:

a. Search, recovery, tentative identification (ID), evacuation and, when required, temporary interment, disinterment, decontamination, and reinterment of deceased US military personnel, US noncombatants, and allied, coalition partner, third country, and adversary personnel. These mortuary affairs (MA) functions may be performed, under the civil support construct, in support of Federal or state incident management operations when requested by a jurisdictional federal agency and authorized by the Secretary of Defense.

b. Operating MA processing points during military operations. MA processing points include mortuary affairs collection points (MACPs), theater mortuary evacuation points (TMEPs), mortuary affairs decontamination collection points (MADCPs), temporary interment sites, ID laboratories, and a port mortuary.

c. Preparing and coordinating shipment of human remains to the place designated by the person authorized to direct disposition of human remains (PADD).

d. Maintaining temporary interment sites including the recording of interment and disinterment actions.

e. Operation of the Dover Air Force Base port mortuary in the continental United States (CONUS) for the preparation of human remains and coordination of final disposition.

Note: The Armed Forces Medical Examiner (AFME) may, for logistical purposes, delegate the duty of preparation of human remains and coordination for final disposition to a mortuary outside the continental United States (OCONUS).

f. Collecting, inventorying, storing, and processing personal effects of deceased, and missing US military personnel, US noncombatants (when requested by the Department of State), and deceased allied, coalition partner, third country, and adversary personnel. These MA functions may be performed, under the civil support construct, in support of Federal or state incident management operations when requested by a jurisdictional federal agency and authorized by the Secretary of Defense.

g. Developing standards and specifications for the preparation of human remains (to include cremation), caskets, and urns.

h. Compilation of records and other data to support search and recovery (S&R) of human remains during operations in the theater.

i. Developing standard policies and procedures for implementation of the current death program, concurrent return program, and graves registration program.

2. Mortuary Affairs Policy

Policy states that the human remains of all members of the Armed Forces of the United States will be returned for permanent disposition in accordance with the decedent's will or the laws of the state (territory, possession, or country) of the decedent's legal residence as directed by the PADD. (Department of Defense Directive [DODD] 1300.22, *Mortuary Affairs Policy*.) OCONUS, geographic combatant commanders will determine if and when operational constraints necessitate a transition to a program of temporary interment in their area of responsibility (AOR). When military necessity or other factors prevent evacuation of the human remains of US military and civilian personnel, allied, coalition party, third country, or adversary dead, the human remains may be stored in above ground refrigerated storage or temporarily interred according to established procedures. The geographic combatant commander makes this decision and the responsibility may not be delegated to subordinate commanders. Interments performed within the scope of such a program are temporary, except for at sea disposition and when human remains are contaminated and present an ongoing threat to the living. Disinterment may commence when evacuation of the human remains is operationally acceptable. The recovery, evacuation, tentative ID, and final disposition of deceased military and civilian personnel under the jurisdiction of the Armed Forces of the United States are command responsibilities. It is the responsibility of unit commanders sustaining losses to recover the human remains and evacuate them to the nearest MA collection point. For OCONUS humanitarian, health, and morale reasons, this policy may be extended to the local populace fatalities. It is Department of Defense (DOD) policy that:

a. The human remains of all members of the Military Services will be provided permanent disposition to the extent authorized in their appropriate Service regulations or by Federal statutes.

b. Human remains will be handled with the reverence, care, and dignity.

c. To the extent possible, PE will be returned to the person eligible to receive effects (PERE) as rapidly as possible. Legal disposition in accordance with the decedent's will or the laws of the

state (or territory, possession, or country) of the decedent's legal residence will be as directed by the eligible recipient.

d. Every effort will be made to identify human remains and account for unrecovered human remains of US military personnel, government employees, government contractors, their dependents, and others who die in military operations, training accidents, and other multiple fatality incidents.

e. Temporary interment is a last resort to protect unit health, safety, and sanitation. Temporary interment should be only considered after all other courses of actions (COAs) have been explored. Authority for temporary interment in a theater resides with the geographic combatant commander. Burial at sea may be authorized by the ship's captain only when preservation capability is unavailable aboard ship or when transfer to shore is not timely or is operationally infeasible. The commander of a geographic combatant command OCONUS may approve temporary interments when human remains are contaminated from a nuclear, biological, and/or chemical event and decontamination is not possible without endangering other personnel. Human remains will be disinterred as soon as possible based upon operational and safety requirements.

f. The recovery, evacuation, tentative ID, and further disposition of human remains and PE under the jurisdiction of the Military Services are command responsibilities.

g. The preservation of human remains and PE will be given the highest priority. Every effort will be made to preserve the condition of the human remains including those recovered from past conflicts.

h. MA personnel afford human remains a uniformly high level of dignity and respect regardless of the status of the deceased, whether military or civilian, and regardless of the circumstances under which the fatalities occurred, whether combat or noncombat.

i. The DOD may provide mortuary support for the disposition of human remains and personal effects of all Americans upon the request of the Department of State. The Under Secretary of Defense for Personnel and Readiness will coordinate this support with the Department of State to include cost reimbursement, where appropriate.

j. The disposition of allied, coalition partner, combatant or noncombatant host nation (HN), or third country human remains will likewise be given the same dignity and respect afforded US personnel. Coordination for handover to the HN will reside with the geographic combatant commander in coordination with, and in conjunction with, the Department of State through the HN embassy or the International Red Cross or Red Crescent, as appropriate.

k. The policy for supplying MA support to civil authorities in the United States is discussed in Chapter II, "Mortuary Affairs Support in the United States."

3. The Joint Mortuary Affairs Program

The Joint Mortuary Affairs Program is divided into **three distinct programs**. These are the current death, concurrent return, and graves registration programs.

a. Current Death Program

(1) This program **operates worldwide during peacetime**. It may continue in operational areas during major military operations depending on the logistic and tactical situation. Geographic combatant commanders will make this decision.

(2) Under this program, human remains are returned to a place designated by the PADD for permanent disposition. The decedent's PE are shipped to the PERE in accordance with Service regulations and procedures.

(3) The program provides for professional mortuary services, supplies, and related services to statutory eligible personnel.

b. Concurrent Return Program

(1) This program **is the preferred method of handling human remains during periods of conflict**. It should be activated when the current death program capabilities are exceeded, yet conditions do not require temporary interment.

(2) It provides for the search, recovery, and evacuation of human remains to a mortuary, where human remains are identified and prepared and shipped to the final destination for permanent disposition as directed by the PADD.

(3) The decedent's PE will be shipped to the PERE.

(4) The concurrent return program may be phased into either the current death or graves registration programs as the situation dictates.

c. Graves Registration Program. The graves registration program provides for the search, recovery, tentative ID, and evacuation of deceased personnel to temporary burial sites. Temporary burial is performed only when authorized by the responsible geographic combatant commander during OCONUS military operations. The disposition of PE is part of this program. This program should only be implemented as a last resort when all other means to evacuate human remains out of the theater have failed, and when all means to preserve the human remains utilizing above ground refrigeration have been exhausted. Graves registration programs should never be tied to combat intensity levels, but rather, tied to the capability of the US resources to preserve and/or evacuate human remains out of the theater.

4. Military Mortuary Affairs Support

a. MA support begins at the unit level. Commanders are responsible for the recovery of human remains of assigned personnel, evacuation of those human remains to the nearest MACP (usually located at the nearest support area), and the Services will notify the next of kin (NOK) (this includes special operations forces and other personnel who may not be assigned to a Service component command). Service instructions for casualty matters such as notification are provided in Department of Defense Instruction (DODI) 1300.18, *Military Personnel Casualty Matters, Policies, and Procedures*. Once the human remains are received at the MACP, the human remains are logged in; a case file is established; classified documents and/or hazardous material, weapons, and munitions are removed. Law enforcement may collect as evidence and provide to the Armed Forces Medical Examiner System (AFMES) as warranted. Human remains are handled with great care in regard to preservation of forensic evidence. Organizational clothing and individual equipment will not be removed in the operational area without approval of the AFME. The human remains are not to be washed/cleaned or fingerprinted. PE will be inventoried for accountability and establishing a chain of custody without cutting clothing or pockets. PE will remain with the body during evacuation. The human remains are tagged, placed in a human remains pouch (HRP), and stored in refrigeration until transportation is coordinated and human remains are recorded for manifest. Human remains are evacuated as quickly as possible, using air transport, when available, or retrograde convoys, to the TMEP which is usually located in a secure area on, or near, an aerial port of embarkation (APOE).

b. Upon receipt at the TMEP, the human remains are received and processed utilizing quality control (QC) procedures to ensure all required data not obtained/required at the collection point is collected. Photographs are taken to document the human remains without removal of clothing, equipment, or further manipulating the body. After processing, a new HRP is used and the human remains are stored until transportation is arranged, usually by air. PE is re-inventoried and any discrepancies noted.

c. Preparation of the human remains for ID and final disposition is done at a CONUS/OCONUS mortuary under the supervision of the AFME and actual preparation completed by civilian (DOD or contract) morticians. Once the human remains are received at the mortuary, they are positively identified and prepared for final disposition as directed by the PADD.

5. Roles and Responsibilities

a. The Under Secretary of Defense for Personnel and Readiness **serves as the MA matters point of contact (POC) for DOD with the designated senior Service official responsible in the aftermath of an incident involving non-DOD agencies and civilian or contractor personnel.**

b. **Geographic Combatant Commanders** will:

(1) Give authoritative direction and guidance on providing MA support to all assigned and attached forces within their AOR.

(2) Designate a Service component to serve as the lead Service for the theater MA support program at the AOR level. As necessary, designate a lead Service at selected subordinate joint force commander (JFC)-levels and assign responsibilities, tasks, assets, and organize commands as necessary to execute the lead Service MA mission.

(3) Assume lead responsibility and coordination for fatalities occurring within the command's AOR and assign tasks, assets, and organize commands as necessary to execute the MA mission.

(4) Establish a joint mortuary affairs office (JMAO) to provide oversight of MA support within their AOR.

(5) Provide MA support to other combatant commands when appropriate.

c. **Commander, United States Transportation Command (USTRANSCOM)** provides strategic airlift to evacuate human remains from OCONUS to CONUS port-of-entry mortuary.

d. The **Secretary of the Army** will:

(1) Serve as the executive agent (EA) for MA for the Department of Defense consistent with the guidance in *Deputy Secretary of Defense Memorandum* (March 25, 2003).

(2) Maintain an MA force structure capable of providing support to Army units and backup general support and technical assistance to other Military Services as required.

(3) Maintain the Central Joint Mortuary Affairs Board (CJMAB) and appoint a chairman.

(4) Administratively process cases considered by the Armed Forces Identification Review Board (AFIRB) in coordination with the other Services.

(5) Assist the Chairman of the Joint Chiefs of Staff to develop joint MA doctrine. Develop and distribute training material to be used by the Military Services.

(6) Establish and maintain a doctrine and training integration center.

(7) Operate theater and CONUS PE depots in support of all Military Services.

e. **Military Services.** Each Service is responsible for MA support, to include ID and disposition of human remains and PE, for its own personnel unless otherwise directed by the geographic combatant commander or mutual support agreements between the Services. In all cases, the direct initial contact with family members of deceased personnel is performed by the parent Service.

(1) US Army Responsibilities

(a) Policies, procedures, and reports required for joint mortuary tasks will be uniform among the Services. To this end, the Army manages the coordination of doctrine, procedures, training materials and policies for MA tasks that are common to all Services, and obtains CJCS approval.

(b) The Army maintains a MA force structure capable of providing support to its units and backup general support (GS) to the other Services. The Army will provide collection and evacuation support to the other Services through its facilities. GS, as it relates to MA operations is defined as activities related to the operation and maintenance of a central collection point (CP), the handling of PE, and any mutually agreed-upon support. The force structure includes an active component force that can respond to the sudden onset of hostilities, peacetime mass casualty/fatality incidents (MC/FIs), and homeland security issues.

(c) To facilitate the transition to and from war, the Army maintains and designates a single board as POC to respond to MA issues.

(d) During peacetime, the Army is responsible for providing or arranging MA support for its deceased personnel.

(e) The Army maintains the capability to provide technical assistance to other Services. This technical assistance will be provided when requested by the Service concerned.

(2) US Navy Responsibilities

(a) The Navy maintains a trained MA force structure to provide support for its units. Personnel are trained to provide mortuary support. The Army provides ground force CP support and GS to Navy units when requested.

(b) During peacetime, the Navy provides or arranges MA support for the Navy, Marine Corps, and Coast Guard when operating as part of the Department of the Navy. The Navy maintains the capability to accomplish burials at sea.

(c) To facilitate the transition to and from war, the Navy maintains and designates a single office as POC to respond to MA issues.

(d) The Navy provides capabilities to evacuate deceased personnel from its units and other Services. The Navy develops contingency plans to evacuate human remains by surface from an operational area should air evacuation be interrupted.

(3) US Air Force (USAF) Responsibilities

(a) The Air Force maintains an MA structure capability to provide support to its units. Personnel are trained to provide mortuary support. The Army provides backup GS to Air Force units when requested.

(b) During peacetime, the Air Force provides or arranges MA support for its deceased personnel.

(c) To facilitate the transition to and from war, the Air Force maintains and designates a single office as POC to respond to MA issues.

(d) The Air Force develops the capability to provide equipment, materiel, and personnel to evacuate the deceased of all Services from a theater to CONUS.

(e) The Air Force operates and maintains a CONUS east coast port-of-entry military mortuary facility in support of all Services. This facility performs the ID, medical examination, preparation, and shipment of human remains to final destination. It develops contingency plans to expand the facility during wartime and to support peacetime mass-fatality incidents.

(4) US Marine Corps Responsibilities

(a) The Marine Corps maintains an MA force structure capability to provide support to Marine Corps units. Personnel are fully trained to provide mortuary support. The Army provides backup and GS to Marine units. During amphibious operations, Marine Corps units coordinate all MA actions with the commander, amphibious task force.

(b) To facilitate the transition to and from war, the Marine Corps maintains and designates a single office as POC to respond to MA issues.

(5) US Coast Guard Responsibilities

(a) The Coast Guard does not have an MA force structure capability to provide support to units overseas during joint operations and would rely upon the geographic combatant commander to provide support. The Army provides ground force CP support and GS to Coast Guard units as needed. However, in the US, the Coast Guard provides or arranges MA support for its own personnel.

(b) During peacetime, the Coast Guard provides or arranges MA support for Coast Guard deceased personnel worldwide. The Coast Guard is staffed to manage an MA program using civilian providers. The Coast Guard maintains the capability to accomplish burials at sea.

f. The Central Joint Mortuary Affairs Board

(1) The CJMAB functions as a coordinating group for the Services. Its mission is to promote uniform Service policies, procedures, plans, and records for the disposition of human remains and PE. It consists of O-6 level representatives from the Army, Navy, Air Force, Marine Corps, Coast Guard, Joint Staff, and the AFMES. In peacetime, the Navy represents the Marine Corps, and when operating as part of the Department of the Navy, the Coast Guard. In wartime, the Marine Corps is directly represented.

(2) The CJMAB meets at least twice a year or at the call of the Chairman of the CJMAB to support special incidents. In the case of prolonged hostile action, the Chairman of the CJMAB determines if there is a requirement to activate a full-time CJMAB. If activated, the CJMAB becomes the governing body from which MA wartime policy will be promulgated to the Services. However, as a governing body, the CJMAB does not exercise command and control (C2) over the Services MA functions, personnel, and facilities. C2 responsibilities are retained by the individual Services.

(3) The Army maintains the CJMAB and develops appropriate regulations and procedures for its conduct. These procedures include appropriate charters for peacetime operation for the AFIRB, Joint Prisoner of War (POW)/Missing in Action (MIA) Accounting Command, and the Services interface with the AFMES. Functions of the CJMAB may include, but are not limited to, disposition of human remains, PE programs, and, as necessary, CONUS military mortuary expansion. Peacetime guidelines also include procedures for supporting mass-fatality incidents.

g. **Joint POW/MIA Accounting Command (JPAC).** JPAC, Hawaii has the mission to search, recover, and identify the human remains from previous wars and, as required, assist with the ID of human remains resulting from current conflicts. Their recommendations are reviewed by the AFIRB.

h. **US Army Mortuary Affairs Center.** The US Army Mortuary Affairs Center (MAC) serves as the DOD Training and Doctrine Integrating Center for all Services on MA and provides resident training for Armed Forces officers and enlisted personnel.

i. The Armed Forces Medical Examiner System

(1) The roles and responsibilities of the AFMES are outlined in Title 10 US Code Section 1471, DODD 5154.24, *Armed Forces Institute of Pathology (AFIP)*, DODI 5154.30, *Armed Forces Institute of Pathology Operations*, and implemented by multi-Service regulations Army Regulation (AR) 40-57/Bureau of Medicine and Surgery Instruction (BUMEDINST) 5360.26/Air Force Joint Instruction (AFJI) 44-111, *Armed Forces Medical Examiner System*.

(2) In general, the AFME has the authority to conduct a forensic pathology investigation, including an autopsy, of the death of any military member serving on active duty where the

Federal government has exclusive jurisdictional authority, including where the circumstances surrounding the death are suspicious, unexpected, or unexplained. In wartime, the AFMES will review every case to determine the cause and manner of death to secure information for completion of military records, obtain data for substantiating protective equipment, to protect the welfare of the military community (such as in the investigation of novel wounding agents or possible “friendly fire” incidents); or when the Service member is an aircrew member and the death occurs during flight operations (and not as a result of hostile fire). The AFMES, in consultation with relevant law enforcement, intelligence, and safety agencies, and the geographic combatant or subordinate JFC, has the authority to order such autopsies in the operational area or upon the return of human remains to other locations (CONUS/OCONUS). When a detainee death occurs, the commander of the detention facility or the unit exercising custody over an individual will coordinate with the AFME, who will determine whether an autopsy will be performed. The human remains shall not be released from US custody without authorization from the AFME and the responsible commander. The AFMES has the expertise in the fields of forensic sciences related to ID to provide consultative support to the Services in the ID process. These techniques include anthropological comparison, dentition comparison technology, and deoxyribonucleic acid (DNA) testing. The AFME also provides medical certification for cause of death and manner of death. Services and combatant commands may request from the AFME assistance in the ID of any human remains. Normally, the AFMES operates as a supporting agency to the supported combatant command. The AFME coordinates with the combatant commanders and Services to determine if AFMES support is required.

j. **The Armed Forces Institute of Pathology (AFIP).** The AFIP serves as a national and international resource of pathology knowledge and experience supporting both the military and civilian sectors, including functioning as the chief reviewing authority on the diagnosis of pathologic tissue for the Armed Services and conducting experimental, statistical, and morphological research and investigation in the field of pathology concentrating on subjects at the forefront of the field of pathology.

k. **Port-of-Entry Mortuary Facility.** Dover Air Force Base (AFB) port-of-entry military mortuary, operated by the Air Force, handles most human remains returned from OCONUS. Human remains are embalmed (if necessary), dressed, casketed, and prepared for shipment. Coordination is made with the Services to arrange for the disposition of the human remains as directed by the PADD. During military operations or MC/FIs, the CONUS military port mortuary can be activated to completely process human remains. This processing can include autopsy and/or medical examination when supported by the AFMES. The Federal Bureau of Investigation also provides support for ID of human remains as required.

l. **Religious Support Team and Mental Health Support.** Given the context of mortality surrounding MA and the hostile conditions that may exist causing extreme stress, Service component religious support teams and mental health professionals should be utilized for critical incident stress management. Employment of chaplains and mental health professionals trained in managing critical incident stress can prevent immediate and long-term effects (post-traumatic stress disorder) on those involved in MC/FIs or an overwhelming flow of human remains.

m. **Emergency Family Assistance Center (EFAC).** In an MC/FI, whether due to combat or a terrorist event among the US population, a joint emergency family assistance center should be established to mitigate the suffering of families. MA needs to work closely with the EFAC in order to facilitate the collection of DNA, notification of NOK, and the transfer of PE.

VIETNAM MISSING IN ACTION VIGNETTE

Remains of a US Navy pilot missing in action for more than 36 years from the Vietnam War have been identified and are being returned to his family. Identified is Navy Lt. Ed D. Taylor of Heber Springs, Ark.

On August 29, 1965, Taylor flew off the Navy aircraft carrier USS Oriskany on a search and rescue mission into Son La Province, North Vietnam. While on his third pass over an area from which an emergency beeper signal was heard, his A-1H Skyraider was hit by enemy ground fire. As the pilot of a nearby A-1 aircraft watched, Taylor's aircraft struck a ridge and exploded into flames. No parachute was observed.

In October 1988, a joint US/Vietnam team, led by the Joint Prisoner of War/Missing in Action Accounting Command, investigated this case in Son La Province. The team interviewed a Vietnamese citizen who reported that he saw the crash of Taylor's aircraft as well as the body of the pilot at the crash site. The team visited the crash site and a nearby village where they found small fragments of wreckage, but no human remains. The serial number of one of the fragments matched that of Taylor's aircraft.

A subsequent visit to the crash site in 1989 yielded no remains, but in 1993, a US archives research team in Hanoi discovered a Vietnamese record of a 1965 shutdown which appeared to document the circumstances of Taylor's loss. Other joint teams re-surveyed the crash site in 1996 and 1999, and scheduled it for excavation.

In March 2000, a joint US/Vietnam team, led by the US Army Central Identification Laboratory Hawaii (CILHI), excavated the crash site in Son La Province. The team recovered remains and pilot-related artifacts from the aircraft wreckage.

Among the forensic tools used by the CILHI to confirm the identification was that of mitochondrial deoxyribonucleic acid (DNA), in which DNA from a skeletal fragment was matched to that of a family member of Lt. Taylor.

**SOURCE: From Department of Defense News Release
No. 467-01 28 Sep 2001**

Intentionally Blank

CHAPTER II

MORTUARY AFFAIRS SUPPORT IN THE UNITED STATES

“We have come to dedicate a portion of that field, as a final resting place for those who here gave their lives that that nation might live. It is altogether fitting and proper that we should do this. But, in a larger sense, we cannot dedicate — we cannot consecrate — we cannot hallow — this ground. The brave men, living and dead, who struggled here, have consecrated it, far above our poor power to add or detract. The world will little note, nor long remember what we say here, but it can never forget what they did here.”

President Abraham Lincoln
From the “*Gettysburg Address*” 1863

1. Introduction

a. Homeland Security Presidential Directive (HSPD)–5, *Management of Domestic Incidents*, designates the Secretary of Homeland Security as the Principal Federal Official responsible for coordinating Federal operations within the US to prepare for, respond to, and recover from terrorist attacks, major disasters, and other emergencies. Figure II-1 depicts the typical National Response Plan (NRP) sequential response process.

b. The US military primarily organizes, trains, and equips forces to conduct combat operations. It also has the capability to respond to domestic emergencies or disasters and provide support to civil authorities. This response capability is known as civil support (CS). Defense support to civil authorities (DSCA) (DODD 3025.15, *Military Assistance to Civilian Authorities*) refers to the DOD support provided as directed by the Secretary of Defense (SecDef).

c. Primary agency emergency response will entail a highly coordinated, multiagency local, state and Federal effort. The NRP identifies the primary agencies that will provide the core Federal response. In accordance with HSPD-5, the US Government (USG) treats crisis management and consequence management as a single, integrated function, rather than as two separate functions. The NRP outlines Federal responsibilities (including DOD) and provides the framework for coordinating civil-military requirements. The NRP is designed to ensure that all levels of government have the capability to work efficiently and effectively together using a national approach to domestic incident management. It serves as the core strategic national-level plan for coordinating Federal incident management activities for terrorist attacks, disasters, and incidents of national significance. Under the NRP, DOD could be asked to provide capabilities that other agencies do not possess or that have been exhausted or overwhelmed. Support is provided with the provision that it does not conflict with DOD’s mission or its ability to respond to military operational contingencies.

d. The NRP employs a functional approach to emergency response using emergency support functions (ESFs). These ESFs group the types of direct Federal assistance a state is most likely to need, as well as the kinds of Federal operations support necessary to sustain Federal response actions. MA responsibilities are identified in ESF #8. The Department of Health and Human Services is the Primary



Figure II-1. National Response Plan Sequential Response

Federal Agency (PFA) for ESF #8. PFAs are designated based on their authorities, resources, capabilities or expertise in a specific functional area. PFAs, in conjunction with their support agencies, are responsible for overall planning and coordination of the delivery of ESF-related Federal assistance to their state counterparts.

e. United States Northern Command and United States Pacific Command are the principal combatant commands responsible for coordinating military assistance under the NRP. This support normally includes personnel, equipment, and supplies in the absence of other national disaster system resource capabilities.



World Trade Center - September 11, 2001

2. Civil Support

a. There are a number of mass-fatality scenarios where the military may be asked to provide assistance to civil authorities which include natural, manmade, and terrorist incidents. These events have potential to quickly and overwhelmingly exceed the MA capabilities of local, state, and Federal authorities.

b. Primacy for responding to disasters and emergencies rests with state and local authorities, with local or state medical examiners/coroners (ME/Cs) usually assuming responsibility for MA. During incidents involving mass fatalities, ME/Cs use their own local resources first, supplemented by state resources if necessary. The governor (or the governor's representative) requests federal assistance through the NRP. Considerable MA assets are available through ESF #8 but if DOD assets are requested, the SecDef can approve the assignment of military MA forces to assist local authorities.

3. Directions and Guidance

The President and the SecDef establish priorities and determine what DOD resources will be made available for CS. The combatant commanders will ensure that DOD resources are used judiciously by adhering to the following principles:

a. Civil resources are applied first in meeting requirements of civil authorities.



Pentagon - September 11, 2001

b. DOD resources are provided only when response or recovery requirements are beyond the capabilities of civil authorities (as determined by the Federal Emergency Management Agency or another PFA for emergency response).

c. Military forces shall remain under military C2 under the authority of the DOD lead agent at all times.

d. Civilian communities in the US use the National Incident Management System (NIMS) and the Incident Command System (ICS) within NIMS. MA units assisting civil authorities will have to interface with the ICS. MA units will maintain the DOD chain of command but must realize that the civilian incident commander is in charge of all aspects of the disaster site. The incident commander normally works out of the incident command post. When DOD assets are authorized for CS activities, normally a unified command structure is established to ensure an integrated response. The lead law enforcement agency and ME/C will determine processing procedures and the handling of all forensic evidence.

4. Civilian Mass-Fatality Incidents

The use of the Dover AFB Port Mortuary is an option available to civilian authorities. Following a mass-fatality incident, which usually occur without warning and results in considerable confusion, there is generally a lack of sufficient personnel to handle the sensitive tasks of caring for the deceased. The Federal, state, and local governments may request DOD assistance in a mass-fatality incident. Once properly tasked, military support must be provided quickly and efficiently.

a. The procedures used by outside agencies requesting MA support are found in DSCA. The Stafford Act also provides the procedures for declaring an emergency or major disaster, as well as the type and amount of federal assistance available.

b. These operations provide temporary DOD support to domestic civil authorities when permitted by law and are normally undertaken when an emergency overtakes the capabilities of the civil authorities. DSCA operations are quite often multiagency, multi-jurisdictional operations.

c. The support provided by DOD MA personnel will be tailored to the needs of the requesting authority. The request could vary from personnel transporting human remains, an ID process, or a complete excavation of a disaster site. Federal and local laws regulate operations that are conducted in the United States. Local jurisdiction ME/C will determine what and how MA functions will be performed. The ME/C that has jurisdiction over the mass fatality for that area may be the city, county, or even state ME/C.

d. The ME/C with jurisdiction and the lead law enforcement agency have approval authority over all site activities that involve MA; the ME/C only controls the human remains in most jurisdictions (local laws will define the full authority). The ME/C will also manage the ante-mortem data collection, NOK notifications, and personal effects policies for the deceased. Other site activities will be governed by the incident commander or designated representative.

e. Within the mission assignment, the tasked military unit will be given a civilian POC. It is here the military and civilian integration process begins. Coordination between the military and civilian counterpart should include:

(1) How the military will interface with the civilian operations to include: other efforts affecting the MA mission, other MA elements present, and overall MA operations layout.

(2) Civilian special operating instructions and requirements.

(3) Military requirements.

(4) Safety requirements. The military retains responsibility for the safety and care of its personnel within the context of the civilian effort. Coordination and cooperation should be made with civilian and other military entities that limit risk and promote safe operations.

f. The ME/C will coordinate with the incident commander's public affairs representative to determine how mass media operations will be conducted and how any photographic materials will be used. Military will follow command guidance on how to interface with the media.

g. All recovery information should be documented as per ME/C with jurisdiction requirements.

h. MA tasks that DOD may be requested to conduct to assist civil authorities may include: reception, advisor support, photography operations, administrative and logistic support, DNA sample collection, S&R, transportation, human remains storage (refrigerated), and disposition operations. In addition, DOD may also be asked to provide decontamination of human remains support. To accomplish the variety and array of potential assignments, DOD will likely be using both MA skilled and MA non-skilled personnel to conduct mission assignments. MA units may be asked to provide basic mortuary instruction to quickly educate the non-skilled units, individuals, and/or augmentees. MA skilled units may also be asked to provide technical supervisors/advisors to provide oversight/assistance of DOD personnel insuring proper techniques, safety considerations, and the rightful respect for the deceased.

5. Legal Considerations

a. If the event is caused by a terrorist or suspected terrorist act or if it involves weapons of mass destruction (WMD), it then becomes a crime scene. If there is any suspicion of WMD involvement, then all clothing, articles, and debris becomes potential evidence and should be preserved “as is.”

b. The Federal Bureau of Investigation has jurisdiction over all WMD events and will run the investigation. Follow their instructions. They will coordinate the MA activities with the ME/C to ensure the collection of evidence, including that on or in the human remains, is completed. Normally, decontamination of the human remains will involve forensic documentation and collection on the decontamination line. Military decontamination teams should ensure a complete decontamination plan is in place and agreed to with both the law enforcement agencies and ME/C before operations begin.

c. During the integration process and ongoing operations, there may be some unresolved issues or disputed areas. If unable to resolve issues, commanders should seek additional higher headquarters guidance. It is important to remember that the military and civilian efforts should be a partnership focused on providing the best and most appropriate consequence management response to the American people. To do this, it requires both parties to develop a cooperative relationship and positive attitude that addresses the needs of the military and civilian community. Commanders should keep their local staff judge advocates (SJAs) involved in the process and consult with them as necessary.

d. CONUS based installations may have military losses even when the “event” is located partially or completely off of the military installations. Local ME/C authorities will most likely establish a EFAC or a family help center (FHC) to collect antemortem data from the families, to complete notifications of death, and to provide assistance to NOK as required. Installation commanders and Service component commanders should consider pre-planning with the local authorities and offer their assistance with Service casualty assistance officers in the local EFAC/FHC to assist with the military service members’ data collections and notifications of positive IDs and return of PE.

CHAPTER III

MORTUARY AFFAIRS SUPPORT IN OPERATIONAL AREAS

*“In Flanders Fields the poppies blow
Between the crosses, row on row,
That mark our place; and in the sky
The larks, still bravely singing, fly
Scarce heard amid the guns below.*

*We are the Dead. Short days ago
We lived, felt dawn, saw sunset glow,
Loved, and were loved, and now we lie
In Flanders Fields.”*

**From the poem “In Flanders Fields”
By John McCrae**

1. Introduction

Geographic combatant commanders are responsible for controlling and coordinating MA operations for the search, recovery, tentative ID, care, and evacuation of deceased US personnel within their theaters. In appropriate circumstances, this responsibility also may extend to friendly, third country, contractors, and adversary dead. For humanitarian, health, and morale reasons, this responsibility may extend to the local populace including incidents that have mass fatalities.

2. Responsibilities in an Operational Area

a. **Geographic Combatant Commanders’ Responsibilities.** Geographic combatant commanders’ duties include the following:

(1) Designating a Service component to serve as the lead Service for the theater MA support program at the AOR-level. As necessary, designate a lead Service at selected subordinate JFC-levels. The Army component commander is routinely designated lead Service for the combatant commander for MA.

(2) Selecting an MA program to provide the necessary support and determining if and when a transfer to one of the other programs is in order.

(3) Giving authoritative direction and guidance on MA to all assigned and attached forces.

(4) Assigning responsibilities, tasks, assets, and organizing commands as necessary to execute the lead Service MA mission.

(5) Establishing a JMAO within their commands to provide oversight of MA support and operational guidance. During military operations or peacetime MC/FIs, the commander will determine when and how long the JMAO will be activated.

b. Responsibilities of the Service Component Commanders. Each Service component commander is responsible for the following:

(1) Subject to geographic combatant commander's directives and/or mutual support agreements with another Service, provide its own MA support. When requirements exceed a Service's organic capabilities, the Army component will provide backup GS, when requested.

(2) Maintaining appropriate stockage levels of supplies and equipment.

(3) Collecting and maintaining information concerning its own deceased or missing. This information is sent to the JMAO.

(4) Performing MA support functions for other Service components, when required.

c. Special Considerations of the Army Component Commander. The Army component commander is normally designated lead Service for the theater MA program. The Army component commander's responsibilities include the following:

(1) Maintaining an MA force structure capability to provide support to Army units and backup GS to the other Services. This includes maintaining an active component force that can respond to peacetime MC/FI disasters and the sudden onset of hostilities.

(2) Providing technical assistance to the other Service components and ground force CP support to naval units when requested, whether or not Army forces are involved.

(3) Subject to availability of MA force structure, provide to any operational commander, a cadre to supervise the establishment of a MACP (or MACPs) as designated by the appropriate commander. This cadre will also provide technical assistance for acceptance and disposition of human remains, including interment, interment records, and temporary interment site maintenance until such other provisions are made for subsequent custody.

(4) In operations in which Army forces are involved, the Army component commander ordinarily is assigned the responsibility of operating area MACPs and, if required, temporary interment sites. The area MACP accepts and makes further disposition of the human remains received.

(5) In operations in which Army forces are involved, the Army commander normally is assigned the responsibility for operation of PE depots for the receipt, storage, safeguarding, and further disposition of PE of personnel of all Services and others for whom the US is responsible. PE left in the unit areas should be shipped to the theater PE depot. A PE depot in an operational area normally processes the PE for evacuation to a US-based effects depot for permanent disposition. A theater PE depot from within the combatant command may process PE for permanent disposition under special circumstances.



Expeditionary Mortuary Operations in Southwest Asia

d. **Considerations of Supporting Combatant Commanders.** All OCONUS geographic combatant commands provide MA support. Supporting combatant commanders will receive MA support from the supported geographic commander. As the DOD single manager for transportation, USTRANSCOM provides air, land, and sea transportation for DOD. USTRANSCOM-controlled strategic air mobility assets will evacuate human remains from outside the US to a preparing mortuary.

e. **Subordinate Commanders.** Unit commanders at all levels are responsible for the initial search, recovery, tentative ID, and evacuation of all deceased unit personnel within the area they are responsible for and, when necessary, interment of deceased personnel.

3. The Joint Mortuary Affairs Office

a. **JMAO at the Geographic Combatant Command Level.** During major military operations, the combatant commander determines when and how long the JMAO will be activated. The JMAO oversight responsibilities include the following:

(1) Implementing established procedures concerned with search for, recovery and evacuation, tentative ID, and return of human remains. This may include providing operational guidance to Service components and to subordinate joint force or single-Service commands on the disposition of human remains of those personnel assigned or attached to multinational forces.

(2) Directing established procedures concerned with the recovery, collection, tentative ID, evacuation, inventory, and disposition of PE.

(3) In coordination with the Service components and Service logistic support commands, determining the appropriate levels of mortuary supplies and equipment in theater. The Services are responsible for maintaining the levels assigned to them.

(4) Providing procedural guidance concerning transfer of adversary, multinational military, and civilian human remains and their PE to the custody of another government, including maintenance of records required by the Geneva Conventions.

(5) Coordinating the development of the MA support plan for the geographic AOR. Ensuring all Service components are informed of support locations and comply with directives.

(6) Coordinating with Service component commands for data on the recovery status of deceased and missing personnel when requested by combatant command casualty reporting agencies.

(7) Coordinating the establishment of other offices or multinational force liaisons, as required, to supervise MA activities for a Service component, subordinate joint force, or on a geographic basis.

(8) Designating port of embarkation (POE) holding facilities and surface and aerial evacuation of human remains and PE.

(9) Coordinating holding facilities, interment, disinterment, and reinterment of human remains within the AOR. In wartime, this includes providing a recommendation to the respective geographic combatant commander regarding temporary disposition of human remains when their return to the US has been logistically challenged or could be a health concern.

(10) Maintaining a central records point for deceased personnel and PE.

(11) Continuing to function after periods of military operations to oversee Service efforts to resolve the status and affect the evacuation of human remains and PE not previously accomplished. The geographic combatant commander determines if the JMAO will continue to function in support of efforts to process human remains and PE of non-US military personnel. The JMAO ensures that Service components forward all records to respective Service headquarters. The Service component's headquarters coordinates transfer of human remains and records to parent Service control in the US. Parent Service headquarters are responsible for final archiving of records. The JMAO assists Service headquarters in coordinating these actions.

(12) Monitoring established agreements with affected countries, multinational partners, USG, and nongovernmental organizations (NGOs). If agreements are not established, the JMAO

will coordinate affected country support negotiations. If agreement cannot be negotiated, MA support is performed under current US military procedures.

(13) Maintaining liaison with the joint public affairs office. This ensures that appropriate public affairs guidance is followed. This will, in turn, ensure that the media is provided accurate and up-to-date information.

b. JMAO at the Subordinate Joint Force Level

(1) A subunified command or joint task force (JTF) may establish a JMAO.

(2) If determined necessary, the geographic combatant commander may delegate MA support authority to the subordinate JFC which will allow the commander to designate a lead Service component (usually the Army) to handle MA for the command. Additionally, the subordinate JFC may direct the logistics directorate of a joint staff (J-4) to establish and operate a JTF-mortuary affairs office (JTF-MAO). If established, the JTF-MAO should:

(a) Provide guidance to facilitate the conduct of MA programs.

(b) Maintain data pertaining to the recovery, ID, and disposition of all US dead and missing in the designated operational area.

(c) Serve as an MA liaison between the subordinate JFC, the Service component MA offices, and the theater JMAO.

(d) Serve as the central clearing point for MA-related information.

(e) Monitor the deceased and missing personnel PE program.

(f) Perform planning, execution, technical, and management functions.

(g) Develop/disseminate standards/procedures and collect/present MA management statistical data.

4. Guidance on Temporary Interment and Disinterment Operations

Temporary interment of US, allied, or coalition human remains outside the respective national borders is a last resort. Every effort should be made to return human remains to the respective nation as soon as possible. When interment is required, separate interment sites should be established for burial of US/allied/coalition and adversary deceased. When interment occurs and when arrangements are made to transfer human remains to the host country or to a friendly nation, commanders will maintain accountability records and provide information for adversary or friendly deceased transferred from temporary interment sites for which they have responsibility.

“The Mexican War (1846-47) provided the first real test of the Army’s ability to care for its war dead, but with results that were far from satisfactory. In one instance, General Zachary Taylor saw to it that the dead were properly collected and buried on the battlefield following his celebrated victory at Buena Vista. Unfortunately, he neglected to mark the site of the burial on the map accompanying his official report. Years later, when the US government sought to erect a monument to honor the fallen heroes, no burial site could be found. A similar experience marked the campaign of General Winfield Scott, whose troops landed at Vera Cruz and marched overland to Mexico City. Of the hundreds who died and were buried along the way, only a fraction were located afterward.”

Dr. Steven E. Anders
Quartermaster Professional Bulletin — September 1988

a. **Interment.** Interment sites should be established for burial of US/allied/coalition and adversary deceased. The expedient and respectful repatriation of deceased personnel to their PADD is the top priority of the joint MA program. However, during extreme tactical or logistic situations that leave no alternatives, a program of temporary interment may be implemented. All interments, whether performed at the unit level or by MA personnel, are considered temporary except for committal at sea. Temporary interments are a last resort used for health, safety, sanitation, and morale reasons at the unit level. Unit commanders must obtain permission from the geographic combatant commander to conduct temporary interment operations. In extreme circumstances, when a unit is cut off and has no means to communicate with higher headquarters, the senior commander is responsible for deciding whether temporary interment will be utilized after all known support options have failed. When circumstances warrant the interment of human remains, recovery operations should be conducted as soon as possible.

[In World War I] “relatives of soldiers opted to have their kin remain in the country where they had fallen. Teddy Roosevelt added impetus to this movement by requesting that his own son, Lieutenant Quentin Roosevelt, be buried near the ground where he was killed. His expression — “Where the tree falls, let it lie” — echoed the sentiments of many. In all, eight permanent cemeteries were established in Europe by the war’s end (six in France and one each in Belgium and England) wherein approximately 30,000 veterans were laid to rest. Another 47,000 bodies were returned to the United States.”

Dr. Steven E. Anders
Quartermaster Professional Bulletin — September 1988

(1) **Special Religious and Cultural Considerations for US/Allied/Coalition Forces.** Chaplain support should be used to conduct committal services at temporary interment sites. MA personnel should coordinate with the supporting religious support team for chaplain support for temporary interment/disinterment operations.

(a) There should be a permanent record made of administration of the final religious rites.

(b) Commanders should be aware of customs followed by various ethnic and religious groups in the operational area for care of the dead. This includes considerations for adversary deceased.

(2) Responsibilities

(a) **Geographic Combatant Commander.** The geographic combatant commander may authorize temporary interments only when operational constraints prevent the evacuation of US/allied/coalition human remains out of the AOR or it is deemed prudent for the protection of health and welfare of US/allied/coalition forces. Adversary human remains are accorded the same measures.

(b) **Service Component.** Each Service component commander must provide or arrange support for its, or attached allied or coalition, deceased personnel subject to geographic combatant commander's directives and/or mutual support agreements with another Service, provide its own MA support. This includes the proper interment of adversary human remains. When requirements exceed a Service's organic capabilities, the Army component will provide backup GS, when requested. The primary objectives of these operations are to maintain morale and field sanitation and to comply with the rules of land warfare, international law, and international agreements. However, human remains are to be evacuated as long as the operational situation permits. The exception to this is the removal of adversary human remains, which must be noted on accountability records as an interment site.

(3) **Interment Site Selection.** When interment is necessary, the burial site should be on high ground with good drainage. Avoid areas which have high water tables or that can flood easily. During the survey of the site, ensure that pilot holes are dug to check for underlying rock formations and ease in digging.

(4) Interment Procedures

(a) **Opening the Burial Site.** The burial site may consist of any number of rows. Each row holds 10 human remains, head to foot, lengthwise (see Appendix B, "Mass Interment," Figure B-1). The rows are approximately 70 feet long, 3 feet deep, as wide as the earth-moving equipment blade (minimum of 2.5 feet) and 7 feet between rows. Earth-moving equipment should be used if possible, as it can open all types of soil with relative ease. Ideally, rows should be side by side, but may not be if terrain conditions prohibit.

(b) Processing

1. When human remains are received, all documentation and information is turned over to interment site personnel. If a list of human remains is present, it is verified as human remains are offloaded. Upon verification, MA personnel sign for the human remains.

2. Assign each human remains an interment processing number by using the next available sequential number from DD Form 1079, "Interment/Disinterment Register," (see Appendix E, "Common Forms Used in Mortuary Affairs," Figure E-9). Use one page of DD Form 1079 for each

row of 10 human remains. The number consists of a cumulative number and the current calendar year (e.g., 00024-02).

3. Prepare two metal interment tags (Figure III-1). Etch the processing number on each tag and attach both tags to the human remains. One tag will later be attached to the burial shroud. Finally, initiate a case file for each human remains, labeling the file with the interment processing number and the name, rank, Social Security number (SSN), and branch of Service for each human remains. Include any documentation generated at the CP as part of the interment case file.

4. Search human remains for ID media (e.g., ID tags, ID card, billfold items with name, clothing nametags), or anything else that might help. Establish tentative ID based on one or more of the above ID media. Complete blocks 6 through 9 of DD Form 1079. Use “unidentified” if tentative ID cannot be established. Complete DD Form 1076, “Record of Personal Property/Personal Effects,” (see Appendix E, “Common Forms Used in Mortuary Affairs,” Figure E-7) time permitting. PE found on the human remains are placed in a plastic

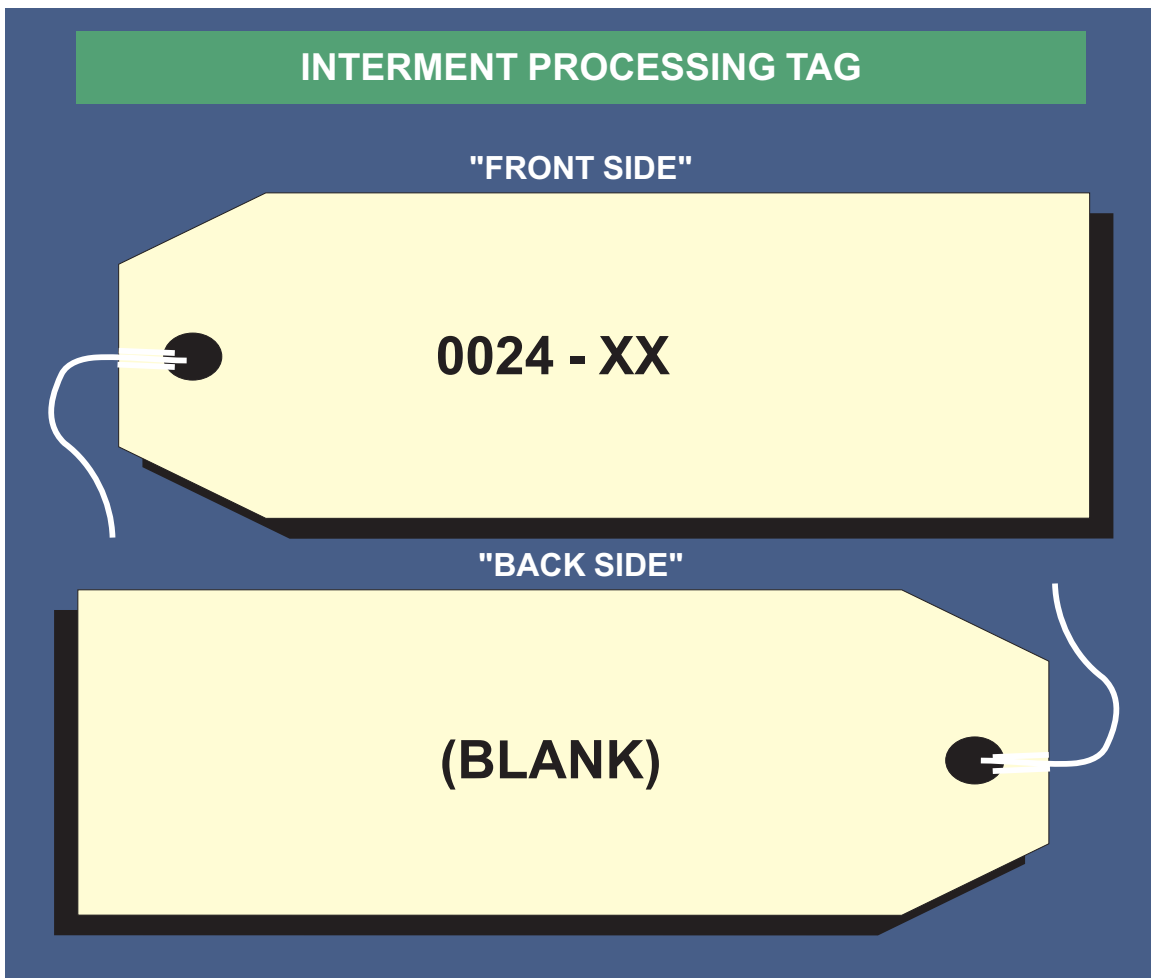


Figure III-1. Interment Processing Tag

bag and attached to the human remains for interment. Personnel should ensure that the bag is sealed securely. Do not remove ID tags or ID card from human remains.

5. Complete DD Form 894, “Record of Identification Processing Fingerprint Chart,” (see Appendix E, “Common Forms Used in Mortuary Affairs,” Figure E-4) by printing all available fingers. Ensure that the DD Form 894 is placed in the case folder.

6. Place the human remains in an HRP or wrap with shrouding material. Remove one metal tag from the human remains and attach it to the outside of the HRP or shroud.

7. The assignment of the actual row and space number to the human remains should not take place until the human remains is at the interment site. Then assign the next available interment site row and space number (e.g., Row 10, Space 6), on DD Form 1079, Blocks 11 a. and b. Adversary, multinational, and Armed Forces of the United States human remains should be interred in separate rows to aid in later disinterment operations.

8. Enter the row and space number on the top right hand corner of DD Form 894 and DD Form 1076. Place the human remains in the assigned row and space, in a head to foot relationship to other human remains. Place all completed forms in the case folder. Write the name and SSN of the human remains on the folder label, along with the processing number.

(c) Closing the Site

1. When all burials have been completed in each row, the row may be refilled. A bucket loader-type vehicle should be used for refill. Care should be taken not to drive over the rows, even after they have been refilled.

“The Vietnam War saw more improvements in the Army’s ability to care for its dead. Improved communications and transportation from the battlefield (particularly the use of helicopters) allowed for the speedy recovery of remains from the battlefield, often within minutes. Combat units themselves were responsible for initial, on-the-spot recovery in most instances. From that point, remains were brought to two fixed and well-equipped mortuaries in-country, located at Da Nang in the far north, and in Tan Son Nhut, just outside of Saigon. There positive identification was made. Ultimately, the remains of 96% of those that had fallen were recovered, as compared to a 78% recovery rate for both World War II and Korea. On average, only seven days elapsed from the time of death to receipt of remains by the next of kin.”

Dr. Steven E. Anders
Quartermaster Professional Bulletin - September 1988

2. Mark the beginning and end of each row with a metal stake. The stake should extend into the ground at least 2 feet, and 2 feet should be left above ground. Securely affix a metal tag to each stake indicating the row number. Use a global positioning system (GPS) device (if available) to

determine the location of each row, and record it on DD Form 1079, Block 2. All forms and records will be hand-carried by special courier to the JMAO.

(5) **Isolated Interments**

(a) When the tactical situation requires a unit to move out of an area in an expedient manner without evacuating human remains, the unit may request permission through command channels from the geographic combatant commander to conduct isolated interments. Isolated interments are individual shallow graves constructed to prevent leaving human remains unattended in open areas. Inter all PE and other ID media with the human remains. Do not remove the ID tags or the ID card from the human remains under any circumstances. Attempt to mark the interment site in a manner that is easily distinguishable for future recovery teams.

(b) The unit prepares and submits an incident report on the isolated interment to higher headquarters as soon as time permits. This report should then be forwarded through channels to the joint MA office. Timely and accurate documentation from the unit is vital in ensuring that all human remains are recovered and evacuated in a timely manner. At a minimum, the incident report should include the following: 10-digit grid coordinates (by GPS), the number of isolated graves, the tentative ID of each human remains, and how each isolated grave is marked.

(6) **Committal at Sea.** When death occurs aboard ship, or when human remains are recovered from the sea, the human remains should be preserved for burial on land. This is applicable whether the human remains are US, allied, coalition, or adversary. Committal at sea is permissible only when refrigerated storage facilities cannot be made available aboard ship, and transfer to shore cannot be accomplished within a reasonable time or is operationally inadvisable.

(a) Prior to committal, the ship's commanding officer ensures that the human remains are positively identified. Examine ID tags and then securely place them on the human remains. Remove PE from the human remains and examine them for ID value. Establish an ID case file, which consists of a statement of recognition from two individuals and a certificate of death signed by a medical officer. If assets are available, take fingerprints, dental x-rays, and a blood or tissue sample (for DNA) and place into the ID case file. Include any onboard medical and/or dental records in the ID case file.

(b) The ship's commanding officer appoints an officer to be in charge of the committal. The officer in charge (OIC) is responsible for accurately recording all facts, to include the exact latitude and longitude, on the committal in the ship's log and for ensuring that due respect and honors be paid to the deceased. Prepare the deceased for committal by covering or shrouding the human remains with a HRP or other suitable material. The human remains are then weighted to ensure rapid submersion. For the human remains of US military personnel, drape the human remains with the US flag, hold religious services, and conduct military honors as authorized according to applicable regulations. The flag is used to drape the human remains prior to interment, it is not interred with the human remains, nor is it committed to the sea. If the

human remain's identity is unknown, no US or other national flag shall drape the body. The human remains may be committed to the sea with the words, "We commit the human remains of this soul — known only unto God — into the deep."

(c) The OIC is responsible for ensuring that all PE belonging to the deceased are gathered, inventoried, packaged, sealed, and safeguarded until proper disposition is arranged. Depending on the MA program and the support structure that is in place, the PE are either shipped to the PE depot, to the TMEP, or if the PE have been properly screened, directly to the PERE. Upon committal at sea, the OIC sends the ID case file and a report containing the facts of the committal, to include the distribution of the PE, through higher headquarters to the JMAO.

(7) **Contaminated Human Remains Interment.** Human remains should be temporarily interred if they cannot be decontaminated to the prevailing standard as outlined in Chapter VIII, "Decontamination of Human Remains and Personal Effects," of this publication. If temporary interment is required, contaminated human remains will be processed in accordance with the following guidelines:

(a) Contaminated human remains will be interred a minimum of 100 yards from non-contaminated interment sites.

(b) Contaminated human remains will be interred in separate rows for each type of agent.

(c) Each site will be marked clearly with a stake at the corners of the interment site. A metallic tag will be attached to each stake, inscribed with the type of contaminant and interment date. Additionally, North Atlantic Treaty Organization (NATO) standard chemical, biological, radiological, or nuclear (CBRN) signage will be posted at each site for future contamination avoidance.

(d) Each HRP will be punctured to permit drainage.

(e) Continuous security will be posted at all contaminated temporary interment sites.

b. **Disinterment.** Following is guidance for the disinterment of human remains temporarily interred in an operational area.

(1) Responsibilities

(a) **Geographic Combatant Commander.** The geographic combatant commander is responsible to ensure that all temporary interments are disinterred and US human remains are returned to the US for disposition. This responsibility is carried out by the JMAO. In the event that the human remains of allied or coalition personnel are present at the interment site, it should be maintained if operationally feasible until custody of the site can be transferred to the appropriate government. The JMAO is responsible for monitoring, coordinating, and providing special guidance during disinterment operations.

(b) **MA Lead Service and Other Service Component Commanders.** It is the responsibility of the designated MA lead Service component commander to coordinate and supervise disinterment operations within the designated operational area. The MA lead Service normally provides specialized equipment, personnel, and other support as necessary to accomplish the mission. Each individual component commander's MA office coordinates with the JMAO and obtains records and reports of burials that will be necessary during the disinterment.

(2) **Trench Disinterment Procedures**

(a) Whenever personnel are conducting disinterment operations, they should wear N-95 (high efficiency particular air [HEPA]) respirators, gloves, aprons, and other types of protective clothing in accordance with component Services health and safety guidance.

(b) Once in the general area of the burial site, the GPS device, in conjunction with maps, may be used to determine the exact location of each row.

(c) A chaplain, if present, may offer a prayer or other appropriate religious support. If a chaplain is not available, the senior military person may lead those present in 60 seconds of silence, with bowed heads, as a memorial.

(d) The row may be opened from either end. Using a backhoe and digging with care, the operator may dig down approximately 1 1/2 feet. Multiple rows may be opened simultaneously depending on the availability of equipment. Dig the remaining depth with hand tools so as not to mutilate the human remains.

(e) Remove the dirt from all sides of the human remains carefully. Look for the metal tag that was pinned to the outside of the HRP or shroud.

(f) Match the number on the tag to the DD Form 1079 processing number recorded during interment operations.

(g) Complete the DD Form 1079 and prepare processing tag in the same manner as in interment operations. Attach this tag to the HRP or shroud.

(h) If the HRP or shroud is not intact, the soil in the immediate area should be sifted for skeletal anatomy and PE.

(i) Place human remains and HRP on a litter and remove them from the row or interment site.

(j) Human remains are processed at a MACP adjacent to the disinterment site.

(k) After all rows have been opened and human remains removed, refill all rows and return the area as closely as possible to the original condition. Report through command channels to the JMAO when all human remains have been disinterred from the interment site. Include the condition of

the restored land being vacated in this report. Once a site has been evacuated, the JMAO is responsible for turning the land back to the appropriate host government agency. If the human remains of deceased personnel from other nations are still buried at the site, maintain the site if operationally feasible or until custody of the site can be turned over to the appropriate government.

c. **Use of Non-Military MA Support.** The use of host-nation support (HNS) and theater support local national or third country national support should be limited to general labor, administration, transportation, and facility support. Only US military and/or citizen DOD or contracted civilians should be utilized to accomplish the processing of human remains and the inventory of PE. If an agreement cannot be negotiated, MA support is performed under current US military procedures.

5. Guidance on Interment and Disinterment of Non-US Military

a. **Handling US Dependent and/or US Civilian Fatalities.** MA support for military dependents or US civilians accompanying or employed by US forces is performed in a manner similar to that provided for US military personnel. The same records and reports are used.

b. **Interment of Multinational Forces.** For multinational operations, the US may or may not be the lead nation for the multinational force. Existing standardization agreements should be used whenever possible to facilitate common policies and procedures among participating nations. If agreements do not exist and the US is the lead nation, US policy and doctrine have primacy. If agreements do not exist and another nation is charged with lead nation responsibility, US policy would apply only to US forces and citizens, unless otherwise adopted by the multinational force. The geographic combatant commander should exercise situational judgment if required to blend MA throughout the multinational force. The following procedures are applicable where no other guidance is available.

(1) When possible, the same records and reports as for US military personnel are accomplished and maintained.

(2) When interment is required, separate interment sites should be established for the burial of multinational and adversary dead. Separate sections are provided for US, multinational, and adversary deceased when circumstances require interment in a US interment site.

(3) PE of multinational personnel are processed in accordance with standing agreements. In the absence of agreements, PE are processed in the same manner as in current MA procedures.

c. **Interment of Enemy Prisoners of War and Civilian Detainees.** Processing of human remains and PE of enemy POWs will be in accordance with the Geneva Convention Relative to the Treatment of POWs, and of civilian detainees will be done in accordance with the Geneva Convention Relative to the Protection of Civilian Persons in Time of War.

6. Mortuary Affairs Support Across the Range of Military Operations

Upon notification of a foreign humanitarian assistance (FHA) mission, the responsible combatant commander should task the J-4 to conduct a mission analysis and provide planning guidance for MA operations based on staff estimates of the mission requirements. During the analysis phase, the staff officer should contact the J-4 of the Joint Staff to determine if any cooperation agreements exist between the supported foreign government or multinational partners. During this phase, the logistic planners should coordinate with subordinate and supporting commands to determine their MA force structure and capabilities. Most Services have MA as an additional duty.

a. Once a COA has been selected, the joint staff plans directorate begins to focus on selecting information from the staff estimates to assist the combatant commander in preparing the commander's estimate. Upon completion of the commander's estimate, an operation plan (OPLAN) is developed and forwarded to the Chairman of the Joint Chiefs of Staff for final review and approval.

b. FHA missions will vary, each in its own unique way. Upon approval of the OPLAN, the combatant commander may assign a staff officer as the joint MA officer.

c. Upon deployment of the JTF, a JMAO may be assembled to support the J-4 and serve as the principal MA advisor to the command. The JMAO coordinates directly with the CJMAB on all issues relating to MA support. In FHA missions, the CJMAB must coordinate with the JMAO to develop plans to process local nationals. In most FHA missions, the supported country may lack the necessary infrastructure required to support the local population. Prior to implementing plans for providing MA support, the CJMAB should contact the command staff judge advocate for legal guidance concerning the JTF's obligations for providing mortuary support to the local population. The JTF's legal obligations concerning deceased and/or deceased and interred bodies found in the JTF's controlled areas derive from the commander's responsibility for health and public hygiene.

(1) For example, mass graves may be contaminating the ground water supply, or unburied bodies or bodies washed out of shallow graves may constitute a general health hazard. This may require interring or reintering the human remains in another location. If the local government will not or cannot perform the reinterment, the commander, following local religion and culture to the extent possible, should do so. The affected commander should request assistance from the JTF-MAO. Upon notification, the JTF-MAO coordinates for a burial site in theater and an MA team will deploy to assist in the reinterment operation. Upon completion of the reinterment, a report is forwarded to the JTF-MAO by the requesting commander. Sufficient information to identify burial sites and the names of persons buried there should be maintained and forwarded to the JTF-MAO. Upon termination of the operation, these records are turned over to the legal government representative.

(2) Deaths of persons under the care of the JTF, such as dislocated civilians seeking help at a site under JTF control, create other obligations such as medical certification and recording of death. Where there is an indigenous governmental infrastructure in place, death records should be registered with it. Where there is none, the JTF should maintain appropriate records for later transmittal to an

appropriate governmental office. The same rules apply to persons killed by JTF forces. In these contexts, “identification” is a relative term. It is adequate to attempt to identify such persons through papers in their possession or by witnesses in the immediate area of their death. If the NOK come forward requesting custody of the human remains, the body should be turned over to the NOK only after all legal requirements and processing of the human remains have been completed. Copies of all records pertaining to the deceased and a signed receipt showing transfer of custody of the human remains will be forwarded to the JTF-MAO.

(3) In general terms, legal obligations depend on whether the JTF is simply dealing with a dead body found in a JTF-controlled area or concerned with a death associated with JTF forces action. In either case, the handling of dead bodies should only be done by MA specialists trained and equipped to avoid contamination from infectious diseases.

d. The JTF-MAO should attempt to coordinate with the members of the Red Cross or Red Crescent for the return of deceased local nationals to local governmental control. Depending on the mission and the political climate of the operation, the JTF may receive limited assistance from the Red Cross or Red Crescent. If the JTF is viewed as an occupying force and hostile to the local populace, assistance from the Red Cross or Red Crescent can be limited.

e. In addition to planning for processing of local nationals, the JTF-MAO should develop Appendix 3, “Mortuary Affairs,” to Annex D, “Logistics,” to the OPLAN that provides for the overall concept of MA support to the theater. The JTF-MAO assigns tasks to subunits to provide MA support and provide assets as required to ensure that the MA mission is accomplished by ensuring that adequately trained personnel and other resources are available to perform the MA mission. This appendix should include procedures for search, recovery, and evacuation of all JTF deceased personnel. The overall objective is to completely recover, positively identify, and transport in a dignified and respectful manner to the final destination determined by the NOK the human remains of deceased US military personnel and others eligible by law or executive order. Multinational forces and other non-US dead will be processed in accordance with existing international agreements or guidance from the combatant commander. In cases of foreign nationals or relief organizations requesting MA support, the JTF-MAO coordinates with the Department of State representative in the affected area.

7. Assistance to/from Foreign Governments

a. There is a real possibility that a foreign government may request the assistance of the US military to respond to a MC/FI that occurs in a country where US military are stationed. This likelihood would increase if American fatalities were part of the disaster. Foreign disaster assistance is covered in DODD 5100.46, *Foreign Disaster Relief*. This directive contains the policy and assigns the responsibilities for employment of DOD resources in foreign disaster relief operations.

b. Foreign governments may provide support for US MA operations overseas. US forces may require HN transportation, medical facilities, mortuaries, security, S&R, or other types of services and equipment.



Mortuary Affairs Specialists evacuate human remains from the Central Identification Laboratory.

8. Mass Casualty/Fatality Incident Considerations

MA support may be necessary when politically sensitive deaths of one or more particular individuals attracts international concern or media attention. OCONUS geographic combatant commanders are responsible for the proper execution of MA when such events occur within their AOR. This includes coordinating the supervision and execution of matters pertaining to the search for, recovery, and evacuation of human remains to a military mortuary, either within their AOR or in the US, and for the collection and processing of the PE of the dead. This also includes coordination with the HN, the Department of State, and the country team.

a. Coordination with the AFME is mandatory in all peacetime MC/FIs, no matter where the incident occurs.

b. In determining the evacuation of human remains from a peacetime MC/FI event overseas, consideration should be given to transporting the human remains from the place of incident to a US mortuary for ID and preparation. In coordination with the applicable Services and the AFME, the combatant commander in whose AOR the incident occurred is the final authority for this decision.

c. The geographic combatant commander in whose AOR the loss of personnel occurs is responsible for executing the recovery phase of the operation, regardless of the Service of the deceased. To the

extent possible, the combatant commander in whose AOR the death occurred notifies the commander of the deceased concerning all evacuation actions.

d. The geographic combatant commander of the area where the military mortuary is located is responsible for executing the ID processing and preparation phase of the MC/FI operation, regardless of the Service of the deceased.

e. The Department of State or other federal agencies may request DOD assistance in MC/FIs that do not involve military personnel. Coordination among the combatant commands, the Chairman of the Joint Chiefs of Staff, and federal agency representatives will be made to determine appropriate jurisdiction. If tasked to provide support, Services and combatant commands implement the guidance and procedures set forth in this publication for mission execution. The requesting agency provides appropriate funding for military support.

f. Based on the situation, the Secretary of the Army may direct the activation of the CJMAB. Unless specified otherwise, the CJMAB operates in accordance with procedures discussed in Chapter I, “The Mortuary Affairs Program.”

g. Requests for special transportation for MC/FIs are coordinated with USTRANSCOM.

h. Formal coordination must be made with the Joint Public Affairs Office. This ensures that appropriate public affairs guidance is followed regarding the situation and the media is provided accurate and up-to-date information.

Intentionally Blank

CHAPTER IV

PLANNING AND OPERATIONAL CONSIDERATIONS

“Logistic considerations belong not only in the highest echelons of military planning during the process of preparation for war and for specific wartime operations, but may well become the controlling element with relation to timing and successful operation.”

Vice Admiral Oscar C. Badger, USN
Address to the Naval War College, 1954

1. Introduction

During any military operation, MA must be planned in detail and included in plans, orders, and standard operating procedures (SOPs). The plans and orders should cover procedures for employing, shifting, and resourcing MA personnel and equipment throughout the operational area.

2. Planning Guidance

a. **Geographic combatant commanders** are responsible for ensuring the development of policies for the overall supervision of all MA matters. These policies should be included in the OPLANs for each command and should include the following.

(1) Provide broad guidance to respective Service or functional component commanders on MA matters. In addition, the plan should address the interface and coordination required between the manpower and personnel directorate of a joint staff (J-1), J-4, and the AFME in terms of handling, tracking, accounting for and processing human remains and their PE.

(2) Designate a lead Service responsible for the implementation of the MA support plan. Circumstances warranting the redesignation of the lead Service from one Service to another should be included.

(3) Establish procedures for operating a JMAO and subarea offices as necessary.

(4) Provide procedural guidance concerning the transfer of the human remains of adversary, US and allied/coalition military, contractor, friendly civilian and their accompanying PE to the custody of appropriate governments.

b. **Subordinate commanders** are responsible for ensuring that the MA support guidance from higher headquarters is implemented in their overall operational concept. Planning at the subordinate command levels is more detailed and should facilitate the following.

(1) Designate units and staff agencies responsible for the implementation of the MA support plan.

(2) Assign responsibility, authority, and working relationships for each activity designated by the support plan.

(3) Provide specifics on how the MA support plan is to be carried out.

(4) Provide specifics on logistic support required.

(5) Provide methods to monitor the flow of and account for the human remains into and out of all MA facilities on a daily basis.

3. Planning Considerations

MA support must be responsive and able to provide support across the full range of military operations. Prior coordination with USTRANSCOM Global Transportation Network should be made to arrange for evacuation of human remains. Units capable of providing MA support should be scheduled on the time-phased force and deployment list to arrive at the beginning of any operation. Active component MA units should be able to sustain operations until reserve units can arrive. The lack of MA support during the initial stages of the operation could adversely affect ID, viewability of human remains, troop morale, the expeditious return of human remains to their families, and the personnel replacement system.

a. The MA support plan should be developed during the contingency planning process. The appendix should be developed using the guidelines found in Appendix A, “Sample Format for Mortuary Affairs Appendix to an Operation Plan,” in this publication. The MA support plans are based on and designed to support the operational requirements of the command. Therefore, MA support plans may differ in scope, detail, objectives, and available resources between commands. However, the purpose for all MA support plans should be to provide the required support.

b. Commanders and MA support planners at all levels should consider the following when they develop support plans.

(1) During the contingency planning process, these are areas that must be reviewed or established.

(a) NATO standardization agreements (STANAGs).

(b) Quadripartite standardization agreements (QSTAGs).

(c) Multinational forces agreements (mortuary).

(d) International Committee of the Red Cross or Red Crescent.

(e) HNS requirements (mortuary).

- (f) Acquisition and cross-servicing agreements.
- (g) Religious practices associated with the faith of the deceased.

(2) The number of personnel and the size and location of the operational area will have a large impact on the type of support that will be allocated.

(3) Number of expected fatalities. The J-1 will develop the casualty estimate. The MA support plan should take into account this estimate during the planning process. The exact number of fatalities that US military forces will suffer in military operations can never be accurately predicted; therefore, MA support plans should be capable of adjustment to meet unanticipated situations. Plans should be reviewed and amended as new facts become available, resources change, and other variables become apparent. MA support plans should be kept simple, be achievable, and provide timely and useful information to those involved.

(4) In any theater, the level of infrastructure development (e.g., port mortuary location, intratheater lines of communications, airfields, and other facilities) will affect logistic operations. Resources not available must be brought into the theater using strategic lift resources.

(5) When an MA support plan for the AOR must be created, MA support requirements must be tailored to operational requirements. In some cases, the operation may not require an entire MA company and only modular/scalable units need to be employed. This concept allows for the deployment of multifunctional teams to perform several MA functions simultaneously (e.g., CP and TMEP operations) during small scale operations. Some operations are politically sensitive and the number of troops allocated may require special consideration.

(6) Modularity of required MA support activities will be needed in all operations. The challenge of deploying MA assets in support of multisized units and operations from CONUS to anywhere in the world can be met through force modularity.

c. When OPLANs are being created, the concept of operations, unit structure and capabilities, unit locations/relocations, and the number of troops being supported must be considered. Unit responsibilities must be specified for the search, recovery, and evacuation of human remains to MACPs and/or the TMEP. This part of the support plan is the most crucial and must be meticulously considered in detail. It is based on the high value used as a planning factor for determining numbers of projected fatalities during the initial stages of a conflict. The high number of projected fatalities and lack of MA assets will lead to catastrophic problems if the base plan does not address how these problems will be handled until MA support arrives.

d. Special considerations for OPLAN development are:

(1) Setting procedures for handling deceased local nationals. Consult the command SJA or command legal advisor, and civil affairs on matters pertaining to deceased local nationals (for example, PE and responsibility for disposition). Deaths of persons in US care, such as dislocated civilians seeking help at sites under US control, create other obligations such as the medical certification and recording of

deaths. When the HN has the capability, death records should be registered with the host government. If not, US forces should maintain records for later transmittal to host government officials.

(2) Developing procedures for MA activities when conducting MADCP operations.

(3) Documenting procedures for the transfer of human remains of local nationals to local national control.

(4) Ensuring DOD and combatant command procedures for reporting alleged violations of the laws of armed conflict are coordinated with the SJA and in place for use by MA personnel.

e. Other Planning Considerations.

(1) C2 of the MA operation (reporting officials, chain of command, communications equipment, and administrative requirements).

(2) Number and location of MACPs, TMEPs, and PE depots required.

(3) Location of major road networks, alternate routes, rail lines, airports, and seaports.

(4) Time to get MA fully operational.

(5) Time required to call-up MA forces of the Reserve Components.

(6) The use of MA contractor support (only US will process US human remains).

(7) Coordinating intratheater transportation requirements.

(8) Capability of USTRANSCOM to provide assets for evacuating human remains to the US.

(9) Coordination with mortuaries in and out of the AOR.

(10) Any alliances or agreements with HN and/or multinational forces.

(11) Climatic conditions.

(12) Environment, safety, and sanitation.

(13) Requirement for MA decontamination procedures, personnel, equipment, and facilities in the event of a CBRN attack.

(14) HN facilities. What capabilities can the HN provide?

(15) Need for a rear area threat evaluation plan.

(16) Security for personnel, equipment, sites, facilities, and convoys.

(17) Interface with public affairs, chaplain, legal, medical, and logistic POCs.

(18) Interface with NGOs, intergovernmental organizations, embassy officials, and other USG personnel.

4. Mortuary Affairs Assets and Capabilities

Each Service is responsible for MA support for its own personnel. However, geographic combatant commanders may designate a Service component to provide a lead Service for the theater MA support program. The Army has the preponderance of MA assets so the Army component commander is usually designated as geographic combatant commander's lead agent.

a. **Army.** Presently, the Army has four MA companies (two in the Active Component and two in the Reserve Component). The MA companies can provide MA support for all Services.

(1) The collection companies set up and operate MACPs. The MACPs can receive, process, and coordinate evacuation of deceased US military and certain US civilian personnel and their accompanying PE. Their duties are to:

(a) Set up and operate CPs with refrigeration capability.

(b) Be prepared to set up and operate a TMEP until arrival of the quartermaster (QM) MA company echelons above corps.

(c) Conduct MADCP operations with equipment sets provided to the units.

Note: The MADCP and TMEP operations will reduce the mission capabilities of the units assigned the missions.

(d) Conduct limited S&R missions, if required.

(e) Conduct temporary interments and disinterments when directed by the geographic combatant commander.

Note: This mission is also non-resourced by the table of organization and equipment and reduces the capabilities of this unit to perform its primary mission.

(f) Maintain essential records and reports.

(g) Respond to peacetime MC/FIs as requested and authorized.

(2) Capabilities. Three QM collection companies (two active and one reserve) are comprised of six platoons (five forward collection and a main collection) with approximately 203 personnel. Each

forward collection platoon is organized into four collection sections each, with six personnel per section. Each section can receive, process, and coordinate evacuation of 20 human remains and associated PE a day. The company, as a whole, can process 400 human remains a day.

(3) The duties of the MA company are to:

(a) Establish and operate two TMEPs to receive, process and coordinate evacuation of deceased US military and certain US civilian personnel to CONUS/OCONUS military mortuaries.

(b) Establish and operate five MACPs to receive, process, and coordinate evacuation of deceased US military and certain US civilian personnel and their accompanying PE.

(c) When augmented with additional specialized personnel, the company can operate one in theater mortuary. Although not limited to US personnel, others are processed as required.

(d) Set up and operate temporary interment sites (with express permission of the geographic combatant commander). The interment sites will receive, process, and inter deceased US military, certain US civilian, multinational, local national (if disposition cannot be made), and adversary personnel, with associated PE.

(e) Set up and operate a PE depot to store, safeguard, and coordinate shipment of the PE of human remains processed in theater.

(f) When supplied with the necessary equipment to operate a MADCP, the company is capable of decontamination operations.

Note: This is a non-resourced mission which will degrade the unit's primary capabilities.

(4) Capabilities. The MA company (echelon above corps) is organized into a company headquarters, a PE depot platoon, two evacuation platoons, and one collection platoon with five collection sections. When under the concurrent return program, each platoon can operate a TMEP that can process and evacuate up to 250 human remains per day for a combined total of 500 human remains.

(a) When augmented with DOD civilian embalmers, the capability exists to set up and operate one in theater mortuary. This team is staffed with embalmers and all the necessary equipment. When fully operational, the in theater mortuary can receive, identify, embalm, and ship 50 human remains per day. However, if the mortuary option is used, the processing and evacuation mission of the TMEP is reduced or eliminated.

(b) When under the Graves Registration (Temporary Interment) Program, the company has the ability to set up two temporary interment sites. Engineer equipment must augment the platoons



Army Honor Guard Escorting Casket on Caisson — Arlington National Cemetery

to facilitate interment operations. Each platoon has the ability to process and inter 250 human remains per day, totaling 500 human remains per day.

(c) In addition, the company operates a PE depot. This depot may be operated either in theater or in CONUS. Under most situations, it is recommended that a CONUS-based operation be established.

For additional information, refer to Army Field Manual (FM) 10-64, Mortuary Affairs Operations.

b. **Marine Corps.** United States Marine Corps capabilities are limited to support to the Marine air-ground task force and not intended to be used for theater-level support. The Marine Corps has one platoon with MA responsibilities within the reserve Marine logistics group. The platoon conducts tactical S&R operations in hostile, benign, and/or contaminated environments; recovers PE and records personal information; and conducts temporary interment/disinterment of human remains. The platoon is prepared to establish and operate CPs, and coordinate the transfer of human remains and PE of deceased Service members.

For additional information, refer to Marine Corps Warfighting Publication, 4-11.8, Services in an Expeditionary Environment.

c. **Air Force.** The Air Force does not have a dedicated MA unit. Each Air Force major command commander directs and controls the MA program within the command and designates a supervisor for MA from the major command services staff. At the tactical level, each installation commander appoints, by letter, a mortuary officer. With the exception of Dover AFB, the mortuary officer is the installation's

services commander, director, or deputy. At Dover AFB, the port mortuary director is concurrently the mortuary officer. The installation services commander also designates S&R team members who function under the supervision of the mortuary officer as part of the base disaster response force.

For additional information, refer to Air Force Instruction 34-242, Mortuary Affairs Program.

d. **Navy.** The Navy does not have dedicated MA units. At sea, fatalities are handled by the ship's medical department. On land, fatalities are handled by the base hospital staff. The Navy does have the Armed Force's only military morticians which are stationed throughout the world to support naval operations.

e. **Coast Guard.** The Coast Guard does not have an MA force structure capability to provide support to Coast Guard units overseas during joint operations and would rely upon the geographic combatant commander to provide support. The Coast Guard maintains the capability to accomplish burials at sea. During peacetime, the Coast Guard provides or arranges MA support for Coast Guard deceased personnel worldwide through other services or civilian providers.

5. Environmental, Safety, and Occupational Health Considerations

While complete protection of personnel, equipment, facilities, and the environment during military operations may not always be possible, planning should carefully address environmental, safety, and occupational health considerations during joint operations. Handling human remains in various stages of decomposition can result in medical hazards. Infectious organisms may be associated with human remains and the areas where human remains are held or processed. The necessary handling of human remains during receiving, processing, and evacuation operations may cause these organisms to spread. Therefore, each MA activity must ensure that strict personal health, hygiene, and sanitation procedures are constantly followed.

a. **Environmental Considerations.** Combatant commanders are responsible for protecting the environment in which US military forces operate to the greatest extent possible consistent with operational requirements. They should ensure that environmental considerations are an integral part of the planning and decision-making processes.

(1) A joint environmental management board may be established by the combatant commander or subordinate JFC for a joint operation in order to integrate the environmental protection efforts of all participating components under a single authority and to ensure unity of effort for environmental protection activities.

(2) In general, environmental requirements can be divided into overseas requirements and requirements applicable in the United States, its territories, and possessions. For example, all joint operations within the United States and its territories and possessions will be conducted in compliance with applicable federal, state, or local environmental laws and regulations. All joint operations overseas will be conducted in accordance with applicable treaties, conventions, international agreements (to include basing agreements), final governing standards, or DOD 4715.5-G, *Overseas*

Environmental Baseline Guidance Document; combatant command directives; Annex L, Environmental Considerations of the OPLAN; and other environmental requirements that apply to the operation.

b. Occupational Health Considerations

(1) The successful implementation of personal health and sanitation procedures will prevent the MA facility from becoming a health and morale problem to MA personnel and other units in the nearby vicinity by preventing the following.

(a) The spread of diseases from human remains to personnel working in or located at an MA facility.

(b) The contracting of diseases from the MA facility's environment (e.g., walls and floors, protective clothing, equipment, and supplies that are used to handle or process human remains) by individuals who work in or visit an MA facility.

(c) The spread of disease from individuals who have contracted or are carriers of diseases to other susceptible individuals with whom the infected individuals come in contact.

(2) First responders, including MA personnel, may tend to deny their feelings and not deal with their own psychological trauma, especially during the actual crisis. Critical debriefing and interventional counseling is required.

c. Safety Considerations

(1) To reduce the chance of becoming infected, personnel conducting MA functions should adhere to universal precautions when dealing with human remains.

(a) In accordance with biohazard material disposal procedures as required by the US Code of Federal Regulations for Environmental Compliance, established government-to-government agreements, or combatant commander interim operational policy for environmental compliance, always wear disposable surgical or rubber gloves when handling human remains. Rinse gloved hands in appropriate disinfectant during preparation of human remains. Appropriately dispose of the gloves after the preparation of each human remains, especially when the human remains are known to have an infectious disease.

(b) Always wear an outer protective garment, preferably one that prevents the penetration of liquids (e.g., a rubber or plastic wrap-around apron or gown).

(c) Wear eye protection such as an oral-nasal-optical transparent face shield to prevent splash contamination of the eyes.

(d) Wear a protective oral-nasal mask designed to prevent inhalation of infectious or hazardous particles.

(e) Wear protective head and shoe coverings, especially in handling known infectious disease cases.

(f) Scrub hands and forearms with a suitable medicated soap or disinfectant after handling each human remains.

(g) Shower, cleansing the entire body surface and shampooing the hair at the end of each work shift.

(h) In accordance with biohazard material disposal procedures as required by the US Code of Federal Regulations for Environmental Compliance, established government-to-government agreements, or combatant commander interim operational policy for environmental compliance, incinerate all disposable protective clothing, bandages, dressings, sheets, towels, and other items coming into direct contact with the human remains or body fluids.

(i) Take necessary steps to ventilate the air in the entire facility, especially when working in an enclosed facility.

(j) Clean and disinfect all supplies, equipment, and facility surfaces that come in contact with the human remains or body fluids.

(2) In addition to health and sanitation measures, MA personnel should take the following medical precautions.

(a) Comply with occupational health assessments and preventive health measures as directed by competent medical authority and Service-specific requirements.

(b) Contact appropriate medical authority when preventive measures for handling suspected infectious human remains are uncertain. Report all suspected bloodborne pathogen exposures immediately to supervisor and medical authorities.

(3) MA personnel should also adhere to applicable local, state, Federal, and international regulatory requirements and guidelines.

6. Communications and Interoperability

a. An effective communications system is vital to planning and conducting successful MA programs. The MA unit should be able to communicate directly with the casualty reporting personnel, and the communications system should be compatible with other Service and multinational systems. In established alliances, specialized agencies and procedures exist to address MA. In other multinational operations, MA arrangements should be established.

b. During multinational military operations, difficulties could be encountered in establishing an MA system. Existing standardization agreements should be used whenever possible. Differences in doctrine and training, equipment, culture, and language must be resolved and teamwork and trust developed.

7. Public Affairs

The public release of information on casualties during peacetime should be in accordance with the individual Service's policies and procedures. In the event of war, the public release of information should be in accordance with DOD policies and procedures or local ME/Cs if they have jurisdiction in CONUS operations. These policies and procedures should preclude the public release of casualty information until the NOK have been notified. Therefore, in cases where there is or may be news media or public interest, the Service's procedures should ensure that the appropriate public affairs officer is advised when the NOK have been notified. The photographing of human remains is prohibited unless specifically authorized for official use. Photographs which identify individual human remains (e.g., photographs of case files and grave markers) are not authorized for public affairs use. Official photographs taken by MA personnel or by the AFME are authorized. (Note: Official photographs are part of the deceased official case file and will not be released except by the AFME.) All requests for information on the deceased should be referred to the appropriate JMAO or the ME/C.

8. Training

a. The geographic combatant commander has the authority and responsibility to conduct sufficient joint training for MA within the command to ensure effective conduct of joint operations. Subordinate JFCs ensure that assigned forces have been sufficiently trained in MA to prepare them for effective employment. A JFC who is also a Service component commander retains the responsibilities for Service training. The procedures for MA should be evaluated in CJCS- and combatant command-sponsored exercises.

b. The MAC is a subordinate element of the Army Quartermaster Center and School. It serves as a center of excellence and as the DOD training and doctrine integrating center for all Services, providing resident training to Armed Forces officers and enlisted personnel and civilian personnel.

Intentionally Blank

CHAPTER V

PROCEDURES FOR THE SEARCH AND RECOVERY OF HUMAN REMAINS

"I will never leave a fallen comrade."

From US Army Soldiers Creed

1. Introduction

The search for and recovery of human remains is the first step in the care and handling of deceased personnel. It is the systematic process of searching for human remains and PE, plotting and recording their location, and moving them to an MA facility. These actions are conducted by unit level organizations as well as MA personnel. In situations when a unit is unable to recover its own human remains, the unit coordinates with the appropriate higher headquarters to request S&R support from a supporting MA activity.

2. Overview

a. The AFMES may under certain circumstances conduct medicolegal investigations to determine the cause and manner of death of each deceased Service member. Performing a S&R mission requires the preservation of forensic evidence to support the requirements of the AFMES. MA has updated doctrine and tactics, techniques and procedures to support this new requirement. Policies, medicolegal procedures, and reports required for mortuary services must be uniform among the Services. To that end, the Army develops coordinated doctrine, procedures, and training materials for tasks common to all Services. Each Service invests considerable time, effort, and resources in developing and maintaining its own S&R capability. Each Service also has the latitude to use existing training expertise, operational capability, procedural knowledge, or accepted medicolegal technique to continue to develop and use its S&R procedures. The procedures contained in this chapter applies primarily to ground forces and the procedures the Army uses for its operations when backup GS is requested.

b. To ensure successful mission accomplishment, the OIC or noncommissioned officer in charge (NCOIC) of the unit tasked to conduct the S&R must gather all information available and preserve all forensic data for the mission. The safety of the S&R team members is of the utmost importance to ensure a successful mission. When the mission requires the recovery of human remains from or near downed combat aircraft, vehicles, and other military equipment, it is vital to coordinate with the on-scene commander and other individuals who are familiar with the particular item(s) (i.e., explosive ordnance disposal [EOD] and CBRN personnel, pilots, and crews [life support technicians]). This will help to determine if any potentially hazardous conditions exist.

c. The success of a S&R mission depends on a well-organized search pattern that fits the particular situation. Additionally, strict discipline during the search must be maintained. This means that all team members must perform their duties and follow the established plan unless the tactical situation dictates otherwise.

(1) **Planning.** Once a unit is tasked to conduct a S&R operation, it is essential that the planning phase begin immediately. The designated team leader should gather as much information, utilizing all available sources to determine:

- (a) Number of human remains to be recovered.
- (b) Location of recovery site.
- (c) Number of recovery team personnel.
- (d) Personnel with specialized skills.
- (e) Amount of MA supplies.
- (f) Transportation assets.
- (g) Route to the recovery site.
- (h) Type of terrain to be encountered en route and at recovery site.
- (i) Special equipment required.
- (j) Adversary situation.
- (k) Hazards and risks that may be encountered.
- (l) Communication requirements.
- (m) Location of nearest MA facility.
- (n) Weather considerations.
- (o) Security of the search area.
- (p) Establishment of a base camp may be necessary when there will be a lengthy S&R and the location is distant from the nearest installation.

(2) **Preparation for Movement.** Upon completion of the planning phase, the team leader should assemble the S&R team members, brief them on information gathered, and prepare personnel and equipment for movement.

- (a) Perform map or aerial reconnaissance of the search area before the mission.
- (b) Determine start point.

- (c) Determine dismount point.
 - (d) Determine distance and direction from dismount point to recovery site.
 - (e) Service vehicles.
 - (f) Conduct pre-combat checks.
 - (g) Assign individual duties at recovery site.
 - (h) Prepare load plans.
 - (i) Load equipment and supplies.
 - (j) Move to dismount point.
- (3) Team members are responsible to:
- (a) Check for booby traps before moving human remains.
 - (b) Understand mission requirements.
 - (c) Question local inhabitants.
 - (d) Search only during daylight hours.
 - (e) Always search with other team members.
 - (f) Search places such as ditches, riverbanks, bushes, foxholes, trees, damaged structures, and disabled vehicles.
 - (g) Tag each human remains and portion with a S&R number tag.
 - (h) Make a sketch or photograph of the recovery site.
 - (i) Double-check azimuths and distances. Use a GPS device, if available.
 - (j) Complete the required reports for each human remains.
 - (k) Search area around human remains for PE.
 - (l) Inventory PE.
 - (m) Keep PE secured to the human remains.

- (n) Keep human remains shrouded except when they are being checked for ID.
- (o) Evacuate human remains feet-first.

(4) When searching for human remains, follow a systematic method. This allows for team members to thoroughly cover a large area. Ensure each team consists of a team leader, two flankers, and enough people to adequately cover the search area. Equip the team with a GPS, compasses, sketch maps, and possibly a machete or hand ax, if required to clear ground brush.

3. Search Operations

a. Once the S&R team has arrived at the designated dismount point, the team leader should conduct a head count, conceal and secure the vehicle(s). Additional personnel may be required to stay at the dismount point for security and/or to relay communications. The team should move in a single file, with the team leader and communications operator in the center of the formation. Once the team leader has determined that the team is within approximately 100 meters of the given recovery site location, the team will assemble into either an open search formation (double-arm interval), used for open or sparsely vegetated areas, or a closed formation (single-arm or close interval), used for densely vegetated areas or difficult terrain with limited visibility. The team should then use the “straight-line box” search method (see Figure V-1), that is; the team leader will position his/her self in the rear-center of the formation. The S&R team will move in the direction of the recovery site in a slow and steady pattern, searching side-to-side for items pertaining to the operation. The team leader should ensure that the team maintains proper intervals, moves in the direction of the recovery site, and always stays online.

b. When a team member observes an item that may be relevant to the search, he/she will use a predetermined verbal or hand-and-arm signal to alert the team to halt. The team leader will examine the item(s) and determine its relevance. If the item is deemed to be human remains, portion of human remains, or a disassociated PE, the team leader will mark the item with a predetermined color pin flag or other suitable marking method. The team leader will mark the pin flag using a grease pencil with the proper sequential “R” number for human remains, “E” number for disassociated PE, or “P” number for a portion of human remains. The team leader will then annotate the number assigned to the item and a description in a field notebook.

Note: An “R” number will be assigned to any item found that constitutes more than 50 percent of a human body. The team leader will make this determination. If there are no items representing more than 50 percent, each portion will receive a sequential “P” number.

c. This search and marking method will continue until the team has reached a point at least 100 meters past the last marked item. The team leader will then halt the team and direct the left or right flanker to perform an about-face, depending on which direction the search will proceed. The remaining team members will pivot around the flanker, remaining online until the team is facing in the opposite direction. The team leader will move to the rear-center of the formation and direct the movement of the team. This search pattern will continue until there is at least a 100-meter buffer in each direction around the defined recovery area.

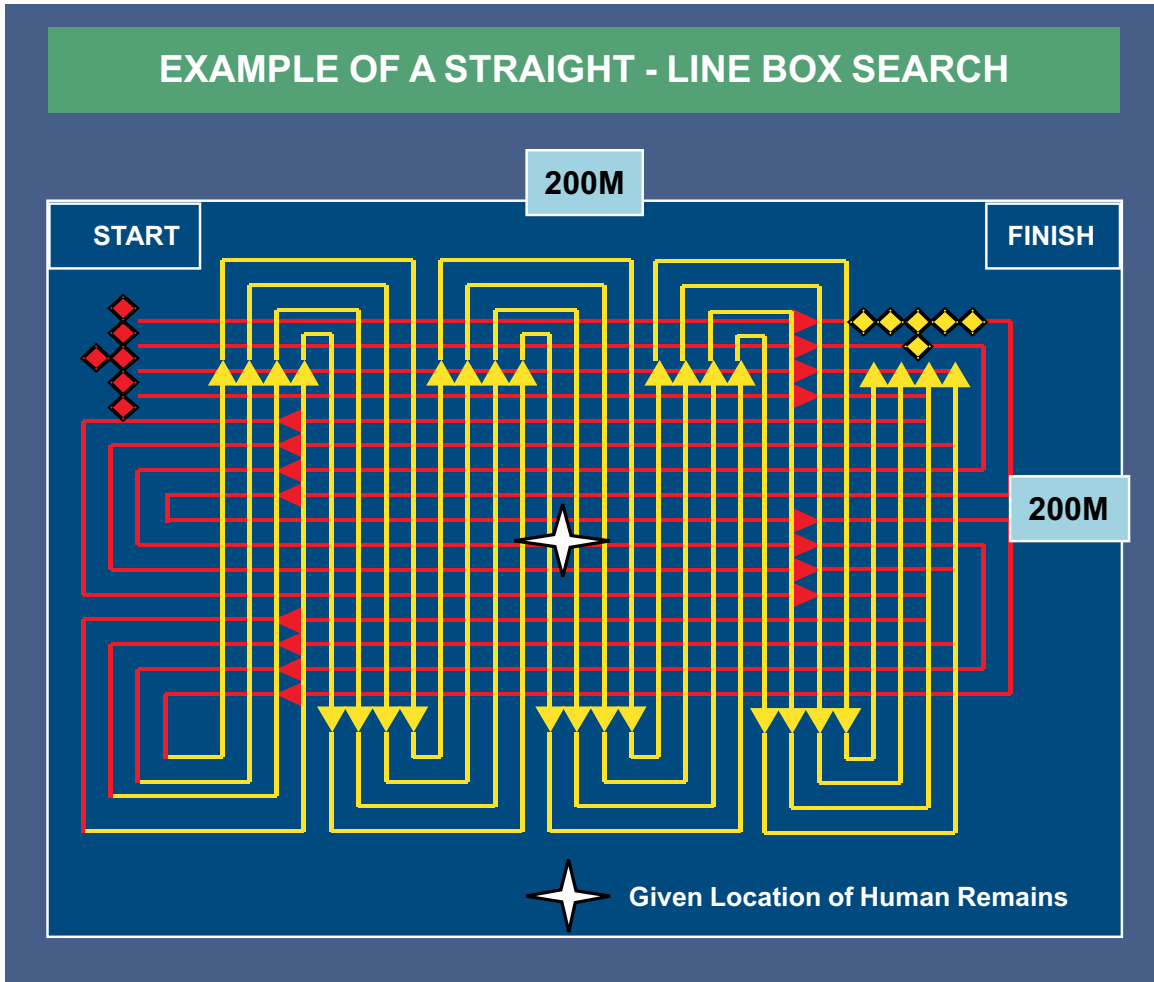


Figure V-1. Example of a Straight-Line Box Search

d. Team members search until they find human remains or until the team leader determines there are no human remains in the area. Team members must be aware of areas where human remains may be located. Team members should also search unusual ground disturbances that may be due to emergency interments, collapsed bunkers, or fighting positions. Unusual odors, congregation of insects, scavenger birds, or animals should be investigated as they might lead to hidden human remains.

4. Recovery Operations

a. Once the entire area has been searched and all relevant items marked, the team will begin the documentation and recovery process. During combat, human remains and disassociated personal effects should be considered booby-trapped. Thus, proper precautions should be taken prior to handling any human remains, portions, or PE. Small portions and disassociated PE can be checked for possible booby traps by close examination prior to handling. Human remains represent a higher probability of being booby-trapped, so visual inspection may not always locate the presence of these devices.

b. To check human remains for booby traps, the recommended method is to use one team member, who will attach a rope or strong cord to the side of the human remains opposite from the direction that he/she will pull the rope. With the remaining team members at a safe distance and behind cover, the designated personnel will pull the rope until the human remains is rolled-over and moved slightly away from its original position. All team members will stay behind cover for at least one minute, after which the human remains can be assumed safe to handle.

c. If an explosive device discharges and causes fragmentation of the human remains and/or disassociation of PE, these items should be placed in an HRP with the human remains, as all pre-existing disassociated evidence would have already been marked. Thus, it can be assumed that these items were associated to the human remains prior to the explosion. All personnel handling human remains, portions, or disassociated PE should wear the proper protective equipment (e.g., protective gloves and a face mask at a minimum). Predesignated team members should complete the following tasks:

(1) Recording personal effects.

(a) Personnel designated to document and safeguard PE should be the first personnel to come into contact with the human remains after booby trap checks are complete. These personnel must thoroughly check the entire human remains for PE, including the hands, neck, pockets, boots, and load carrying equipment. (**Note:** Never cut pockets or remove the ID from around the neck, if found.)

(b) Annotate these items on a DD Form 1076, "Record of Personal Property/Personal Effects." (**Note:** No clothing or military-issued items are annotated on this form. Only PE found on the human remains or in the human remains clothing or equipment are annotated on this form. See Appendix E, "Common Forms Used in Mortuary Affairs," Figure E-7.)

(c) Provide ID to team members completing other documentation.

(d) Place PE in a plastic slide closure bag, then place in a PE bag.

(e) Attach the PE bag to the left wrist of the human remains, if possible. If not, securely attach PE bag(s) to another location on the human remains.

(f) Sign the DD Form 1076. This becomes the chain of custody document for the PE.

(g) Place the DD Form 1076 in a slide closure plastic bag with the PE.

(2) Recording ID media.

(a) Personnel designated to locate and record items of official ID media should thoroughly check all areas of the human remains clothing and equipment. (**Note:** Do not cut pockets or clothing.) Any items or markings such as uniform nametape, laundry marks, helmet

band marks, uniform and equipment sizes, serial numbers and markings on items of unit-issued equipment, Armed Forces ID Card, ID tags, rank insignia, and uniform patches should be annotated on DD Form 567, "Record of Search and Recovery." (**Note:** No items of PE are annotated on this form.)

(b) All equipment (except weapons) is transported with human remains.

(c) Unload all weapons and remove explosive ordnance from human remains. Return these items to the unit armorer.

(3) Obtaining statements of recognition.

(a) When there are S&R team members or other personnel in the recovery area that can visually identify the human remains, a designated team member should complete a DD Form 565, "Statement of Recognition of Deceased." (See Appendix E, "Common Forms Used in Mortuary Affairs," Figure E-1.)

(b) The S&R team member completing the form will annotate as much information as possible using information provided by the acquaintance out of sight of the human remains. Once these blocks are completed, the team member will escort the acquaintance to the human remains and determine if the human remains can be visually recognized. Any discrepancies found during the viewing with the descriptions provided prior will be annotated in the "remarks" block of the form. (**Note:** Human remains will not be washed or have clothing removed to aid the recognition process.)

(c) Complete all remaining blocks and have the acquaintance sign in the appropriate block.

(d) The team member completing the form will sign in the "witness" block.

(4) Questioning local inhabitants.

(a) When local civilians are encountered during the search or during recovery operations that may have information pertaining to the loss, a designated team member should attempt to complete a DD Form 1074, "Questionnaire of Local Inhabitants." (See Appendix E, "Common Forms Used in Mortuary Affairs," Figure E-5.)

(b) A linguist or civil affairs personnel may be needed to accomplish this task.

(c) Attempt to gain information on other unrecovered human remains in the area.

(d) Forward this report to the JMAO with other documents, even when no human remains are found.

(5) Completing tags for human remains, portions, and disassociated PE.

(a) A designated team member should prepare two S&R tags for each human remains, and one tag for each portion and disassociated PE.

(b) The S&R tags for human remains (see Figure V-2) should have the S&R number on one side that consists of the mission number, the branch of service of the recovering unit, the unit designation, and the number assigned to the human remains. Example: 001/AR311thQM/2of3 would be the S&R number for the first S&R mission for the Army's 311th QM Company. This human remains would be the second of three human remains recovered on this mission, or "R-2."

(c) The reverse side of the S&R tag is left blank, except for human remains recovered from aircraft crashes or vehicles. For human remains from aircraft crashes, the reverse side of the tag would be marked "ACM," for advanced composite materials (see Figure V-3). This marking will alert receiving MA personnel that the human remains may contain hazardous residue and special handling precautions may be warranted.

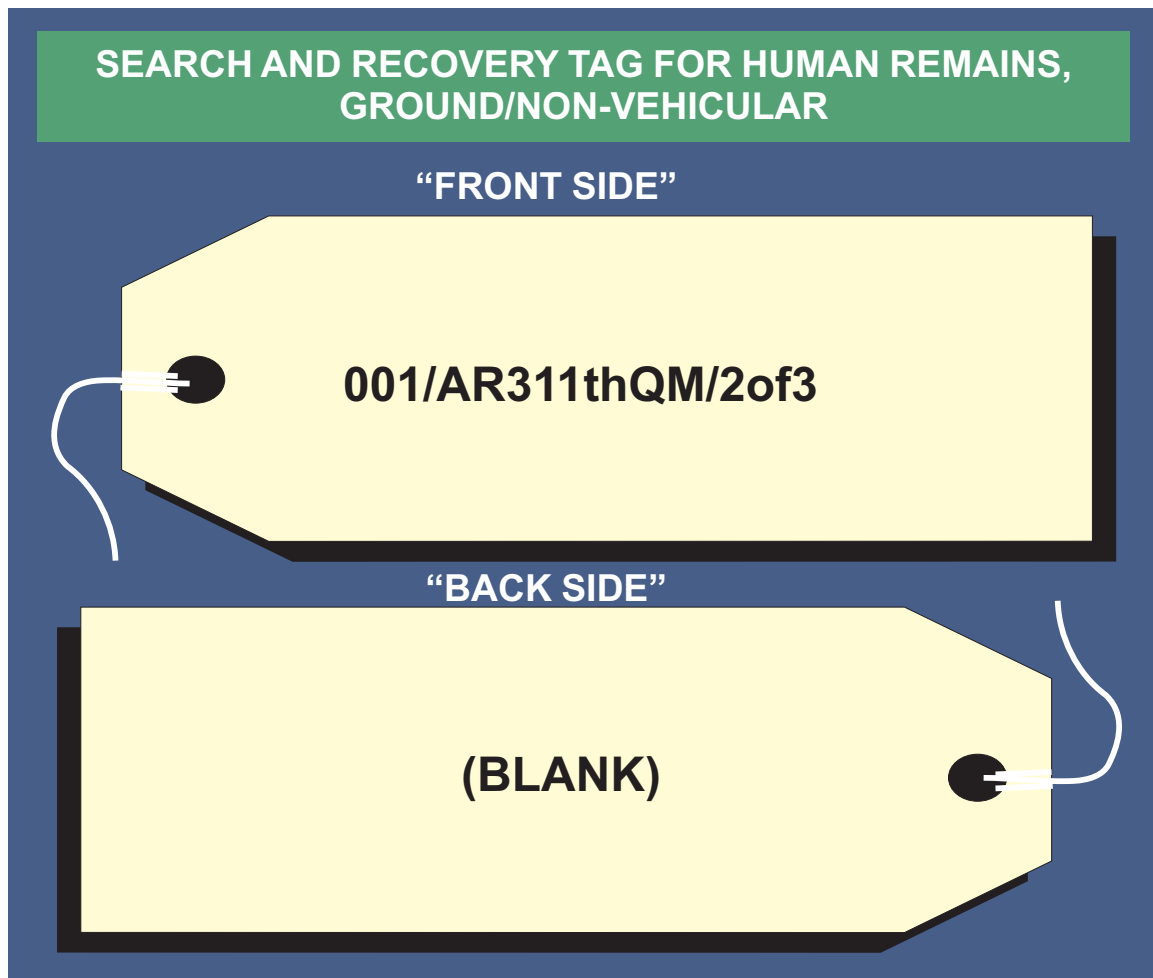


Figure V-2. Search and Recovery Tag for Human Remains, Ground/Non-Vehicular

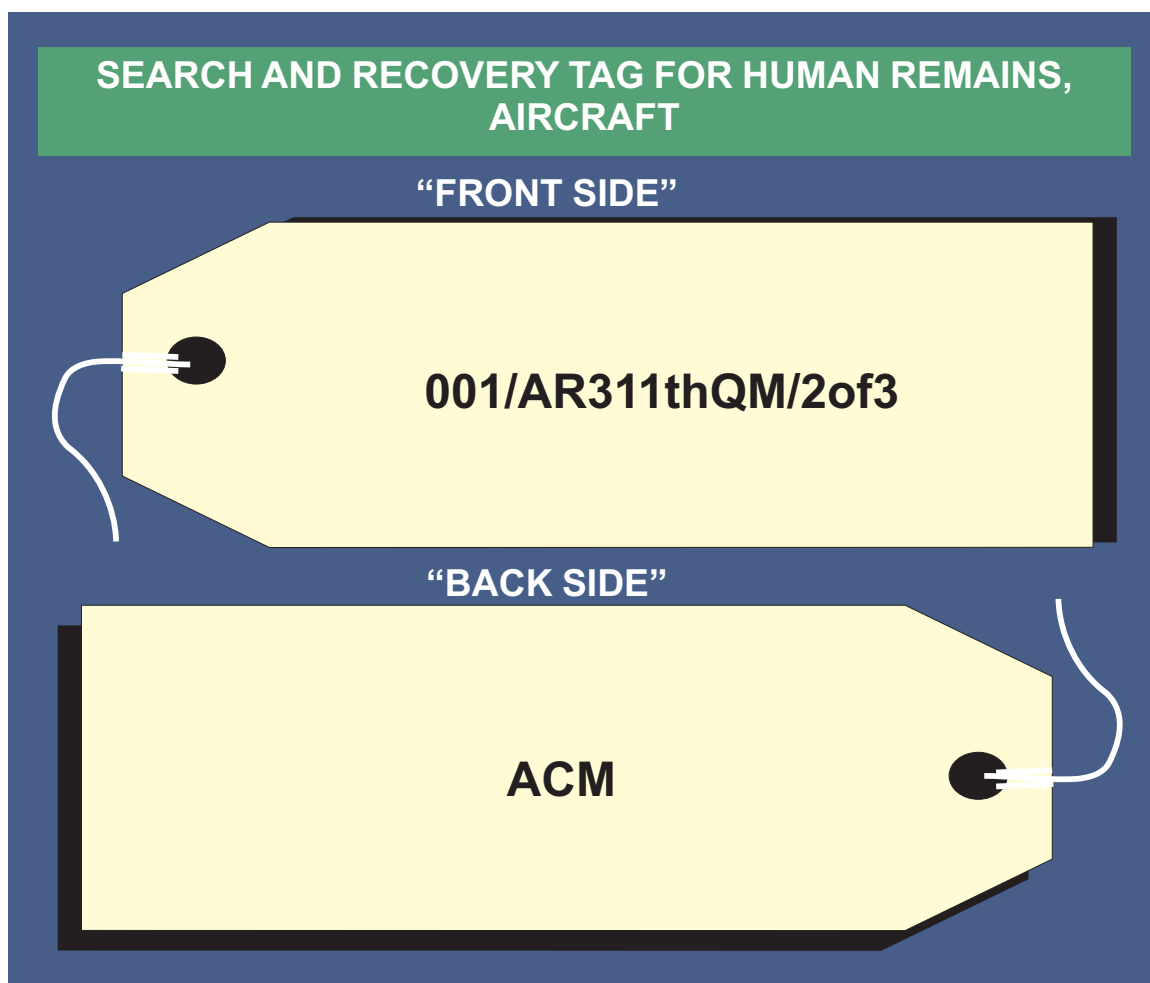


Figure V-3. Search and Recovery Tag for Human Remains, Aircraft

(d) The reverse side of S&R tags for human remains recovered from any vehicle should be marked "DU," for depleted uranium as a precaution.

(e) S&R tags for portions (see Figure V-4) and effects (see Figure V-5) should have the number assigned to the item annotated on one side and the reverse side should be left blank.

(f) One S&R tag will be attached to each human remains and the other to the zipper tab of the HRP.

(g) The tag for each portion and disassociated PE will be placed inside a clear zip-closure bag with the effect, or attached to the outside of the bag for portions. These items are then placed inside the HRP containing the human remains recovered nearest the item.

(h) The documents prepared for each human remains should be put into a sealed, water-tight container and placed inside the proper HRP.

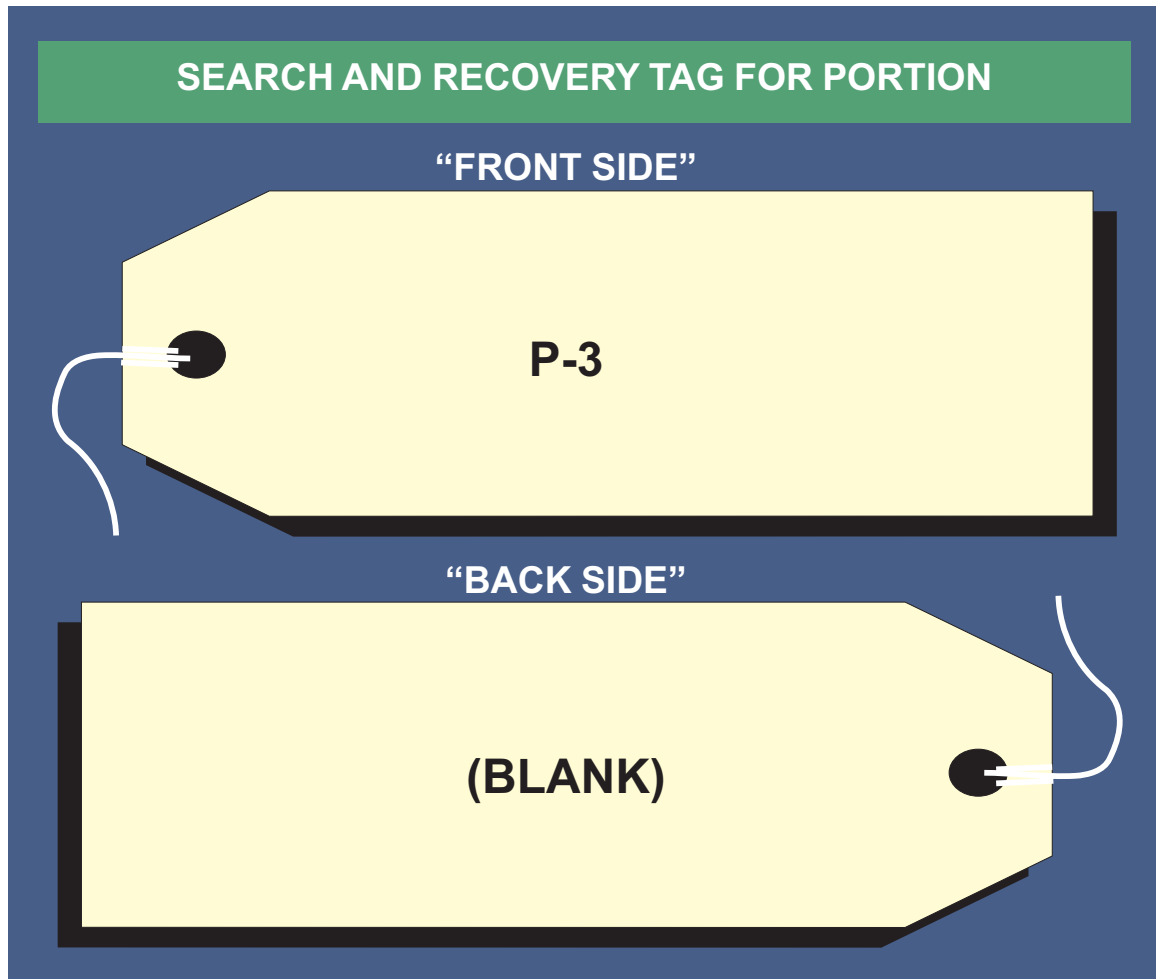


Figure V-4. Search and Recovery Tag for Portion

5. Evacuation Operations

Once human remains, portions, and disassociated effects have been tagged and placed in HRPs, the human remains should be evacuated to the evacuation point. Human remains should always be:

- a. Carried feet first.
- b. Treated with dignity, reverence, and respect.
- c. Loaded head first onto fixed-wing aircraft.
- d. Loaded feet first onto vehicles or rotary-wing aircraft.
- e. Escorted to the most convenient MA facility.

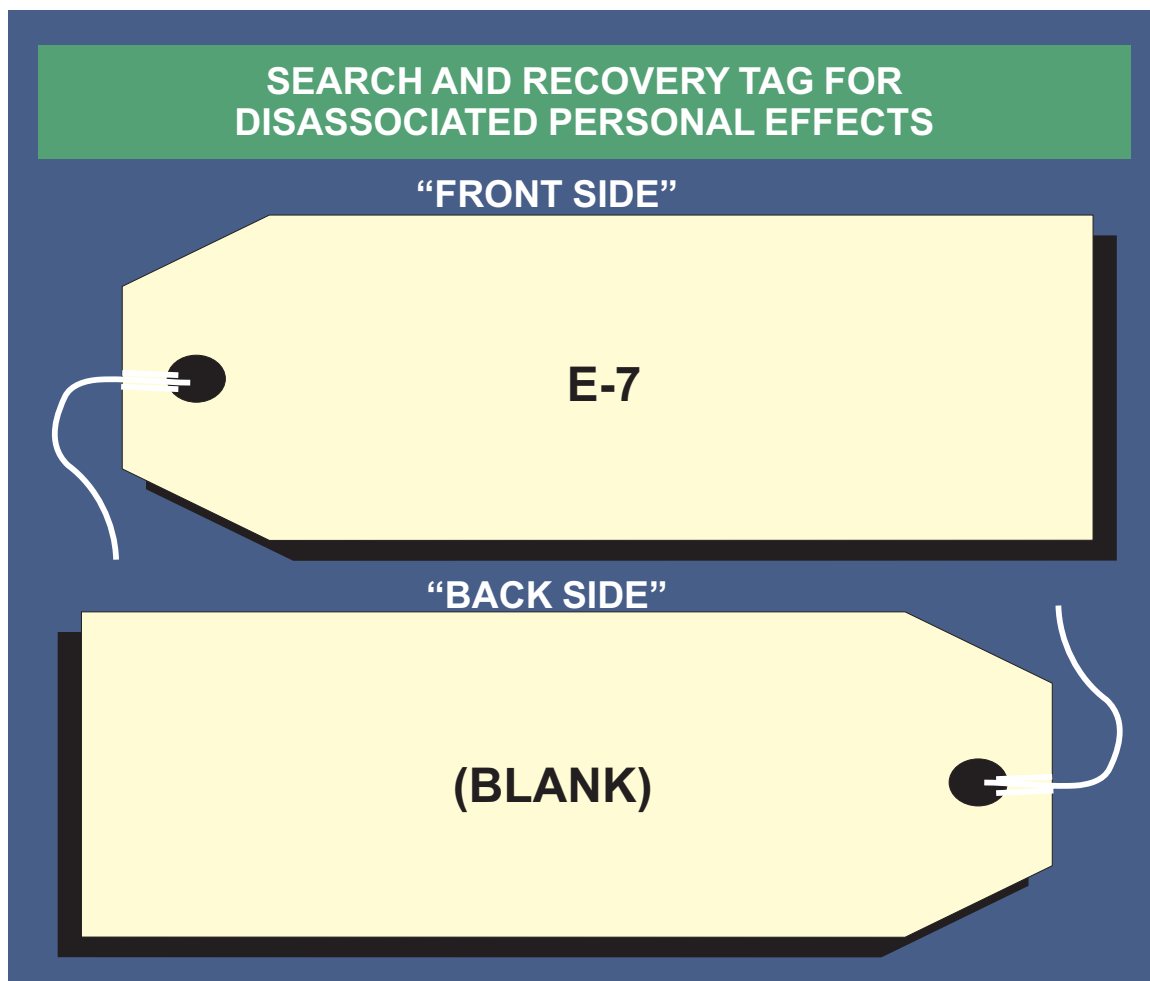


Figure V-5. Search and Recovery Tag for Disassociated Personal Effects

6. Post-Combat and Area-Clearance Phase Recovery Site Operations

a. Recovery site operations conducted by individual units or MA personnel during the post-combat or area-clearance phases of a military operation are usually more thorough and better documented than those conducted during the combat phase. Recovery sites are defined as areas where human remains or other material evidence has been deposited, or are believed to have been deposited.

b. MA personnel may be more available to supervise or conduct these types of operations, but the procedures outlined should be used as much as possible by non-MA personnel whenever the tactical situation permits. In addition to the aforementioned search, recovery, and evacuation procedures, the following recovery methods may be employed.

(1) Use of additional special-skills personnel. After cessation of major hostilities, it is more likely to have a greater availability of specialized personnel to assist during S&R operations. These personnel include, but are not limited to:

- (a) Linguists.

- (b) Life support technicians.
- (c) EOD.
- (d) CBRN.
- (e) MA.
- (f) Medics.
- (g) Canine search teams.
- (h) Anthropologists.
- (i) Archaeologists.

(2) Gridding the recovery site. Use of the union grid system will ensure a more thorough and accurate documentation of the recovery site.

(a) Selecting the Datum. Once the area has been searched and all items marked, a permanent point of reference or “datum” is selected. This datum should be in the southwest corner of the defined recovery site. There should be no known human remains, portions, or effects located to the south or west of this position. Before evacuating human remains from the recovery site, the datum should be marked so as to be easily located in the future. This can be done in several ways, such as by driving a metal stake into the ground or even by stacking rocks. If there is already a nearby prominent object in the southwest corner that can be used as a datum, mark it so that it is easily distinguishable from other like items in the area.

(b) Meridian Line Placement. The line from the datum running due north (0 degrees) is called the meridian line. This line extends in uniformed increments (meters) until it surpasses the northernmost marked item in the recovery area. (**Note:** The smaller the increments, the more accurately the site will be documented.) Wood or metal stakes are placed at the proper increments in a direct line from the datum to the northernmost boundary of the recovery area.

(c) Base Line Placement. The line from the datum running due east (90 degrees) is called the base line. This line extends in the same increments as the meridian line until it surpasses the easternmost marked item in the recovery area. (**Note:** The length of the base line is rarely the same as the length of the meridian line.)

(d) Building the Grid Interior. Once the meridian and base lines have been emplaced, a measuring tape or rod is extended north from the first stake east of the datum on the baseline and east from the first stake north of the datum on the meridian line. An additional stake is placed at the point where these two devices intersect. This process is continued northward until the end of the meridian line is reached. The devices are moved over one stake to the east and the process repeated. This process is continued until the entire recovery area is gridded.

This process will create a graph-like appearance comprised of small boxes, which are called “units.” Twine or engineer tape can be strung between the stakes to better define these units.

(e) Checking the Accuracy of Units. The Pythagorean Theorem is used to check the squareness of the units. The units are measured diagonally and the theorem $A^2 + B^2 = C^2$ is used. Example: A 4M X 4M unit measured diagonally should be 5.657M.

(f) Numbering the Units. The numbering system that will be used to define each unit within the recovery site begins with the datum. The datum should always be numbered N500/E500. The numbers for each unit north and east of the datum will ascend in the increments the units were emplaced. Example: If each unit is 2M X 2M, then the first stake north of the datum on the meridian line will be numbered N502/E500, since it is 2 meters north and zero meters east of the datum. Likewise, the first stake east of the datum on the meridian line will be numbered N500/E502, since it is 2 meters east and zero meters north of the datum. The unit to which these numbers correspond will be the unit directly north and east of the stake.

(g) Unit Quadrants. Each unit is comprised of four individual quadrants; NW, NE, SW, and SE. Indicating in which quadrant of a particular unit an item was found will make documentation of the recovery more accurate. Example: If it were noted that item P-7 was found in N512/E504 on a recovery site comprised of 2M X 2M units, the variance of marking the location during a site recreation would be 2 meters. But if it were noted that item P-7 was found in the SW quadrant of N512/E504, the variance would be reduced to only 1 meter.

(3) Excavating a Recovery Site. In order to recover human remains from isolated burials, collapsed bunkers, and especially aircraft crashes, excavation of soil within the recovery site may be required. The equipment used for excavation can vary from large earth-moving machines, to small hand trowels and toothbrushes. It is important to always recover as much of the human remains as possible. With modern technological and scientific methods, it is possible to make a positive ID using a small portion of flesh, bone, or tooth found amongst thousands of fragments from several different individuals. During catastrophic events, often all that is recoverable are minuscule pieces of human anatomy. Sometimes these portions can be present as scattered surface materials, or buried at a depth of several feet interspersed with aircraft debris, foliage, and soil. Excavations of these types of recovery sites usually employ the methods of archaeology and are often very slow, deliberate operations. If the tactical situation permits, all recoverable human remains and portions of human remains should be recovered and evacuated to help ensure ID and proper repatriation of all individuals involved in the loss.

(4) Excavation and recovery operations employ several types of strategies, methods, and techniques.

(a) Basic Excavation Strategies. Excavation strategies employed on a recovery site must be flexible and adaptable to environmental, cultural, and physical challenges. There are two types of excavation strategies; strategy-discovery and strategy-recovery.

1. Strategy-Discovery. This strategy is employed when the exact location of human remains within a defined perimeter remains unknown after all information has been gathered. The excavation methods used are usually trenching and large-scale testing.

2. Strategy-Recovery. This strategy is employed whenever information gathered points to a specific location within the recovery site. The preferred excavation method is block-excavation.

(b) Basic Excavation Methods. Excavation methods employed within a recovery site are determined by the circumstances of the loss and the information gathered. There are four basic excavation methods; large-scale testing, trenching, block-excavation, and collection.

1. Large-Scale Testing. This excavation method consists of excavating alternate same-sized units throughout the recovery site by the use of a random numbering system. These “test pits” are usually 50 centimeters (cm) X 50 cm and dug to a depth determined by the team leader or recovery leader.

2. Trenching. This excavation method consists of digging long, linear units parallel to each other. Large areas of the recovery site can be examined for soil profiles and material evidence. The unexcavated areas between rows, or balks, should be uniform in width, usually no more than 50 cm, and be removed from areas where human remains or other material are found.

3. Block-Excavation. This is the preferred excavation method and consists of excavating contiguous units within the recovery site. All units are dug to a “sterile” depth. Sterile soil is soil that is free of human remains, artifacts, or other material evidence.

4. Collection. This excavation method is employed whenever no soil is present and all human remains, artifacts, and material evidence is located on the surface, such as on a rock-slope.

(c) Basic Excavation Techniques. There are three basic types of excavation techniques that are employed on a recovery site; fine-scale, course-scale, and mechanical.

1. Technique Fine-Scale. This excavation technique consists of the use of hand tools, including but not limited to; hand trowels, toothbrushes, dental picks, paintbrushes, and bamboo picks. It is usually used when human remains or other material evidence is located and adjacent soil must be removed.

2. Technique Course-Scale. This excavation technique consists of the use of hand tools, such as picks and shovels. It is the most common technique for excavating recovery sites and is used when large amounts of soil must be removed and screened. It is often mixed with fine-scale excavation when human remains or soil disturbances are located.

3. **Technique Mechanical.** This excavation technique consists of the use of mechanical equipment, including but not limited to; bulldozers, belly-scrappers, and front-end loaders. It is normally employed when large amounts of overburden, or soil that has been deposited on top of the recovery site must be removed to proximate the location of human remains and material evidence.

(d) **Basic Recovery Techniques.** Recovery techniques are the methods used to recover human remains and other material evidence during excavations. There are three types of basic recovery techniques; collection, dry-screening, and wet-screening.

1. **Recovery Technique Collection.** This recovery technique is employed when no soil needs to be excavated and all human remains, artifacts, and material are present on the surface, such as on a rock-slope.

2. **Recovery Technique Dry-Screening.** This recovery technique is employed when conditions permit the conveyance of excavated soil to a location outside of the recovery site and placed into ¼” wire-meshed screens in an attempt to locate human remains, artifacts, or other material evidence. The soil passes through the screen by shaking or pressing by hand. All material evidence is placed in a clear plastic bag and checked periodically or prior to closing the unit.

3. **Recovery Technique Wet-Screening.** This recovery technique is employed when conditions will not allow soil to pass through the screen without assistance. Soil from the recovery site is conveyed to an outside area, placed in a screen, and water pressure is used to degrade the soil to a point where it will pass through the screen, leaving behind any material evidence and organic matter larger than the diameter of the wire mesh.

7. Documentation of the Recovery Site

It is vital that all aspects of the recovery operation be documented. This documentation provides a spatial and contextual reference as to where human remains, artifacts, and other material evidence is found within the recovery site. The recovery operation is documented in three manners; maps, field notebooks, and photos.

a. **Mapping the Recovery Site.** Making accurate maps of every recovery site is essential. A map of the recovery site showing the locations of human remains, portions, and effects in relation to the datum can be used for future excavations and recreation of the recovery site (see Figure V-6). A detailed recovery site map should include:

- (1) X for the location of the datum in the SW corner.
- (2) Individual units within the recovery site.
- (3) Size of units.

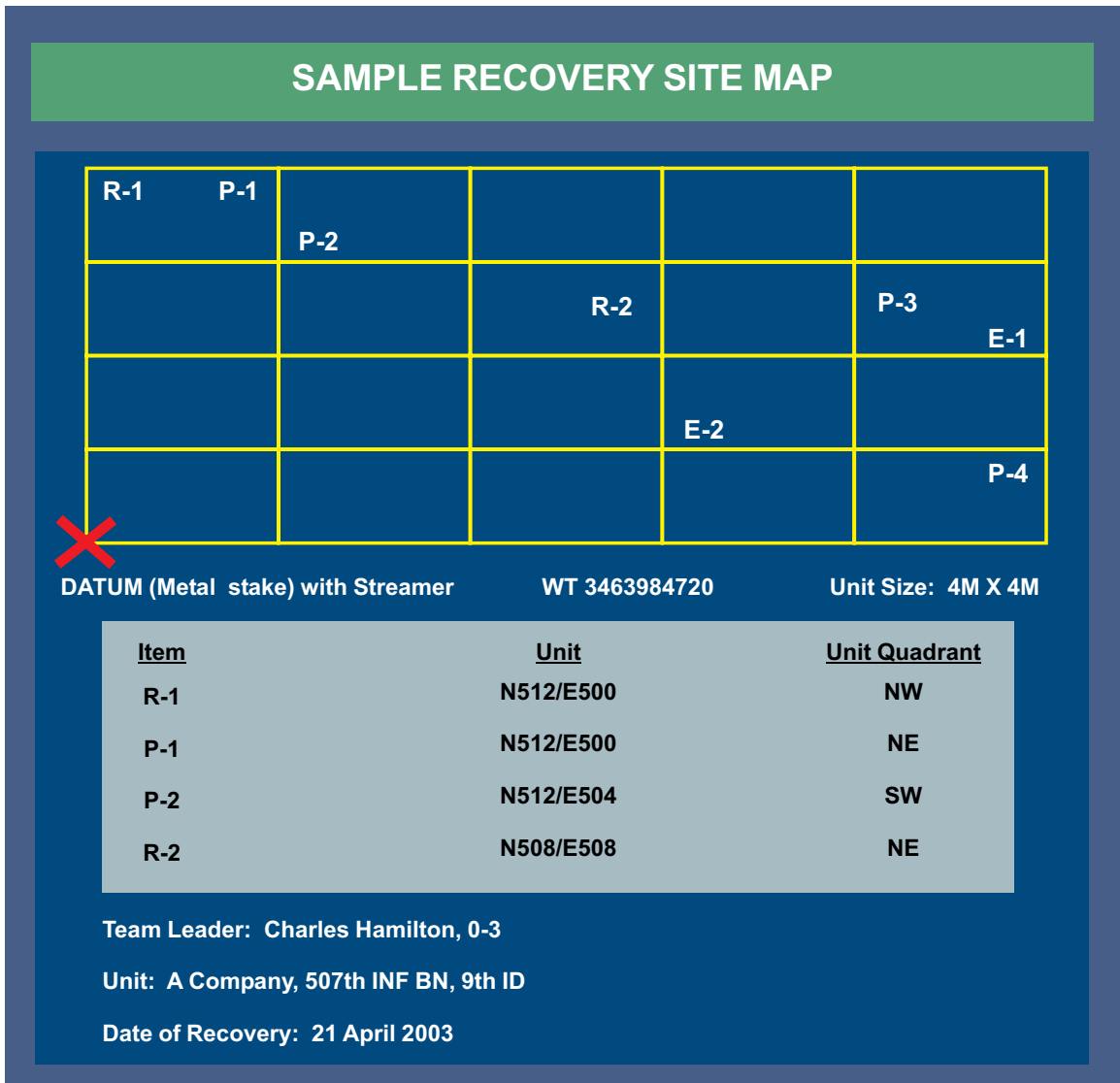


Figure V-6. Sample Recovery Site Map

- (4) Codes for each human remains, portion, and disassociated effect recovered.
- (5) Quadrants for each item recovered.
- (6) Grid coordinates and description of the datum.
- (7) Unit conducting recovery.
- (8) Team leader name and grade.
- (9) Date(s) of recovery operation.
- (10) Vehicle and aircraft ID numbers, if applicable.

b. **Field Notebooks.** During recovery operations, the team leader should keep a detailed record of every aspect of the recovery operation in a field notebook. The last page in the notebook should include the team leader's information, dated, and signed. This notebook should be forwarded with the human remains to the MA facility.

c. **Photographing the Recovery Site.** If possible, photographs of the recovery site should be made using negative-based film. Close-ups and overall views of each item should be taken. A description and number of each photograph taken should be recorded in the field notebook. Each roll of film should be numbered and every roll forwarded with the human remains to the MA CP (**Note:** It is important to safeguard this photographic evidence and ensure that no unauthorized photographs are taken.)

d. If no human remains are found or if the team must suspend operations for tactical reasons, the team leader will report this information and the extent of the search to higher headquarters. The team leader includes as much detailed information as possible to aid any future S&R missions.

Intentionally Blank

CHAPTER VI

EVACUATION AND TENTATIVE IDENTIFICATION OF HUMAN REMAINS

“What we have done for ourselves alone dies with us; what we have done for others and the world remains, and is, immortal.”

Attributed to Albert Pike

1. Introduction

a. There are a variety of ways that human remains can flow from an incident site to a mortuary. Following recovery, the human remains are usually moved to a MACP. The MACP provides direct support (DS) and/or GS in the receipt, processing, tentative ID, and evacuation of the human remains and their accompanying PE, usually to a TMEP. When tasked, the MACP conducts or provides personnel to perform or supervise S&R missions. MACPs are highly mobile, enabling them to support combat maneuver elements, but can remain fixed to support a general area. MACPs are located at strategic points throughout the theater.

b. The TMEP provides GS in the receiving and evacuating of all human remains and their accompanying PE to a military mortuary. The TMEP performs quality assurance checks on existing processing documentation and initiates any additional processing documentation that is required. The TMEP initiates all shipping documents needed to coordinate the evacuation of human remains. TMEP(s) is/are usually located at major APOEs.

2. Evacuation to a Mortuary Affairs Collection Point

a. After recovery, human remains, portions, and PE are moved to an MA facility. Human remains should be transported in the most expedient manner to prevent the loss of ID media due to decomposition of the human remains. Operational requirements may dictate the use of all available covered transportation assets. However, use of medical and food-bearing vehicles should be avoided. Fixed or rotary-wing aircraft are the preferred method to evacuate human remains.

b. While waiting for transportation, the human remains should be kept under refrigeration (34 to 37 degrees Fahrenheit) until ready for movement. PE should be inventoried on a DD Form 1076, “Record of Personal Property/Personal Effects” or plain bond paper. If plain bond paper is used, all entries must be legible and signed by the person performing the inventory. Move the human remains from refrigeration only when the transportation source is ready to move. Screen/shroud the human remains to the extent possible to prevent them from being in public view. Post guards to prevent the theft of PE and equipment. Keep unauthorized persons away from the human remains.

c. When transportation arrives, begin loading. Carry the human remains feet first at all times. While loading the human remains, maintain an attitude of reverence and respect. Load the human remains on vehicles and rotary-wing aircraft feet first. Load the human remains headfirst on fixed-wing aircraft with the head towards the front of the aircraft. Do not stack human remains directly on top of each

other. Secure the human remains in a manner that will prevent shifting during movement. Assign a team member to accompany the human remains and PE during evacuation. If at all possible, the team member should be familiar with the deceased and be able to execute a statement of recognition. Evacuate human remains to the nearest MACP.

3. Mortuary Affairs Collection Point Operations

a. The MACP is the basic unit for modern day MA support. Mission planning provides for MACPs to be geographically located throughout the operational area. These MACPs provide DS and/or GS for receiving, refrigeration, processing, and evacuation of human remains and their accompanying PE.

(1) To accomplish this mission, MACPs are established in one of two ways. MACPs designed to provide DS to a combat maneuver element are highly mobile. These points should be located in the forward logistic support area with the combat maneuver element. MACPs designed to provide GS to a given area or major commands are more stationary in their operation and are located at large logistic bases. These points operate in a more traditional manner. In providing GS, these points might be task-organized with increased receiving, processing, refrigeration, and evacuation capacities to serve as a transit or intermediate point for MACPs providing DS to forward elements. While these points are more fixed in nature, they maintain the modular capability to deploy forward with the logistic base or the major command.

(2) In addition to the MACP's primary mission, the CP has the secondary mission of conducting or providing personnel to supervise post-combat S&R missions when tasked by higher headquarters. When assigned this mission, the MACP must leave sufficient personnel to maintain and operate the point on a 24-hour basis. Although not a primary mission, a MACP may help conduct or assist in limited temporary interment operations.

b. **Evacuation Channels.** Figure VI-1 depicts the evacuation channels for the flow of human remains. Depending on transportation support and the evacuation support plan, human remains might be evacuated through several MACPs that serve as intermediate or transit points before they arrive at a TMEP.

c. Site Selection

(1) Site selection for establishing and operating a MACP depends on the support mission. A highly mobile MACP that provides DS to a combat maneuver element should choose a site with considerations for:

- (a) Proximity to a main supply route to facilitate delivery and evacuation of human remains.
- (b) Recognizability to combat units evacuating human remains.
- (c) Accessibility to mobile refrigeration containers.

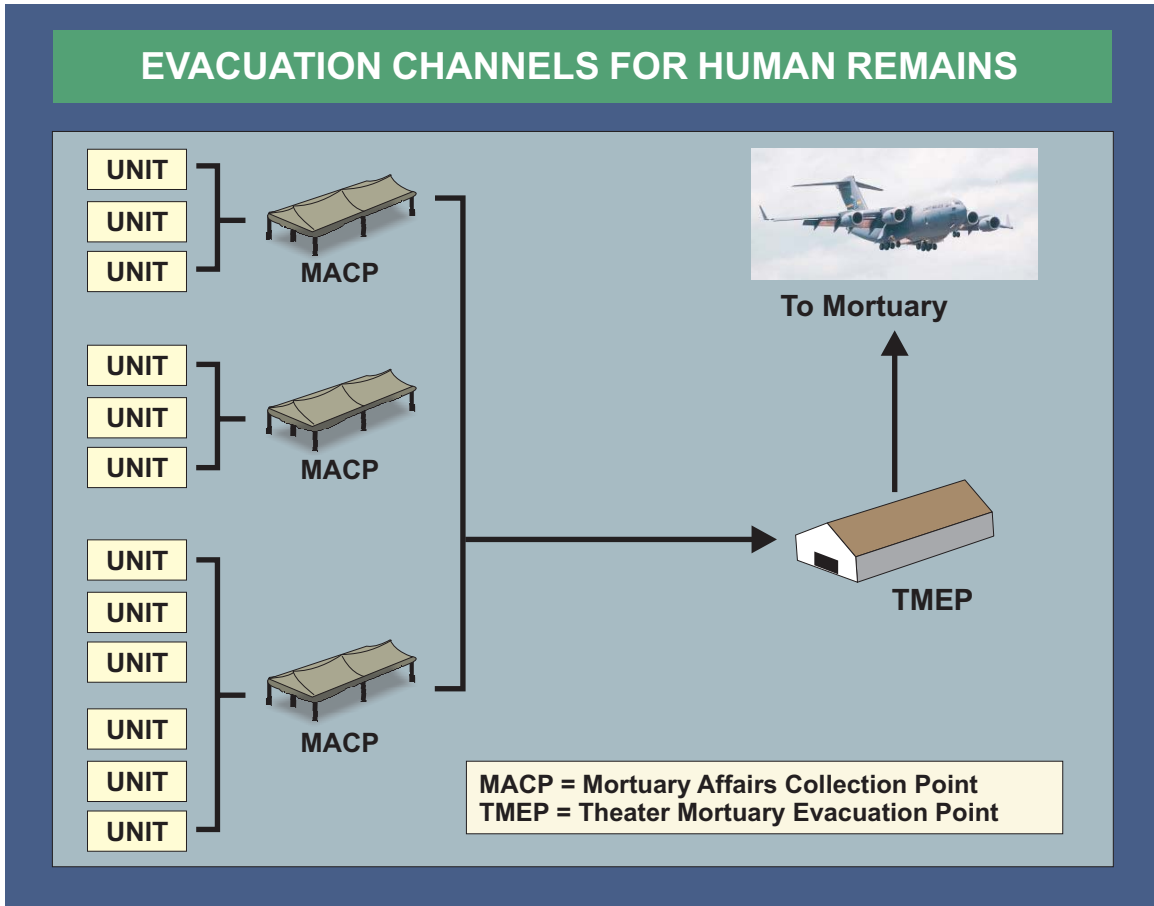


Figure VI-1. Evacuation Channels for Human Remains

(d) Proximity to life support and/or personnel services but out of sight of medical treatment facilities.

(e) Proximity to tactical communications support.

(2) MACPs providing GS to a given area or major command should choose a site based on the following:

(a) Proximity to a main supply route.

(b) Ability to build a road network on site or to use an existing road network.

(c) Ability to build a helipad on site or to use an existing helipad.

(d) Proximity to engineer support for construction and/or maintenance of a road network and helipad.

(e) Proximity to a landing strip or airport.

- (f) Proximity to life support and/or personnel services.
- (g) Proximity to tactical communications support.
- (h) Ability to screen area using natural screening or screening material.

d. Facility Layout

(1) A MACP is composed of three basic sections: receiving, processing, and evacuation. The facility layout is based upon the structure and the support mission of the MACP. Highly mobile MACPs might be forced to operate all sections out of the MACP’s mobile refrigeration container, from the back of a vehicle, or from a designated area on the ground. These points have the flexibility to tailor their facility layout based on the tactical situation. The ability of these MACPs to establish a temporary facility depends directly on the maneuver scheme of the unit supporting the MACP.

(2) A more stable, better organized MACP should be established in secure areas. Establish a road network with parking areas with directional signs. Erect screening material at the earliest possible moment to shield the operations of the MACP from public view. Construct a perimeter to prevent unauthorized personnel and the news media from entering the area. Coordinate engineering support to construct a helipad near the MACP, if one does not already exist. Arrange engineering support to establish or improve a road network and perimeter for the CP. Tailor the facility layout to the features of the area to be used. Figure VI-2 is an illustration of a recommended MACP layout.

e. Receiving Operations

(1) Although human remains should have been checked for unexploded ordnance explosives, booby traps, and other hazardous items prior to entering the receiving area, receiving personnel must verify that this was accomplished. If items are found, EOD personnel must be notified at once and processing must cease until human remains have been cleared for further processing.

(2) Prepare the DD Form 1077, “Collection Point Register of Deceased Personnel.” The DD Form 1077 is a daily log of all human remains received by a CP. Prepare a new register each day the CP is in operation. The reporting period starts at 0001 and ends at 2400 (local time). Retain a copy of all registers at the CP for internal records.

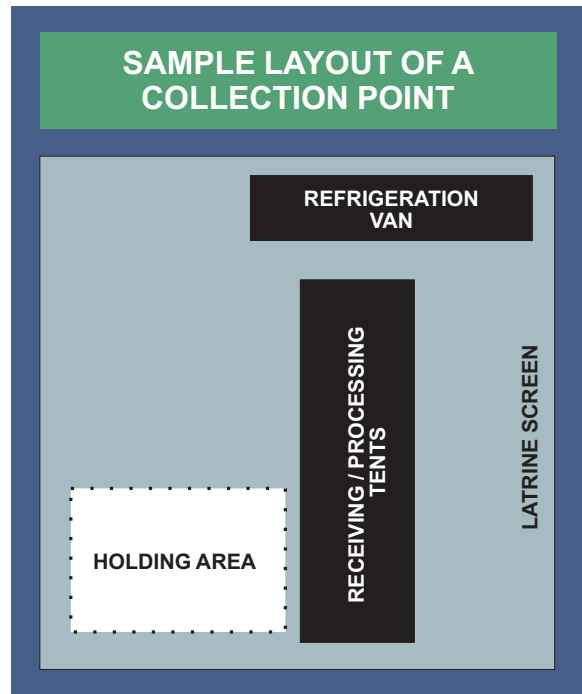


Figure VI-2. Sample Layout of a Collection Point

(3) Upon arrival of the human remains, MACP personnel record all required information on the DD Form 1077, "Collection Point Register of Deceased Personnel," (see Appendix E, "Common Forms Used in Mortuary Affairs," Figure E-9). Confirm the actual number of human remains being delivered.

(4) Human remains are checked for recovery tags and any other accompanying paperwork. Recovery tags, if present, are removed and placed in the case folder file. Do not delay normal processing and evacuation for lack of information.

(5) Complete two evacuation tags for each human remains. Evacuation tags will have the human remains believed to be last name, first name, middle initial, SSN, or "unidentified" on one side of the tag. On the reverse side the evacuation number issued to each human remains is recorded on DD Form 1077. The evacuation number consists of a sequential number given to each human remains during the current calendar year, the CP branch of Service, the CP unit and number, and seal number used to seal the HRP. One tag is attached to the human remains and the other to the HRP (see Figure VI-3).

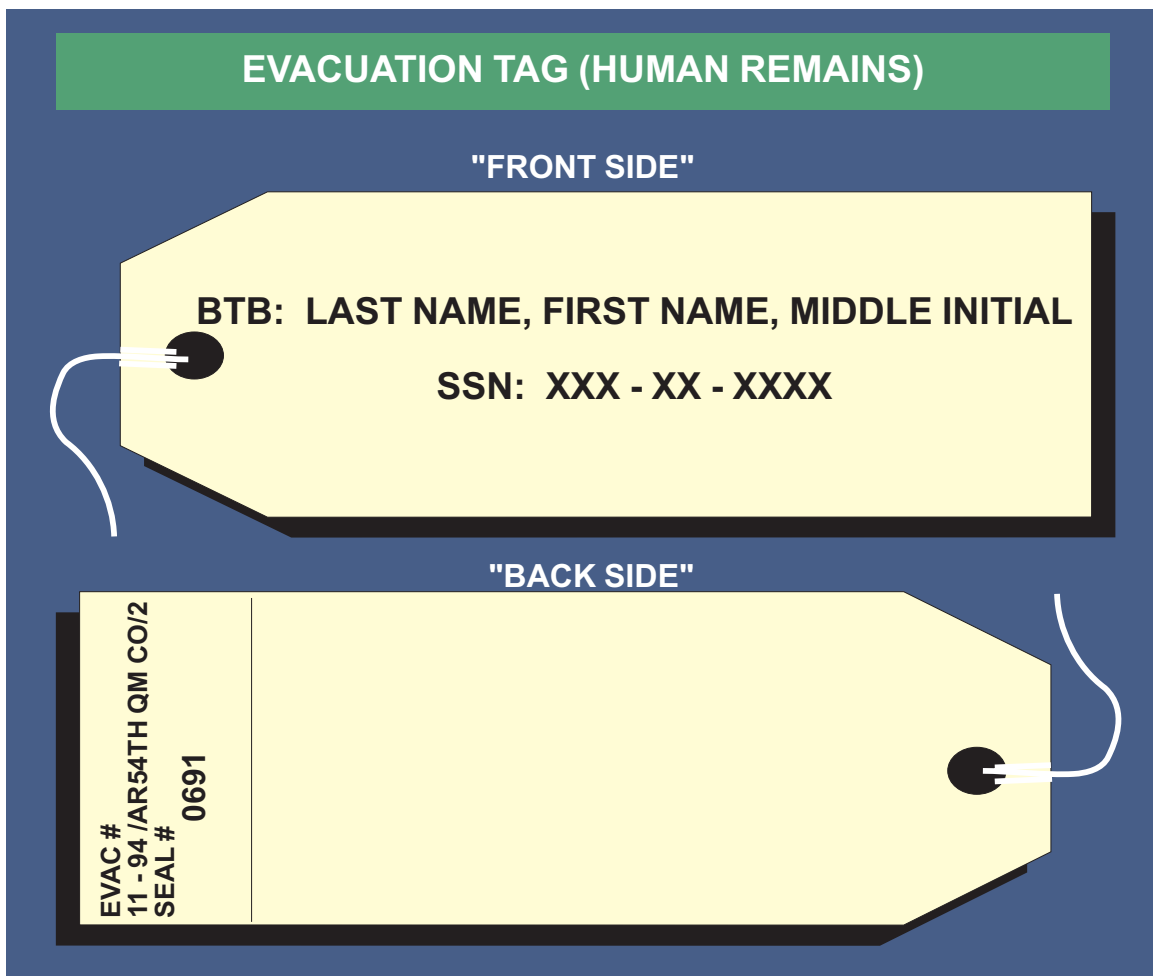


Figure VI-3. Evacuation Tag (Human Remains)

(6) When MACP personnel process body portions, the evacuation tag is completed as follows: "PORTIONS" is written on one side of the tag, beneath "PORTIONS" the sequential "P" number of portions is written as shown on Figure VI-4. The reverse side is completed the same as for human remains. When placing several portions into one HRP, each portion must be tagged and separately bagged. The HRP must also have an evacuation tag on the front on which the word "PORTIONS" is written, and beneath it the total number of portions contained in the HRP is recorded. The back of the tag is completed as all others (Figure VI-5). Do not physically associate any portions with other portions or human remains.

(7) Based on the workload, move the human remains to the processing area or keep the human remains at the receiving holding area under refrigeration to wait for further processing.

(8) Initiate an original and duplicate individual case file. The top portion of the file should have tentative name, rank, SSN, seal number, and evacuation number. Create an alpha index card containing the following information: deceased name or unidentified, SSN, evacuation number, and other appropriate remarks (Figure VI-6). This file is kept at the CP as a quick reference for questions about human remains processed through the CP.

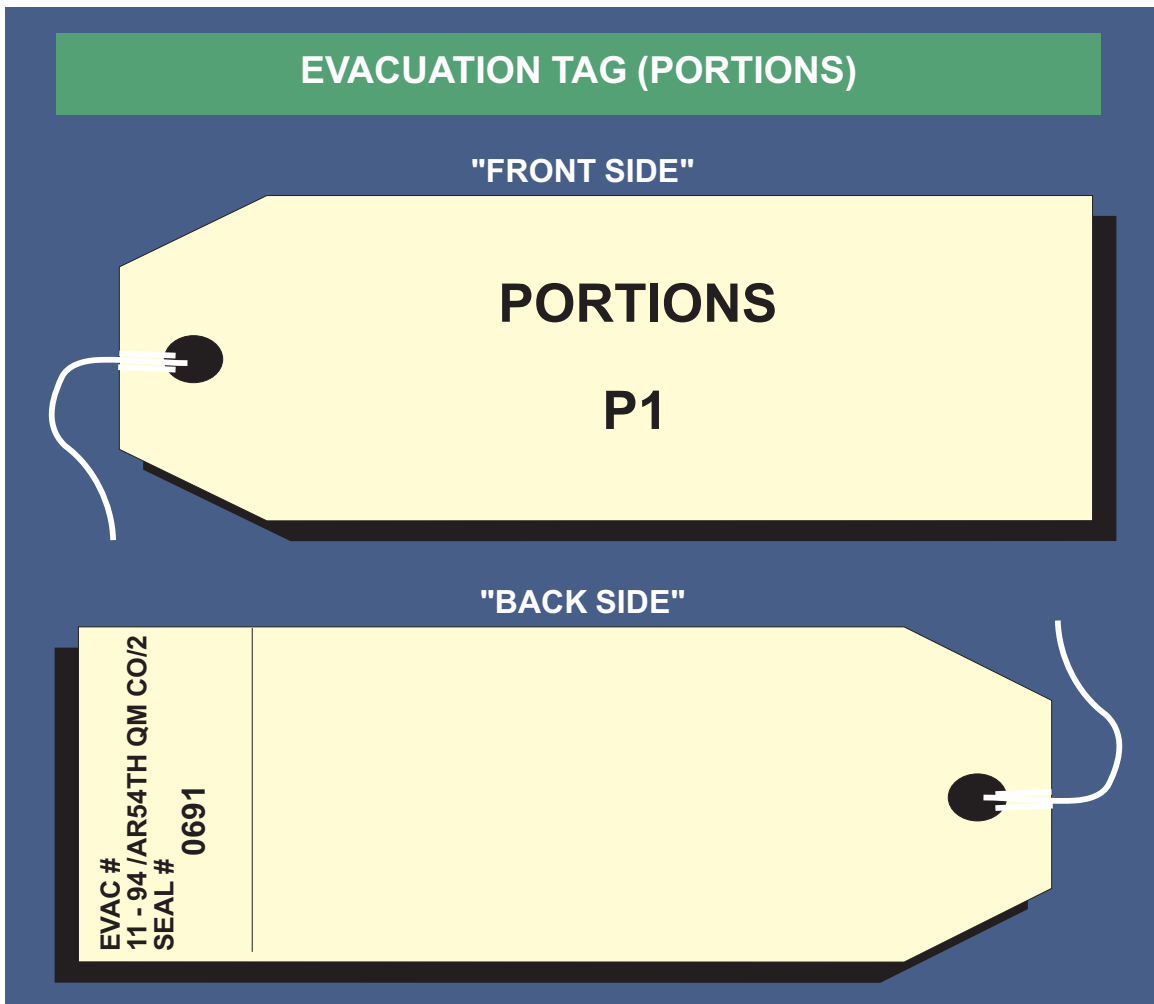


Figure VI-4. Evacuation Tag (Portions)

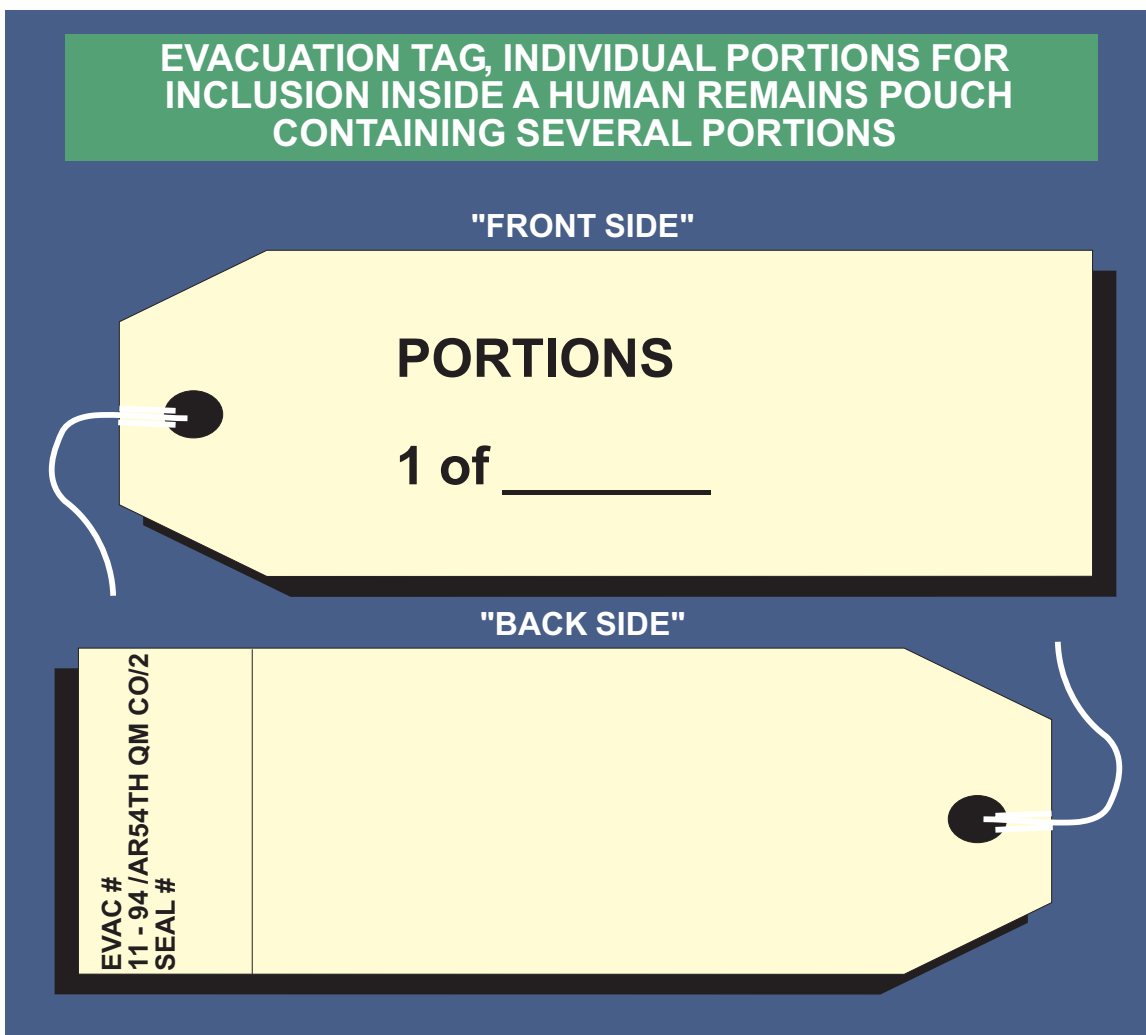


Figure VI-5. Evacuation Tag, Individual Portions for Inclusion Inside a Human Remains Pouch Containing Several Portions

f. **Processing Operations**

(1) The method and extent of processing conducted at the CP depends on the prevailing operational constraints and local MA procedures. A highly mobile forward CP might not have the time or support to conduct full scale processing operations. When the CP workload is overwhelming, the CP OIC may make the decision to follow the minimum hasty processing procedures. The minimum procedures that must be accomplished are: prepare evacuation tags, complete DD Form 1077, remove any ammunition, explosives, weapons, or classified material, place evacuation tag on human remains, and place human remains in HRP. Put the PE bag in the HRP, then put an evacuation tag on the HRP and seal it. The human remains are then placed in the refrigeration container. ADD Form 1075, "Convoy List of Remains of Deceased Personnel," (see Appendix E, "Common Forms Used in Mortuary Affairs," Figure E-6) must be prepared. Finally, load the human remains on the transport vehicle. The driver must sign for the human remains on the DD Form 1075.

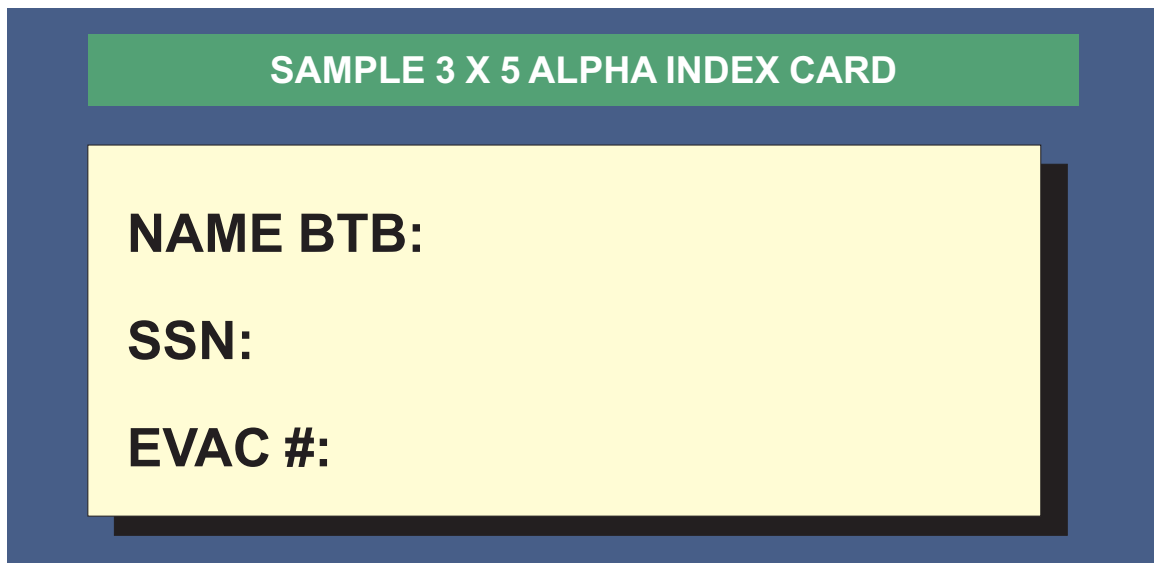


Figure VI-6. Sample 3x5 Alpha Index Card

(2) When human remains are taken to the processing area, personnel who operate the processing section examine all documents in the case file and the state of the human remains. Check to see if a DD Form 1380, “US Field Medical Card,” Standard Form 600, “Health Record — Chronological Record of Medical Care,” or DD Form 2064, “United States Department of Defense Certificate of Death,” (see Appendix E, “Common Forms Used in Mortuary Affairs,” Figure E-11 and Figure E-15) is present. For cases to be examined by the AFME, no death certificate is required. If a local ME/C completes a death certificate, the cause of death should be listed as “Pending AFME determination.”

(3) Check the state of the human remains to determine if they are intact. In cases when a human remains is missing major portions, check to see if there is any documentation from the unit indicating that a search for missing portions was conducted. If sufficient documentation does not exist, attempt to contact the unit for a report. After all attempts to recover major portions have been exhausted, generate a certificate of non-recoverability of missing major portions. Include this certificate in the case file. If information is received after the human remains have been evacuated, prepare a message stating all pertinent information and forward it through higher headquarters to the JMAO.

(4) Identify, inspect, and record all official military and personal ID media, PE, and personal equipment using DD Form 890, “Record of Identification Processing (Effects and Physical Data),” (see Appendix E, “Common Forms Used in Mortuary Affairs,” Figure E-3) and DD Form 1076. Search all personal equipment, clothing, pockets, and the areas around the neck, wrists, and fingers for PE. (**Note:** Do NOT cut pockets, clothing, or equipment to inventory PE.) (**Note:** Be particularly careful during processing to avoid contaminating or destroying forensic evidence. PE should be carefully removed, and handled minimally to preserve physical and biological forensic evidence [e.g., if a ring won’t come off easily, leave it where it is and annotate its location on DD Form 1076].) Pay particularly close attention to locating the ID tags and the ID card. Leave ID tags around the neck if found there. Use official ID media found as a

basis for establishing tentative ID. Leave all clothing and organizational equipment on the human remains. Inventory PE and record these items on DD Form 1076. Upon completion of the inventory, place the PE and one copy of DD Form 1076 in a plastic slide closure bag to prevent the effects from being damaged by body fluids. Place slide closure bag in a PE bag. Secure the PE bag to the wrist or other suitable part of the human remains.

(5) In cases when unassociated PE are received at a CP, do not attempt to associate them with a particular human remains. Create a file using the DD Form 1076. Generate an unassociated PE tag (Figure VI-7) for the unassociated PE. The tags will have the words “UNASSOCIATED EFFECTS” written on one side. On the reverse side assign a sequential “E” number to each unassociated personal effect. Record Service letter designator, the unit operating the CP, and CP number designator. Place the unassociated PE, with one copy of the DD Form 1076 and the tag, in the slide closure plastic bag. Store in one or more PE bag(s) as needed. Place the other tag on the PE bag. Evacuate the loose PE when evacuating human remains as a separate item.

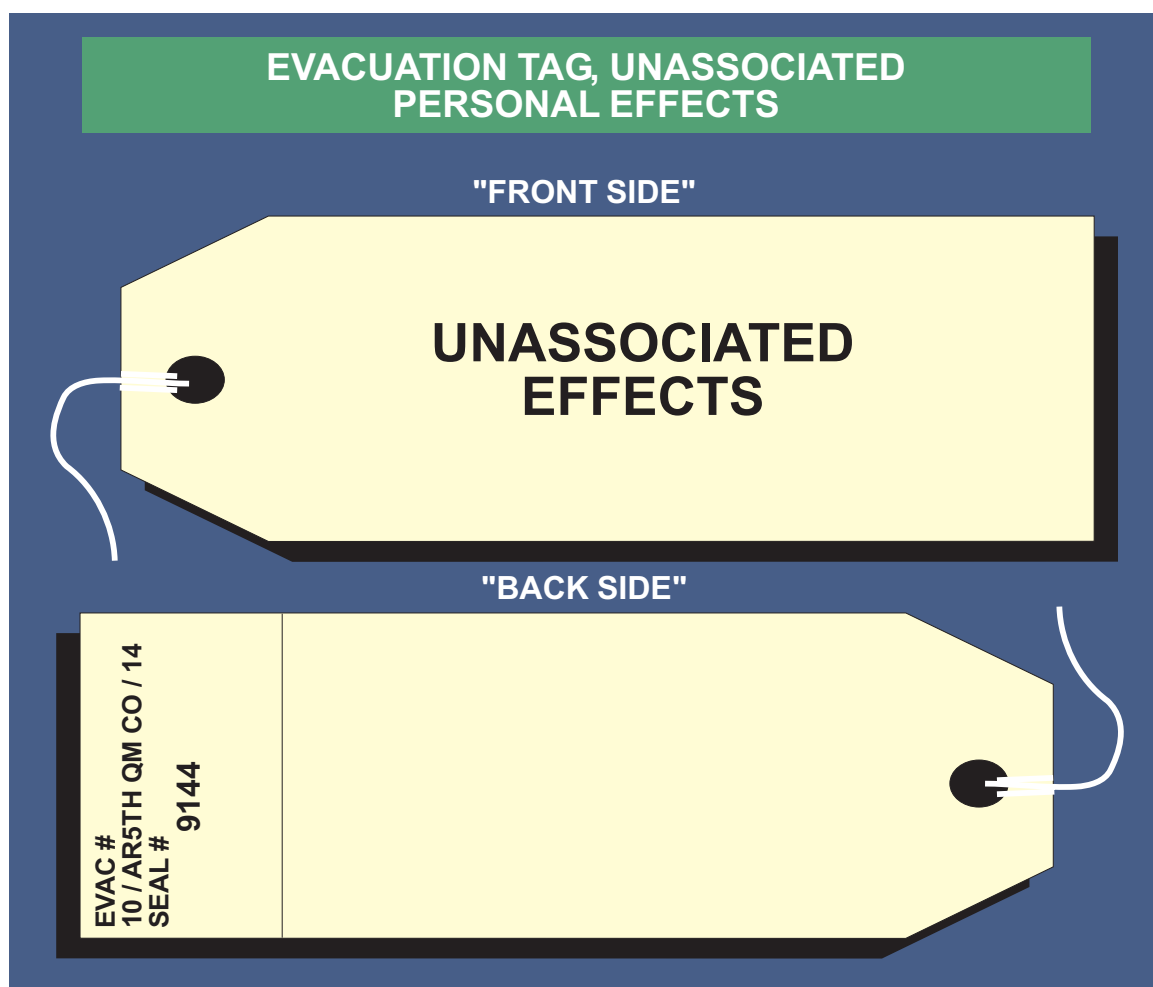


Figure VI-7. Evacuation Tag, Unassociated Personal Effects

(6) The use of computers at the CP will help facilitate expedient processing of human remains information throughout the theater.

(7) Take two sets of pictures for each human remains using a digital camera. Take a full facial picture, complete anterior photo of the body, then gently roll the body over and take a posterior view of the body. The pictures are used by the AFME to aid in the ID process and to document the state of the human remains at the time the human remains enter the MA system. Pictures should be stored on disk and only released by the AFME.

(8) The original, completed case file is placed in a plastic slide closure bag and placed in the HRP. The duplicate case file is kept at the CP and a statement as to whether PE were present on the human remains and if they were evacuated from the CP. Additional documentation that could be in the file includes a DD Form 1076, a DD Form 2064, SF 600, or DD Form 1380, DD Form 565, and photos of the human remains. The HRP is then sealed and stored or evacuated. The seal number should already be recorded on the case file and both evacuation tags.

g. Identification of Human Remains

(1) The process of identifying a deceased person begins when human remains and all biological and physical evidence are recovered. Information from witnesses, the decedent's unit, recovery personnel, medical, dental, and fingerprint records are vital in this process. The biological and physical evidence obtained in theater and supporting antemortem and postmortem records are examined by the medical examiner to aid in determining the cause and manner of death and the ID process. The human remains, supporting biological and physical evidence, associated identifying media and PE are examined and the findings documented. The completed documentation makes up a human remains case file. If a comparison of antemortem and postmortem ID data, and the results of any scientific testing prove favorable, and the ID specialist feels he/she can take the case to court and win, a positive ID is made of the human remains. If the completed documentation shows that the human remains cannot be positively identified, the case is continued in an active status so that further attempts at successful resolution can be made.

(2) During wartime, major regional contingencies, or peacetime MC/FIs, the complete ID process of human remains will be performed at a designated mortuary. Every step is taken to ensure that the human remains of an individual will be positively identified.

(3) When the condition of any individual or group of individuals exists, such as, mutilation, decomposition, burning or charring, that leaves the human remains severely damaged and not recognizable (non-viewable), a scientific ID should be performed. The scientific process is designed to reassociate human remains through any one or a combination of the following: fingerprints, footprints, dental characteristics, serology, anthropological factors, and DNA sequencing.

(4) The process provides for the definitive ID (legally sufficient) where expert comparison is made between postmortem finding and the above areas and postmortem records. Supplemental ID such as PE, physical characteristics, and visual ID by associates can be used only as supporting evidence.

h. Evacuation Operations

(1) Coordinate for transportation to evacuate the human remains. When vehicles are used, they must be covered. Aircraft are the preferred method for evacuating human remains.

(2) Human remains awaiting evacuation must be kept under refrigeration. The temperature of the refrigeration container is maintained between 34 and 37 degrees Fahrenheit (1 and 3 degrees Celsius). Holding human remains in a refrigeration container will minimize decomposition. Do not freeze human remains under any circumstances. Ensure that the temperature is checked at periodic intervals. Additionally, ensure that maintenance checks are performed as prescribed in applicable technical manuals on the refrigerator unit and generator.

(3) Upon arrival of transportation, load the human remains on a first received/first evacuated basis. Ensure that the human remains are handled in a respectful and reverent manner. Carry human remains feet first and face up. Position human remains in such a manner that prevents the stacking of human remains. Secure human remains in such a manner that prevents shifting during movement.

(4) Initiate a DD Form 1075. List all human remains that are being evacuated at the same time from the CP on the DD Form 1075. The driver signs on the DD Form 1075 for receipt of human remains. Give the original copy of DD Form 1075 to the driver. Maintain a signed copy at the CP for internal records. The evacuation location of the human remains will be annotated on the appropriate DD Form 1077.

i. **Personal Health and Sanitation.** Handling or working around human remains in various stages of decomposition requires that strict health and sanitation procedures be enforced for the safety of all those involved. The potential for infection and the spread of contagious disease is always present. Therefore, CP personnel handling human remains or working in the areas where human remains have been should always be conscious of sanitation hazards and keep themselves and their work areas clean. Personnel handling human remains should wear, at a minimum, rubber gloves and surgical masks with eye protection.

j. **Transit Collection Point Operations.** Some operations in a theater require logistic support that spans vast areas to include more than one country. When required, a transit collection point may be utilized. Human remains that arrive at the CP in transit to the TMEP are assigned a transit number, which is entered on the evacuation tag attached to the HRP. The transit number consists of the letters "TR," calendar year, CP branch of Service, CP unit, and CP number. To complete the DD Form 1077, enter "TR" in block 6, enter the evacuation number and seal number in block 7a, and complete block numbers 12 and 13. Normally, there is no need to open the HRP or break the seal. If, however, the HRP is opened or seal broken, a new seal is placed on the HRP. Note its number on the case file and evacuation tags.

4. Theater Mortuary Evacuation Point Operations

a. A TMEP will be established with the primary mission of evacuating all human remains and accompanying PE to a military mortuary. The TMEP is task organized to provide the following capabilities:

- (1) Receive human remains and accompanying PE from any theater location.
- (2) Perform quality assurance checks on existing documentation and/or to initiate, complete, or obtain required processing documentation.
- (3) Prepare human remains for evacuation and/or to hold and refrigerate human remains until transportation out of the theater can be arranged.
- (4) Coordinate for aircraft and initiate all required shipping and special handling documents.
- (5) Load, palletize, and tie down transfer cases and transport pallets to the Air Mobility Command (AMC) cargo special handling area.

b. Locate the TMEP at or adjacent to a major APOE. This arrangement will capitalize on all available aircraft and corresponding logistic support. Additional TMEPs may be established at other APOEs throughout the theater based on the following factors:

- (1) The geographical size, population, and location of units in the theater.
- (2) The projected number of human remains and the availability of aircraft to evacuate them.
- (3) The operational concept and scheme of maneuver for all units in the theater.

c. The TMEP can, when tasked, operate a PE transfer point. When tasked with this secondary mission, the TMEP is organized to:

- (1) Receive pre-inventoried and packaged PE from units in theater.
- (2) Store and safeguard PE until transportation is coordinated.
- (3) Load, palletize, and tie down PE and transport pallets to AMC cargo holding area for shipment to CONUS.

d. Site Selection

(1) Location of the TMEP is key to the overall success of its mission. Choose a site based on the following factors:

- (a) Quick, easy access to and from all flight lines.
 - (b) Quick, easy access to AMC operations, transportation, and cargo and/or special handling areas.
 - (c) Ability to use existing facilities and/or to build or install temporary fixed facilities such as trailers, refrigeration vans, and cold storage units.
 - (d) Ability to use an existing and/or build a road network to handle and regulate large traffic flow.
 - (e) Ability to use existing and/or to install cooling system, ventilation system, electrical lines, phone lines, and water lines.
- (2) TMEP personnel must coordinate with the area commander prior to selecting a proposed site to ensure the proposed site will not interfere with any ongoing flight line or base operations.

e. Organizational and Facility Layout

- (1) When developing a site layout, consider the following:
- (a) Vehicle and helicopter traffic flow, to include parking.
 - (b) Refrigeration containers.
 - (c) Electrical power source or generators.
 - (d) Water support.
 - (e) Communications.
 - (f) Ordnance and explosive dumps.
 - (g) Waste disposal (regular and hazardous).
 - (h) Supply, equipment, and publication storage.
 - (i) Laundry and personal hygiene facilities.
 - (j) Morale and/or welfare recreation facilities.
- (2) In establishing the actual layout for the facility, consideration should be given to structuring the facility in a manner that reduces the manual lifting of human remains. Figure VI-8 illustrates a suggested site layout for a TMEP.

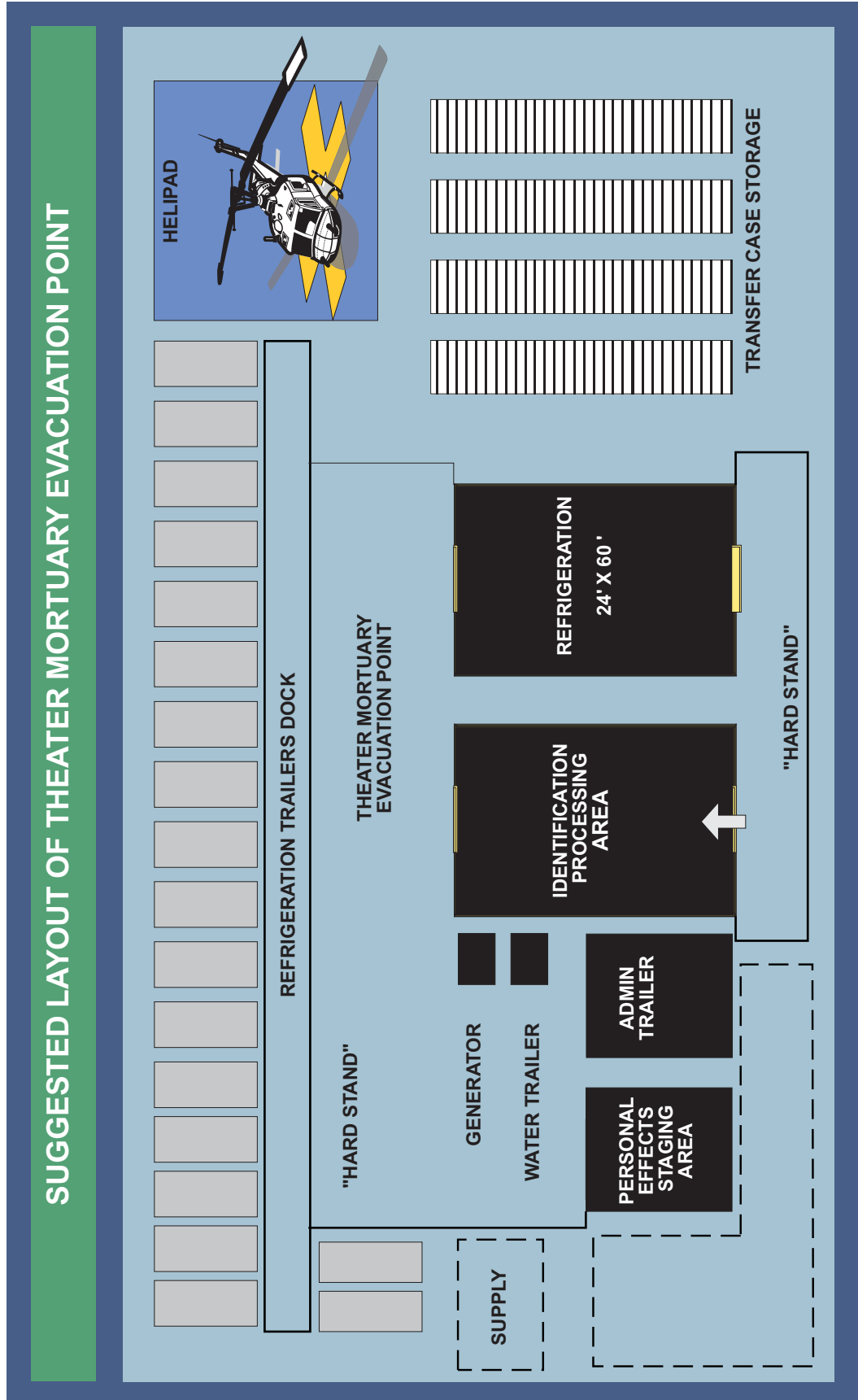


Figure VI-8. Suggested Layout of Theater Mortuary Evacuation Point

(3) Consider the supplies and services which a HN can provide when establishing and equipping a TMEP. Depending on the operational area and contractual agreements, the HN might be in a better position to provide support. Supplies and services often available through HNS include:

- (a) Office, communications, and publication supplies and equipment.
- (b) Medical and sanitation supplies and equipment.
- (c) Sanitation and waste disposal treatment and removal.
- (d) Refrigeration vans or trucks.
- (e) Commercial vehicles and materials handling equipment with drivers.
- (f) Bagged crushed ice delivery or equipment to produce ice.
- (g) Maintenance personnel.
- (h) Aircraft cargo loading specialists or laborers.

(4) TMEP personnel must remember the overall sensitivity of their mission when they use HN labor.

(5) A TMEP is structured into four sections. These sections are: receiving, processing, administrative, and evacuation sections.

(a) **Receiving Section.** Receiving section personnel must meet the driver or persons transporting the human remains and/or PE. The receiving clerk:

- 1. Obtains DD Form 1075 from driver.
- 2. Checks off human remains on DD Form 1075 as they are offloaded and ensures that the seal number on HRP matches evacuation tag and case file.
- 3. Signs for human remains and effects after completing an inventory with the driver.
- 4. Prepares two TMEP evacuation tags using a TMEP evacuation number, which is the same as an evacuation number with the exception that the CP number is replaced with TMEP and name.
- 5. Makes logbook entry (Figure VI-9) based on convoy list data and enters name data on TMEP case folder.

SUGGESTED FORMAT FOR THEATER MORTUARY EVACUATION LOGBOOK

LOGBOOK

OPERATING ORGANIZATION MAC/ARTMEP/1		THEATER MORTUARY EVACUATION POINT LOGBOOK LOCATION:							DATE OF REPORT 25 JAN XX	
EVAC TIME	DECEASED INFORMATION	EVAC DATE	TRANSFER CASE NO	MISSION NO	AIRCRAFT TAIL NO	DEPART TIME	DESTINATION	PROCESSING REMARKS		
NO RECEIVED	NAME, SSN, BRANCH OF SERVICE								DELIVERED BY: SSN: UNIT:	
									DELIVERED BY: SSN: UNIT:	
									DELIVERED BY: SSN: UNIT:	
									DELIVERED BY: SSN: UNIT:	
									DELIVERED BY: SSN: UNIT:	
									DELIVERED BY: SSN: UNIT:	
									DELIVERED BY: SSN: UNIT:	
									DELIVERED BY: SSN: UNIT:	
									DELIVERED BY: SSN: UNIT:	

Figure VI-9. Suggested Format for Theater Mortuary Evacuation Logbook

6. Enters location of human remains (e.g., processing tent, holding tent, or reefer trailer number) onto case folder.

7. Removes CP evacuation tags, places in case folder, and secures one TMEP evacuation tag to human remains and one to HRP.

8. Upon completion, gives case folder to processing section.

(b) **Processing Section.** The processing section uses a four station (inspection, processing, fingerprint, and QC) procedure to process the human remains. The processing leader receives the case folder from the receiving section and:

1. Verifies that all paperwork and evacuation tag numbers match human remains.

2. Verifies that DD Form 2064, DD Form 1380, or SF 600 listing a decedent is present. If no form listing a decedent is present, request a medical doctor from the nearest medical unit examine the human remains and complete a DD Form 2064, DD Form 1380, or SF 600. No human remains will leave the theater without a form reflecting a medically determined death.

3. Directs transfer of human remains from storage racks to the processing area.

(c) **Administrative Section.** The administrative section has responsibility for the decedent case file, establishment of the TMEP case file, and performs the following functions:

1. Receives case folder and paperwork from processing section, QC (station 4).

2. Makes Alpha card file.

3. Photocopies DD Form 2064/DD Form 1380/DD Form 1076/DD Form 565/SF 600 or other records that arrived with human remains. Places forms in TMEP case folder, which has been created for the files.

4. Calls air terminal operations center (ATOC) to determine flight schedules, flight time, and date. Informs them of how many pallets (e.g., 12 deceased to a pallet, five pallets to a C-130 aircraft, 12 pallets to a C-141, and 36 pallets to a C-5) are ready for shipment. Human remains should not be held longer than 24 hours. If a longer delay is projected, a flight diversion should be requested.

5. Obtains flight mission number, and estimated time of departure from ATOC and informs the shipping section leader.

6. Prepares transportation documents: DD Form 1384, “Transportation Control and Movement Document,” (see Appendix E, “Common Forms Used in Mortuary Affairs,” Figure E-11), DD Form 1387, “Military Shipment Label,” (see Appendix E, “Common Forms Used in Mortuary Affairs,” Figure E-12), and DD Form 1387-2, “Special Handling Data/Certification,” (see Appendix E, “Common Forms Used in Mortuary Affairs,” Figure E-13). Use date human remains will be evacuated on forms.

7. Places transportation documents and original decedent documents (e.g., DD Form 2064, DD Form 565) in case folder to be evacuated with human remains. Places photocopies of same in the TMEP case folder.

8. Takes case folder that is to be evacuated with human remains to the evacuation NCOIC.

9. Prepares and inputs required information into an automated system for barcode tag and radio frequency (RF) tag.

10. Transmits data to CONUS using the automated system.

11. Dispatches shipping priority message to message center within two hours after actual flight departure. Message, at a minimum, must be addressed to: USTRANSCOM, AMC at Scott AFB, Illinois; the destination military mortuary; and the JMAO.

12. Reviews and completes TMEP case folder. Case folder is to be filed sequentially using TMEP evacuation number.

(d) **Evacuation Section.** The shipping section’s primary functions are to prepare human remains for evacuation and transport human remains to the AMC transportation section for evacuation to CONUS. The evacuation section:

1. Receives human remains from QC (station 4) or from reefer.

2. Verifies that the case folder paperwork from administration matches human remains and human remains tags.

3. Places human remains into transfer case.

4. Gives transfer case serial number to administrative section for completion of transportation documents message/automation entry.

5. Secures human remains with tie-down straps in the transfer case.

6. Double seals case file in plastic slide closure bag and secures, with duct tape, to the inside top of transfer case.

7. Places bagged ice (approximately 40 pounds) in transfer case around human remains.

8. Secures lid to transfer case and puts on security seals.

9. Places one copy of DD Form 2064, DD Form 1380, or SF 600, protected in a plastic slide closure bag, in the document tube.

10. Places DD Form 1387 on top of transfer case at the “head end” approximately 6 inches from the edge (do not cover transfer case number).

11. Places DD Form 1387-2 (last copy) into plastic packing list and affixes to head end of transfer case under document tube.

12. Affixes barcode tags to head and foot end of the transfer case.

13. Palletizes transfer cases. (Maximum 12 per pallet.)

14. Places RF tag securely to the pallet.

15. Places cargo net and tie-down straps on or over cargo.

16. Lifts pallet onto truck.



Marine Honor Guard Placing Casket on Gravesite — Arlington National Cemetery.

17. Provides driver with copies of transport control movement document, DD Form 1387-2 for each human remains (one packet per pallet).

18. Delivers human remains to USAF flight line cargo section.

19. Turns over paperwork and human remains to USAF.

20. Ensures that cargo section signs for receipt of human remains.

(6) **PE Operations.** When the TMEP is tasked to handle PE, it processes the PE of deceased or missing personnel. Units are responsible for transporting pre-inventoried (with signed inventory form) and packaged PE to the TMEP.

(7) **CONUS Port-of-Entry Mortuary.** Dover AFB, Delaware, has the only CONUS port-of-entry military mortuary. It coordinates transportation for the deceased to the place designated by the PADD. Existing Armed Forces of the United States mortuaries and forensic laboratories are used to support MA operations. Additional facilities could be established if the situation warrants and capabilities permit.

(8) The arrival of human remains at any point is always an event filled with great emotion and care.

(9) **Arrival Preparation.** The human remains usually arrive at the ID location by aircraft. They will be in transfer cases and/or HRP. If necessary, initially load human remains into a temporary storage building or refrigerated vans. All equipment and facilities must be in place prior to the arrival of human remains.

(10) **Safety and Sanitation.** Handling or working around human remains in various stages of decomposition requires that strict health and sanitation procedures be established for the safety of all those involved. The potential for infection and/or the spread of contagious disease is always present. Therefore, all personnel handling human remains or working in the areas where human remains have been must always be safety conscious.

CHAPTER VII PERSONAL EFFECTS

“War drew us from our homeland in the sunlit springtime of our youth. Those who did not come back alive remain in perpetual springtime — forever young — and a part of them is with us always.”

Author Unknown

1. Introduction

This chapter specifies procedures for unit recovery, collection, inventory, and transfer of PE. It also details the collecting, inventorying, storing, and processing of PE of deceased and missing US personnel, and deceased friendly and adversary personnel through a PE depot. This includes PE of those personnel for which the Armed Forces of the United States are responsible.

2. General Guidance

a. **Procedures.** Disposition of PE includes the collection, receipt, recording, accountability, storage, and disposal of the PE of US military personnel, civilians under US military jurisdiction, personnel officially accredited to the Armed Forces of the United States, and all deceased persons for whom the US provides mortuary services. The handling of PE begins at the time of initial collection by representatives of the Armed Forces of the United States and extends to the time of receipt by the PERE, representatives of the host country, allied nation or until other disposition is made in accordance with applicable regulations.

b. **Geographic Combatant Commander’s Responsibilities.** The geographic combatant commander is responsible for the control and coordination of MA support. This includes PE support for all US military personnel, US noncombatants, and allied, coalition partner, and adversary personnel. PE of friendly personnel will be processed in accordance with standing agreements. In the absence of agreements, PE should be processed in the same manner as for US personnel. Processing of PE of deceased POWs should be in accordance with the Geneva Conventions. PE of other adversary dead will also be processed in accordance with the Geneva Conventions and should be evacuated to the theater PE depot. See articles 16 and 17 of the Geneva Convention for the Amelioration of the Condition of Wounded and Sick in Armed Forces in the Field. When arrangements are made to transfer PE to the host country or a friendly nation, commanders will maintain accountability records and provide information for all adversary or allied deceased for which they have responsibility.

3. Personal Effects

a. **Personal Effects on Human Remains.** When human remains arrive at the MACP, personnel should check for PE and organizational equipment that may be on the human remains. With as little handling as possible and extreme care not to damage any forensic evidence, do not remove personal effects from the body. Sentimental personal effects (e.g., rings, jewelry, religious medals) and other high value personal effects may be inventoried so long as these personal effects remain with the human



Navy Bugler Sounding "Taps."

remains. Only the AFME is qualified to determine if personal effects are or are not needed for ID. Unnecessary removal of personal effects may cause loss of forensic evidence. Do not cut open pockets. Do not remove organizational and government equipment from the human remains. Remove all classified material, unexploded ordnance, and weapons. Weapons are returned to the unit or turned in through normal supply procedures. Do not remove the ID tags and ID cards under any conditions. Keep them in the original location on the human remains where they were found at the time of recovery if there is no risk that they will become unsecured or lost. During graves registration and concurrent return programs, PE on human remains are shipped to the PE depot.

b. Personal Effects in the Unit Area

(1) Personal Effects

(a) During the graves registration program, PE of persons deceased or missing may be found in unit rear areas, storage points, hospitals, and other locations. These effects are collected, safeguarded, inventoried, and evacuated to the PE depot. The inventory should show the status of the individual as deceased, missing, or medical evacuee, as appropriate.

(b) When the concurrent return program is implemented, the unit's role in disposition of PE changes. The unit is responsible for gathering, inventorying, and evacuating the PE to the depot. The unit is responsible for sending a representative with the PE to conduct a joint inventory with depot personnel. In cases when the TMEP serves as an intermediary transfer point between the units in theater and the PE depot, the unit is responsible for gathering, inventorying, and packaging the PE. The unit should package PE in such a manner that the package will pass customs packaging requirements (e.g.,

no explosives, flammables, or contraband). The unit coordinates for packaging supplies through the appropriate unit supply channels. A barcode tag or label is placed on the outside of the package. The barcode tag or label has the following information written (burned) on it: “EFFECTS OF DECEASED/MISSING PERSON (NAME, GRADE, SSN, and ORGANIZATION OF DECEASED/MISSING SERVICE MEMBER and INVENTORY OF CONTENTS).” A copy of the inventory is placed on the inside and on the outside of the package. Once the PE is packaged, the unit arranges for transportation to the TMEP. The TMEP is responsible for coordinating the shipment of all packages to a CONUS based PE depot. However, it is important to note that the unit maintains responsibility for the contents inside all packages, since sealed packages will not be opened for a joint inventory at the theater evacuation point. If or when the package is found unsealed or open, a joint inventory by unit and TMEP PE representatives should be conducted immediately before the TMEP accepts the package. (**Note:** The unit appointed summary courts officer in theater will NOT contact or ship PE directly to the family.)

(c) During the current death program, it is the unit’s responsibility to coordinate final disposition of PE in accordance with applicable Service regulations.

(2) **Organizational Equipment.** All organizational clothing and equipment and other government property are returned through the unit supply chain once they have been released by the ME/C.

4. Personal Effects Depot

a. Introduction

(1) The handling of PE in a theater is based on the MA support structure which is in place. While the current death program is in effect, the unit is responsible for collecting, safeguarding, and final disposition of PE of deceased personnel. PE includes all personal items the individual owns at the time of death excluding government property. PE on the human remains are first processed for ID value at an MA facility prior to being turned over to the respective unit for disposition.

(2) When a PE depot is established, the need for the Service to handle the final disposition of PE is eliminated. The primary mission of the PE depot is to receive, safeguard, inventory, store, process, and make final disposition of PE for deceased and missing personnel. In addition, the PE depot must have necessary authority to determine the eligible recipient. When the PE depot is located in the operational area, the depot may process the PE of deceased allied, coalition partners, and adversary personnel that come into custody of the US military.

(3) When the TMEP is tasked to handle PE as an intransit transfer point, it processes it in the following manner. Upon arrival, TMEP personnel verify that packages are sealed and properly labeled with a barcode. A barcode tag is placed on the outside of the package. The barcode tag has the following information written (burned) on it: “EFFECTS OF DECEASED/MISSING PERSON (NAME, GRADE, SSN, and ORGANIZATION OF DECEASED SERVICE MEMBER and INVENTORY OF CONTENTS).” Personnel verify that the name on the barcoded package matches the name of the signed inventory sheet and annotate on the inventory sheet that the package was sealed

at arrival. The signing of the inventory sheet only certifies liability for the actual sealed package and not the contents inside the package.

(a) Establish a case file for each package of PE received. Assign an evacuation number for all packages pertaining to a particular individual. The evacuation number consists of three parts: a numerically sequential case number, the location of the TMEP, and the number of packages containing PE for the particular individual (Figure VII-1). Record the evacuation number on the case file and on all applicable inventory sheets and/or DD Form 1076 inside the file. Prepare and secure an evacuation tag to each package pertaining to a particular individual. Place a plastic packing list envelope on each package and place a copy of the inventory sheet for that package inside the envelope.

(b) Make the appropriate entries to the TMEP logbook and establish an Alpha card file for each individual. Use the TMEP logbook and alpha file as a reference for any inquiries and reports dealing with the handling of PE. Use computer automation to promote efficiency.

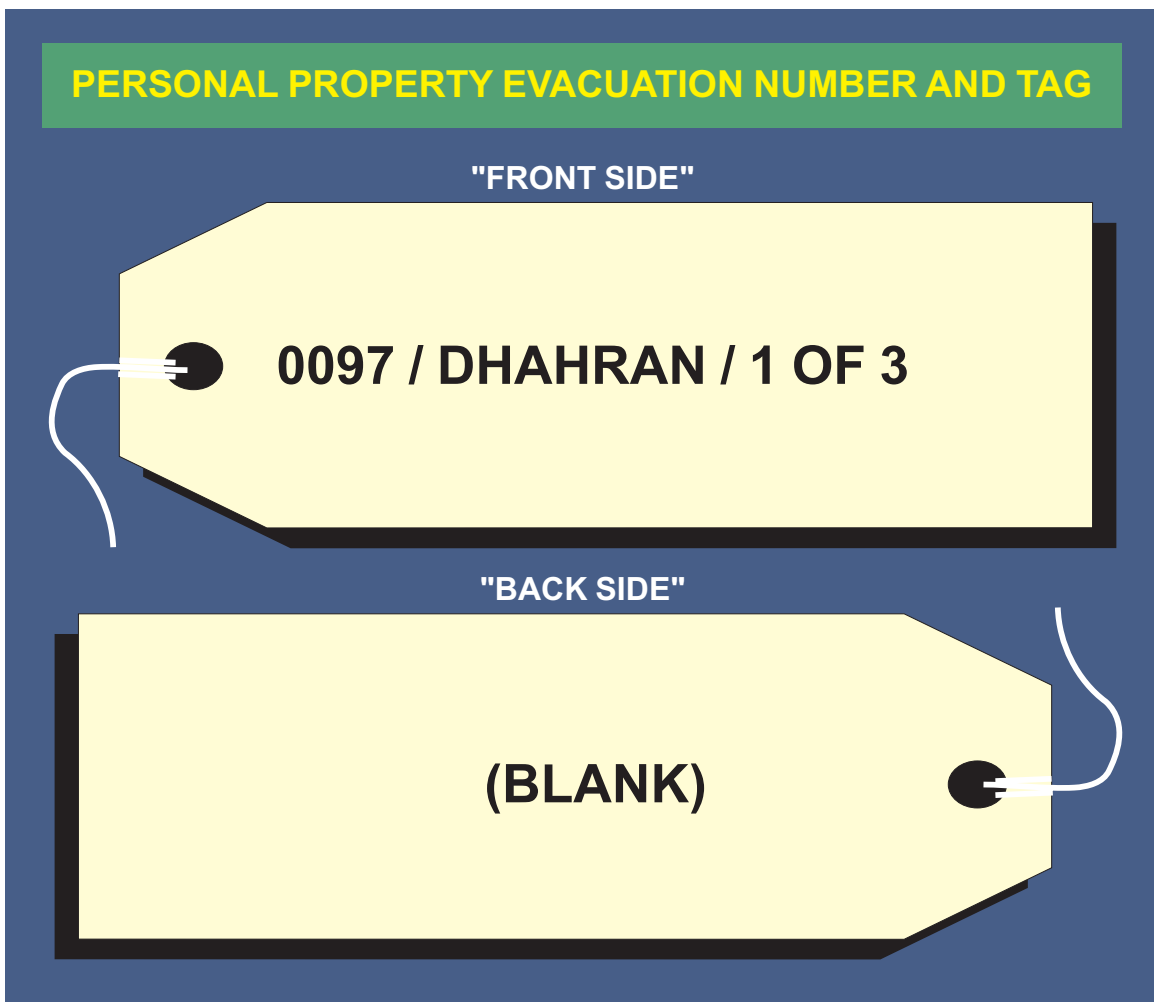


Figure VII-1. Personal Property Evacuation Number and Tag

(c) Secure all packages until transportation is coordinated to ship the packages to the PE depot. Initiate the required shipping documentation as determined by previous coordination with the appropriate transportation office. When transportation is to be by air, take the documentation to AMC transportation and coordinate for an aircraft. Prepare the packages for shipment by palletizing the packages on a 463L pallet. Coordinate for transportation to deliver all pallets to the AMC cargo section. Assign personnel to carry all required documentation to accompany the pallets. Upon arrival, the documentation is turned over to the AMC cargo section and a receipt is secured.

b. Flow of PE

(1) When the PE depot is located in the operational area, PE are forwarded to the depot from the following organizations or activities:

(a) Individual units and medical facilities (in case of death in a hospital).

(b) CP and TMEP.

(c) In theater mortuary when established. Organizations are responsible for including an inventory sheet listing all items being forwarded.

(2) In cases when the PE depot is not located in the operational area, the TMEP serves as the transfer point between the theater and the depot. Once again, organizations are responsible for generating the appropriate inventory documents prior to forwarding PE to the TMEP.

(3) Mortuaries that receive deceased personnel and their accompanying PE examine the effects for ID value. After examining the effects, the mortuary forwards the effects and accompanying inventory documents to the PE depot.

(4) From the PE depot, PE are shipped to the eligible recipient according to applicable Service regulations. Figure VII-2 illustrates the flow of PE from the theater to the eligible recipient.

c. Depot Operations

(1) A PE depot is structured into four main sections: receiving, administration, processing, and shipping sections. The primary functions for these sections are as follows:

(a) Receiving Section. Receive, account for, and store all PE.

(b) Administrative Section. Prepare and maintain all required reports and case files and provide administrative assistance to the summary court.

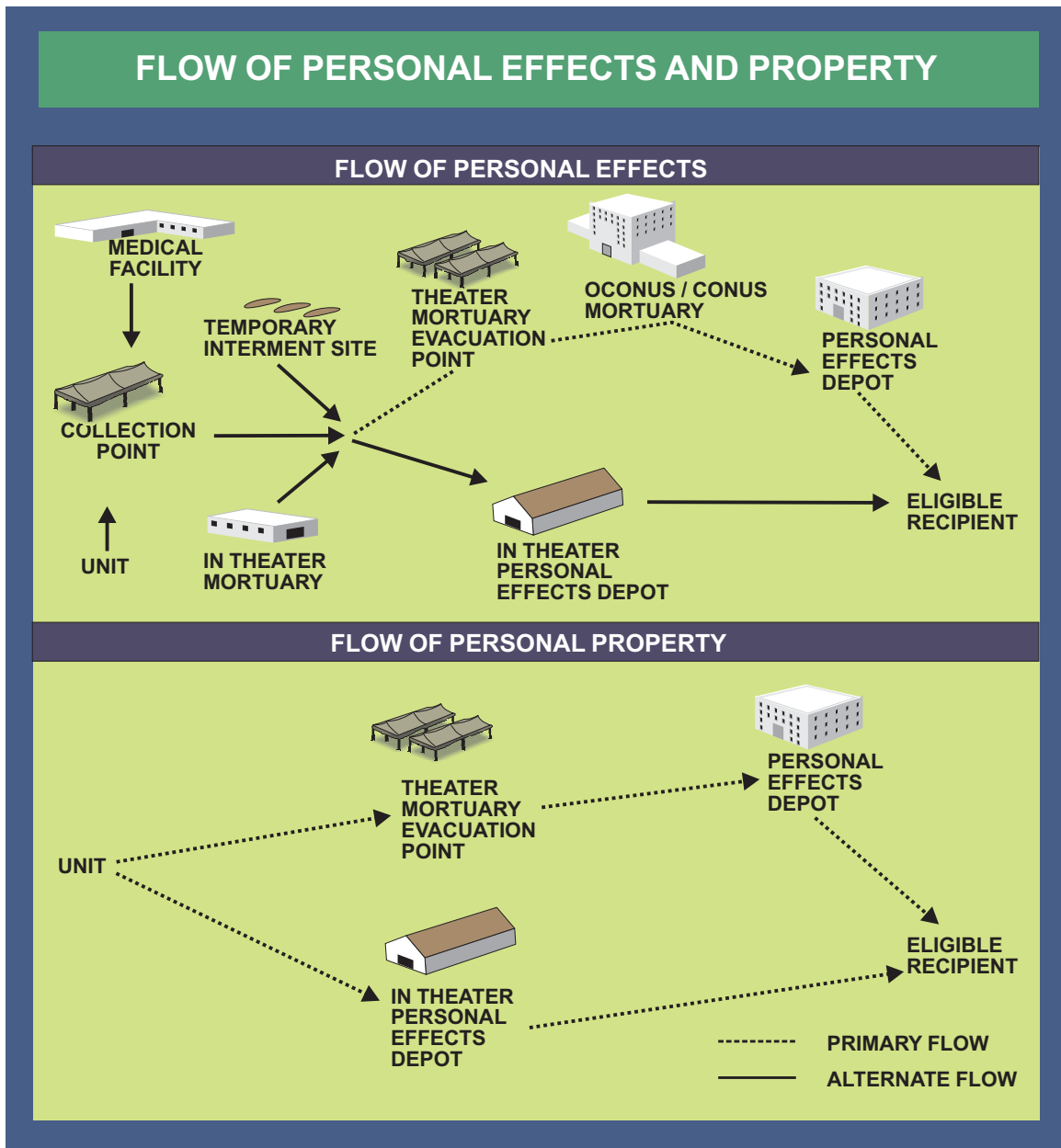


Figure VII-2. Flow of Personal Effects and Property

(c) Processing Section. Screen, clean, inventory, and package PE.

(d) Shipping Section. Initiate required shipping documents, coordinate for transportation, and prepare packages for shipment.

(2) The following planning factors should be considered when selecting a site and developing a site layout:

(a) Ability to establish separate areas for each section with sufficient space to accomplish its designed function.

(b) Ability to establish controlled drop-off and pick-up points.

(c) Ability to build or emplace storage bins or shelves.

(d) Ability to secure high dollar value items.

(e) Ability and facilities to clean PE.

(f) Ability to store oversized or bulky items.

(g) Ability to provide office space for outside agencies (e.g., finance, medical, legal, and criminal investigation) as appropriate. While there is no mandated layout for a PE depot, Figure VII-3 illustrates a suggested layout.

(3) **Receiving**

(a) When the PE depot is located in the operational area, personnel who operate the depot accomplish the following tasks:

1. Meet with organizational representatives.

2. Obtain all inventory sheets or DD Form 1076 from the unit representative.

3. Establish a case file for each individual.

4. Record the name, rank, SSN, and branch of Service of the individual on the top of the case file.

5. Conduct a joint inventory to verify and account for all items on the inventory sheets or DD Forms 1076.

6. Record any discrepancies on the inventory sheet or DD Form 1076 and initiate an investigation.

7. If the discrepancy cannot be resolved internally, turn the case over to the appropriate criminal investigation agency and continue to monitor progress of the investigation.

8. Obtain the correct casualty status of the individual for each package of PE.

9. Process the PE of deceased personnel for shipment to the PERE.

10. Store the PE until shipment to the PERE can be effected.

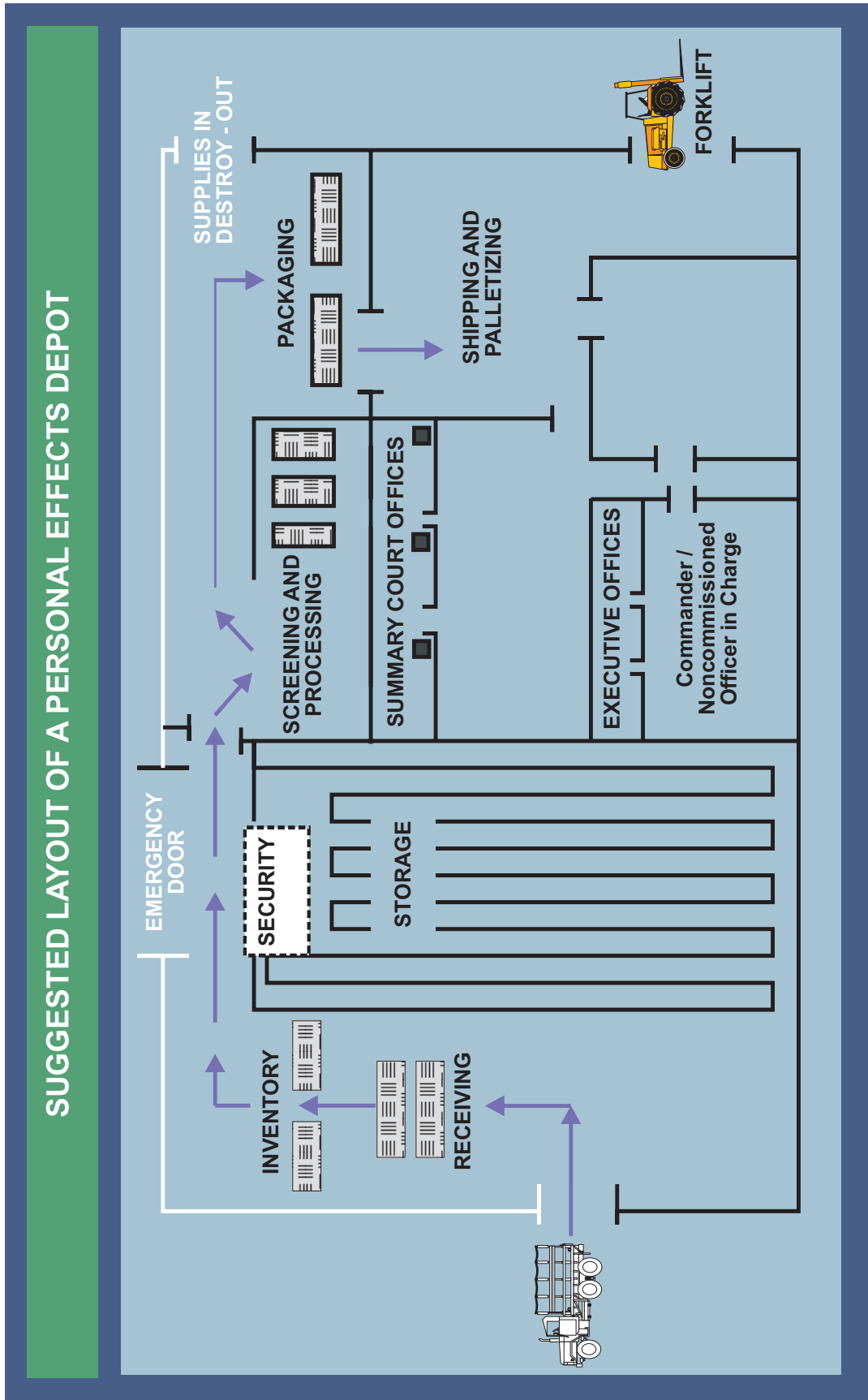


Figure VII-3. Suggested Layout of a Personal Effects Depot

(b) Upon completion of the inventory, place high dollar value items and official personal papers in an individual container and store in a safe or in a locked security cage. Convert both US and foreign monetary funds (in the amount of \$20 or more) to a US Treasury check. Store the treasury check with the rest of the high dollar value items for that particular individual. Place monetary funds of less than twenty dollars with the rest of the high dollar value items to be shipped. Place the remainder of the PE in an appropriate container and store in a controlled area. Annotate the location of all PE on the applicable DD Form 1076 or inventory sheet. Finally, forward the case file to the administrative section for filing until the processing section is ready to handle the case.

(c) Upon the receipt of PE, log the case in the PE depot logbook (Figure VII-4). Assign a case number for each case. The case number consists of a sequential number and the current year. Record the case number and PE depot name and location on all processing documentation and on all containers when the PE are packaged for shipment. In addition, personnel who operate the administrative section perform the following functions:

1. Maintain the original case files until disposition is made on the PE.
2. Maintain an internal copy of each case file to document all events pertaining to each case.
3. Monitor the status and request disposition instructions on the PE of missing personnel.
4. Initiate and monitor investigations pertaining to missing PE.
5. Request disposition instructions for oversized items of PE.
6. Coordinate the return of any multinational and adversary personnel PE that may in be the custody of the depot through command channels to the appropriate government.

(d) Provide administrative assistance to the summary court(s) in the depot. Coordinate with the appropriate Service's casualty and/or MA office to determine the PERE and to obtain disposition instructions for the PE. In addition, provide administrative assistance in completing the required summary court reports for the summary court's signature, according to applicable Service regulations.

(4) **Processing**

(a) Check the case file to determine the exact location of all PE for the individual. Locate and move all PE to a controlled processing area. Screen and re-inventory all items. During the screening, remove items of questionable sentimental or salable value for reviewing and determination by a summary court. In addition, remove items which may cause embarrassment (pornographic material or letters) or added sorrow if forwarded to the eligible recipient. These items include, but are not limited to, PE that are contaminated, mutilated, burned, blood-stained, damaged beyond repair, or unsanitary. Follow applicable Service regulations closely for guidance in the removal and destruction of the above-

SUGGESTED FORMAT FOR PERSONAL EFFECTS DEPOT LOGBOOK										
OPERATING ORGANIZATION MAC/ARTMEP/1		PERSONAL EFFECTS DEPOT LOGBOOK #1 LOCATION:							DATE OF REPORT 25 JAN XX	
EVAC	TIME	DECEASED INFORMATION	EVAC	TRANSFER	MISSION	AIRCRAFT	DEPART	DESTINATION	PROCESSING REMARKS	
NO.	RECEIVED	NAME, SSN, BRANCH OF SERVICE	DATE	CASE NO.	NO.	TAIL NO.	TIME			
									DELIVERED BY: SSN: UNIT:	
									DELIVERED BY: SSN: UNIT:	
									DELIVERED BY: SSN: UNIT:	
									DELIVERED BY: SSN: UNIT:	
									DELIVERED BY: SSN: UNIT:	

Figure VII-4. Suggested Format for Personal Effects Depot Logbook

mentioned items. Annotate all destroyed items on a certificate of destruction (Figure VII-5). Prepare a memorandum listing all items removed. Include the disposition of these items on the memorandum. Finally, clean and launder all items designated for shipment to the eligible recipient.

(b) Re-inventory and document all PE designated for shipment on DD Form 1076 or an appropriate Service form. Ensure that the correct status (deceased or missing) for the individual is entered on the inventory form. Place the new and original inventory documents along with any certificates of destruction, memorandum of items withdrawn, and any other documentation in the case file. Ensure that a copy of all items in the case file is made for internal records. Place oversized items back in storage until disposition instruction can be obtained.

(c) The summary court assigned to the case oversees the processing and inventory operations according to the applicable Service regulations. It is the final authority in determining if any items are to be withdrawn, destroyed, or held from shipment. This court also verifies for accuracy and signs all processing documentation.

(5) Storage and Shipping

(a) Prepare the PE for shipment by completing the following:

1. Select proper size containers for shipment.
2. Line all containers with packing material.
3. Coordinate for a customs inspection to coincide with the actual packing of PE.
4. Wrap all items that may become damaged in shipment.
5. Place items in the container in reverse order from that appearing on the inventory to allow for the unpacking of the items in the order shown on the inventory.
6. Place a copy of the inventory inside on the top of the PE prior to closing the container.
7. Close and seal the container for shipment.

(b) After the containers are closed and sealed, label the containers with a barcode tag. The barcode tag will include the following information written (burned) on it: “EFFECTS OF DECEASED PERSON” or “EFFECTS OF MISSING PERSON” and the name, rank, SSN, and status of the particular individual and inventory of the contents. Verify that the status on the container matches the status shown on the inventory documents. Attach a plastic packing list envelope inside each container.

SUGGESTED FORMAT FOR CERTIFICATE OF DESTRUCTION						
Evacuation number/case number 101-94/ar54THQMCO/TMEP1						
Date 10/02/03						
THE FOLLOWING ITEMS OF PERSONAL EFFECTS/PROPERTY HAVE BEEN DESTROYED FOR THE REASON(S) INDICATED.						
Name of Deceased Last, First, MI	Grade/Rank	SSN	DATE & PLACE OF DEATH			
Pilot, Pat D.	O5	440-44-2581	Riyahd, Saudi Arab			
ITEMS	CONTAMINATED	BURNED	SOILED	UNSANITARY	DAMAGED	REMARKS
Jacket, Desert Camou	X		X	X		Bloody
Trousers, Desert Camou	X		X	X		Bloody
Boots, Tropical	X		X	X	X	Bloody
Helmet, Kevlar	X				X	Crushed
Undergarment (shorts)			X	X		Bloody
Undergarment (T-shirt)			X	X		Bloody
WITNESS:	Sam E. Doe	DESTROYING OFFICER:		Mike O. Riley		
	SAM E. DOE			2LT MIKE O. RILEY		

Figure VII-5. Suggested Format for Certificate of Destruction

(c) The assigned summary court supervises the packing and shipment operations to include:

1. Verifying the contents packed against the inventory sheet for accuracy.
2. Verifying that all items are packed in a professional manner according to applicable Service regulations.
3. Ensuring that containers are securely sealed and in good working order upon completion of packing.
4. Ensuring that proper labels and shipping documents are placed on the container.
5. Verifying that the items are shipped to the eligible recipient at the correct address for the recipient.
6. Ensuring that the containers are shipped on a government bill of lading or by registered or insured mail.
7. Ensuring that disposition instructions are requested and implemented for oversized items.
8. Completing all required reports and correspondences with the eligible recipient according to the applicable Service regulations.

(d) Complete the required shipping documents based on previous coordination with AMC transportation personnel and coordinate for an aircraft. Palletize the containers and arrange to transport the pallets to the AMC cargo section. Send a representative with the pallets to the AMC cargo area. Upon delivery of the pallets, have the representative obtain a signature on the AF Form 127, "Traffic Transfer Receipt," from the AMC cargo representative.

5. Accountability

An inventory will be conducted by the person delivering and receiving a deceased person's PE whenever the custody or control of the PE is transferred. A receipt will be provided to any person delivering PE to the PE depot. The receipt provides a chain of custody, establishes an inventory of items, and documents the acceptance and release of responsibility for PE. (**Note:** An escort will deliver PE of high value and sentimental value [e.g., watches, rings, jewelry] to the PERE.)

Intentionally Blank

CHAPTER VIII

DECONTAMINATION OF HUMAN REMAINS AND PERSONAL EFFECTS

*“They went with songs to the battle, they were young,
Straight of limb, true of eye, steady and aglow.
They were staunch to the end against odds uncounted,
They fell with their faces to the foe.
They shall grow not old, as we that are left grow old;
Age shall not weary them, nor the years condemn.
At the going down of the sun and in the morning
We will remember them.”*

SOURCE: Laurence Binyon From the poem “For the Fallen”

1. Introduction

a. This chapter outlines the procedures for decontaminating human remains and precautions to protect personnel involved in recovering and processing contaminated human remains. It identifies responsibilities of combatant commanders and the Service component commanders as well as the procedures required to establish and operate a MADCP. The guidance in this chapter is the general procedures for safely decontaminating most contaminated human remains and PE. These are the general procedures to be followed.

b. In no way is this document meant to replace the involvement of CBRN experts in the decontamination process. It serves as a guide that can be tailored for each individual event. Subject matter experts will always need to be involved in these processes. In the case of a CBRN event, both military and civilian experts from the medical, chemical/biological/nuclear science community, and public health service will be consulted. The Centers for Disease Control and Prevention (CDC), US Army Chemical School, US Army Research, Development, and Engineering Command (RDECOM) and the Office of Emergency Response Coordinator have reviewed these procedures and concur that, with technical experts monitoring the process, the procedures outlined in this chapter are effective and will render the human remains safe for transport into the US, and for release to mortuaries. These procedures do not discuss or establish parameters for invasive procedures (autopsy and embalming) once the human remains have left the theater.

c. No human remains leave the theater until they are safe for handling and return to the US. In order to follow the national policy of returning all human remains to the PADD, the contaminated human remains of US personnel must be effectively decontaminated. These procedures minimize the risk of personnel who come into contact with the human remains. Special attention should be paid to safety and sanitation. When a CBRN event occurs, there is a very high probability that many of the deceased personnel have been exposed to contaminating agents. At the time of recovery, trained CBRN personnel determine if a hazard exists. If a CBRN hazard cannot be determined on an individual basis, all human remains within the affected area are treated as contaminated.

2. Mortuary Affairs Decontamination Collection Point Operations

a. A MADCP may become operational whenever the threat of CBRN warfare exists. The JMAO acts as the theater central point of coordination for this operation. The handling of contaminated human remains is a three-phase process consisting of the following:

(1) Recovery from the place of death by MADCP personnel, where decontamination and field verification occur.

(2) Movement to the MADCP QC station, where a second verification check is made using specialized monitoring equipment. Positive verification of decontamination must be made prior to shipment of human remains out of theater.

(3) Final verification within the theater and upon arrival at a CONUS military mortuary, prior to preparation of the human remains.

b. In operations where the scale of contaminated human remains does not warrant the employment of a MADCP, personnel from the nearest MACP are tasked to decontaminate and evacuate human remains. The MACP decontaminating and processing team reports to the tasking POC and follows the procedures outlined in paragraph 12, “Safety and Sanitation.”

c. The JMAO determines the number of equipment sets required to support MADCP operations and requests immediate delivery of the pre-positioned sets in theater to the operational area. The JMAO also coordinates for personnel to operate specialized monitoring equipment required to operate the second QC and verification step at the theater QC station.

d. The EA for theater MA support, in coordination with the JMAO, develops a plan to establish the necessary task force to:

(1) Support the MADCP.

(2) Position the necessary equipment.

(3) Provide additional guidance and support for the decontamination operations.

e. The lead Service for theater MA support, in coordination with the JMAO, authorizes pick up of equipment necessary to support MADCP operations. This equipment is picked up by the MA company task force and moved to a location adjacent to the contaminated area.

3. Responsibilities

Geographic combatant commanders are responsible to search, recover, tentatively identify, and evacuate human remains from their AOR. They must ensure that the proper resources and management are provided for this mission. Commanders at this level must coordinate the use of



Coast Guard Honor Guard Removing Flag from Casket.

available MA and CBRN assets to support an entire operational area. Component commanders ensure that the support requirements described below are fulfilled.

a. **Training.** All personnel assigned to the MADCP must be trained according to these procedures. They must be skilled in the use of the equipment, safety, and sanitation procedures and, above all, CBRN protective measures.

b. **Staffing.** Special personnel requirements exist for the operation of a MADCP. The MADCP is task-organized. The geographic combatant commander establishes the MADCP force using organic MA and CBRN decontamination personnel. The theater MA unit is the operational element. CBRN and medical specialists are augmentees attached to the task force from supporting units. Military occupational specialty immaterial personnel may be tasked from any unit or activity.

c. **Equipment.** The MADCP has specialized equipment which is maintained as a MADCP kit. MA units perform the human remains decontamination mission and maintain the equipment. Equipment not in the MADCP kit is obtained from in theater assets prior to deployment of the MADCP. Early ID by MA units assigned the MADCP mission assists in planning for stocking supplies and equipment. The MA operational commander fills shortages resulting from operation of the MADCP. The MADCP uses collective protection and requires personnel to wear commercial off the shelf protective gear. The personal protective equipment (PPE) employed meets the toxic industrial material protection equivalent to Level A to C. The Level C PPE consists of material that is discarded after each use. The Level C protective mask is a battery operated (6 hours) powered air purifying respirator that does not require a

“fit test” or seal. The Level A suit is reusable and employs a self-contained breathing apparatus providing 4 hour operational time based on normal air tank utilization.

d. **Guidance.** The geographic combatant commander establishes and publishes in the appropriate OPLANs guidance on the employment and operation of the MADCP.

e. **Command and Control.** The MADCP should be under the operational control of the theater lead Service for MA. The MADCP follows command-established MA reporting channels.

4. Planning Considerations

Component and subordinate commands must develop support plans to implement MADCP operations. They should integrate the support plan into an existing OPLAN. A separate letter of instruction or SOPs may be developed as well. The areas to consider when planning MADCP operations are:

a. **Capabilities.** For planning purposes, 30-48 human remains can be processed during a 12-hour period for each MADCP site.

b. **Supplies and Equipment.** Supplies and equipment arrive in the theater with MA units. Since some items necessary for the operation of the MADCP are not in the MADCP kit, prior planning is essential for the replenishment of supplies and equipment.

c. **Personnel.** Figure VIII-1 shows the required personnel for the operation of the MADCP. These personnel must be thoroughly trained in CBRN operations and the use of personnel protective measures. Operational personnel should be from the Army MA units; however, the requirement may be filled by personnel from other Services that have different codes for specialties.

d. External Support

(1) **Transportation.** Planners should consider dedicated transportation assets to reduce confusion and avoid the spread of contamination. Equipment used to evacuate human remains to the MADCP must be decontaminated prior to leaving the MADCP site.

(2) **Engineer Support.** Engineer support is required to prepare the MADCP site, which may include a sump. Coordinate for engineer support through the logistics channels.

(3) **Communications.** Three laptop computers, wireless network capable, for transfer of information between the dismount, reception and release stations. Communications equipment is imperative in this operation because this mission must be isolated from others.

(4) **Decontamination.** Personnel support is required after completion of the mission. Detailed troop decontamination (DTD) takes approximately one hour. The MADCP site will

PERSONNEL REQUIRED FOR THE MORTUARY AFFAIRS DECONTAMINATION COLLECTION POINT			
QUANTITY	PAY GRADE	TITLE/JOB	STATION
1	03/02	Mortuary Affairs Officer, Officer in Charge (OIC)	Release
1	E7	Mortuary Affairs Specialist, Noncommissioned Officer in Charge (NCOIC)	Dismount
1	E6	Mortuary Affairs Noncommissioned Officer (NCO)	Dismount
4	E1-4	Mortuary Affairs Specialist	Dismount
1	E5	Chemical, Biological, Radiological, and Nuclear (CBRN) NCO	Reception
4	E1-4	Mortuary Affairs Specialist	Reception
1	E5	Station CBRN NCOIC	Wash/Rinse
5	E1-4	Mortuary Affairs Specialist	Wash/Rinse
1	E5	Mortuary Affairs NCO	Wash/Rinse
2	E1-4	Mortuary Affairs Specialist	Holding/Detection Quality Control (QC)
1	E6	NCOIC/Chemical NCO	Holding/Detection QC
4	E1-4	Mortuary Affairs Specialist	Hermetic Seal/QC Station
1	As Appropriate	Minicam Operator/Reader	Hermetic Seal/QC Station
1	E5	Mortuary Affairs NCO	Release Station
4	E1-4	Mortuary Affairs Specialist	Release Station
1	E6	Medical NCO	Release
1	E5	Medical NCO	Release
34 (Total)			

Figure VIII-1. Personnel Required for the Mortuary Affairs Decontamination Collection Point

require a complete detailed decontamination by a CBRN decontamination unit. The MADCP is capable of self-decontamination if the mission dictates, but the preferred method is DTD.

(5) **Security.** Plan for security personnel to protect against adversary action and/or to prevent unauthorized personnel from entering the MADCP operational area.

(6) **Medical Support.** Medical support is necessary for MADCP personnel, not only for combat-related injury but for occupational hazards resulting from working in such an environment. Medics will be assigned to the MADCP task force to provide this support.

(7) **Maintenance.** Maintenance support should be provided by nearby DS or GS maintenance units.

(8) **EOD Support.** EOD support is required to clear unexploded ordnance which is removed from the human remains and the work site. Coordination should be made to have EOD personnel available to support this operation.

(9) **Life Support and/or Personnel Services.** MADCP personnel should be supported by the nearest unit for subsistence, laundry, bath, and billeting.

5. Site Selection

A MADCP kit may be pre-positioned to support an operational sector in anticipation of the need to process contaminated human remains or deployed to support a known contaminated area. Proximity to the contaminated area or the sector to be supported is the primary factor for site location, followed by environmental and terrain considerations. The MADCP site should be located upwind of the contaminated area. CBRN staff should be consulted in picking a MADCP location, as they can advise on expected flow of contamination.

a. **Environmental Considerations.** Factors to be considered are the runoff of contaminated water and the proximity to a populated area (civilian or military). Restoration of a MADCP site is not an MA concern; detailed decontamination site clearing may have to be accomplished by chemical company units. CBRN staff and local governments will have to decide when to declare an area safe for reentry.

b. **Terrain Considerations.** Natural concealment and shading, such as small hills, sand dunes, buildings, and trees, are ideal factors when planning to locate the MADCP. Proximity to a good road network and availability of landing zones and airfields is also important.

6. Facility Layout

The layout of the MADCP follows a strict configuration to ensure that no steps in the decontamination process are overlooked. The site should be protected by security personnel with access at the dismount and release points. CBRN markers are employed around the entire MADCP perimeter. Figure VIII-2 shows the suggested hotline layout of the MADCP. The clean-side of the hot line should be located upwind of the contaminated area. The processing line (from dismount point to detection point) should be in a straight line parallel to the wind direction. This will reduce the hazard of vapor contamination of the clean area.

SUGGESTED MORTUARY AFFAIRS DECONTAMINATION COLLECTION POINT LAYOUT

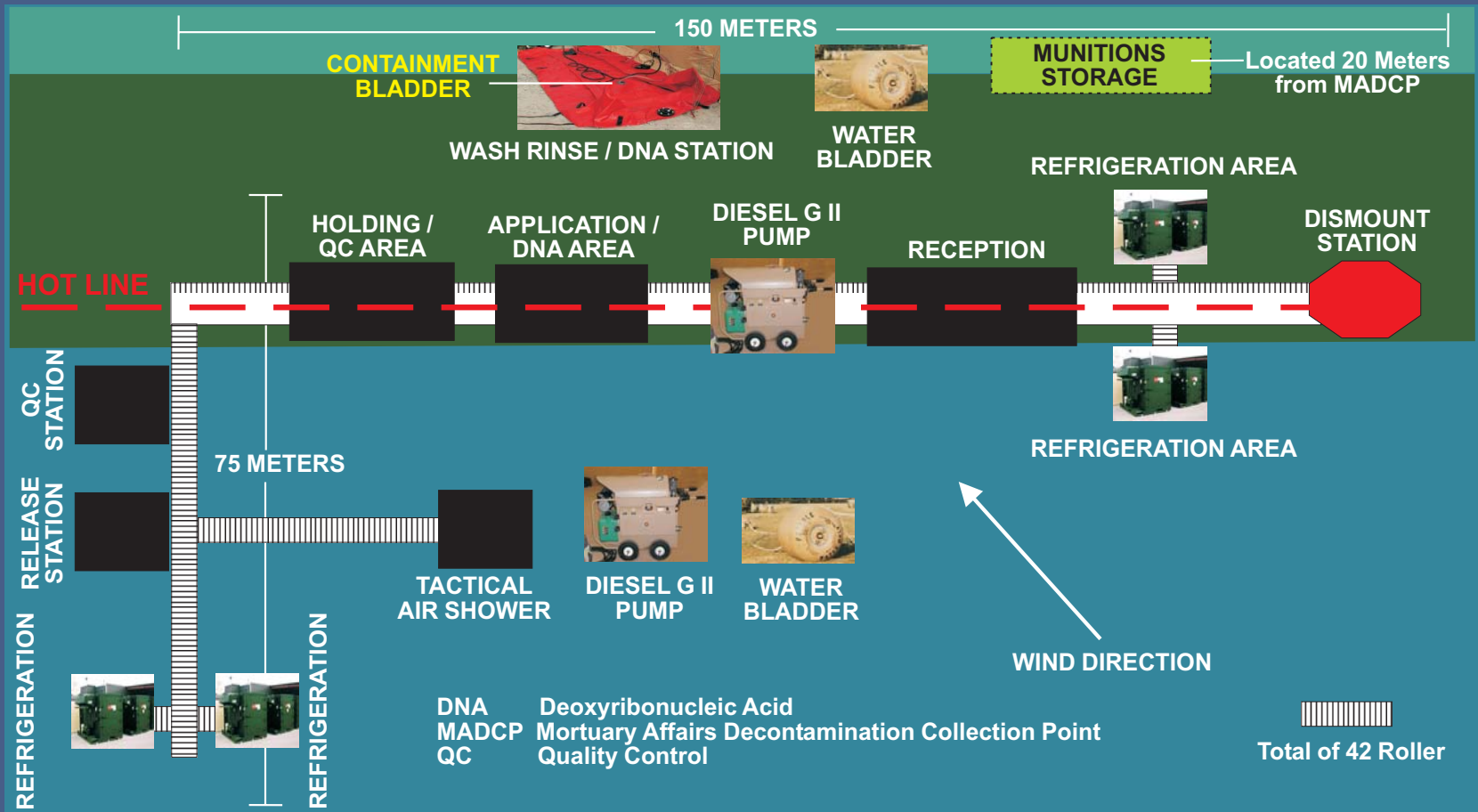


Figure VIII-2. Suggested Mortuary Affairs Decontamination Collection Point Layout

a. The layout sequence is as follows:

- (1) Dismount point.
- (2) Reception station.
- (3) Wash/rinse station.
- (4) Hermetic seal/QC station.
- (5) Release station.

b. The MADCP is approximately 150 meters long and 75 meters wide. These dimensions can be increased or decreased as needed.

7. Chemical Decontamination Operations

This paragraph describes the operation of a MADCP, station by station, when chemical contamination is present. Surface decontamination procedures of biological agents and the removal of radiological contamination are similar but do have some differences. They are discussed in more detail in paragraphs 8 and 9. Contamination monitoring and test equipment used is dependent on the type of contamination. CBRN staff will have to determine the type of agent(s) used and the appropriate monitor and/or test equipment needed for a particular contamination. In the event that more than one type of contamination exists, first conduct chemical decontamination and then any other required steps as listed in paragraphs 8 or 9. Human remains and PE flow through the MADCP in a specific sequence to complete decontamination and ensure accountability. When the human remains and PE reach the final stage of processing, QC checks are made to ensure the effectiveness of the process.

a. **Dismount Point.** The dismount point is the point of delivery for contaminated human remains. It is located outside the MADCP perimeter, in close proximity to the holding area. Human remains which are not contaminated are processed through normal CP channels; they are not accepted at the MADCP.

(1) Personnel

- (a) MA noncommissioned officer (NCO), E7, one each.
- (b) MA NCO, E6, one each.
- (c) MA litter bearers, four each.

(2) **Duties.** The duties of personnel at the dismount point are described below:

(a) MA NCO (E7). Serves as NCOIC of the dismount point and supervises all aspects of the MADCP operation.

(b) MA NCO (E6). Establishes the automated case file, assigns evacuation number to each human remains and makes entries on an automated DD Form 1077 within the automated case file. Enters evacuation number on a metal tag and attaches the tag to the human remains. Ensures that any unused munitions, such as grenades or small arms, are placed in the munitions holding area. This is a sandbagged area at least 20 meters from any processing area. If any unexploded ordnance is found, EOD personnel will be called. Ensures that all human remains are handled with dignity and respect. Takes actions required to ensure that human remains are moved efficiently through the process. Ensures that refrigerated containers are maintained between 34 and 37 degrees Fahrenheit (1 and 3 degrees Celsius) and that proper preventive maintenance is performed daily.

(c) MA Litter Bearers. Receive human remains from the delivering organization. Assist in offloading the vehicle if necessary. Remove unused munitions and place them in the munitions storage area. Move human remains to the designated holding area or reception station as directed by the MA NCO.

(3) **Procedures.** The driver and the assistant driver of the evacuation vehicle unload the human remains and PE. The MA NCO establishes the automated case file, assigns an evacuation number and records information on the automated DD Form 1077. The evacuation number is written on a metal tag and tied to a boot or foot, if present, of the human remains. Human remains are then placed on a litter, strapped down, and moved to the holding area where they are placed in refrigerated storage. If the reception station is free of human remains, the first human remains are taken directly there. The remainder are placed in the holding area.

(4) **Equipment.** Equipment quantities will vary, but they are based on a 300 human remains requirement. Items and quantities are as follows:

- (a) Tent, Drash (14 X 20), one each.
- (b) Screen, latrine, three each.
- (c) Desk, field, one each.
- (d) Chair, folding, five each.
- (e) Litter, 150 each.
- (f) Roller conveyors, six (16 foot sections) each.
- (g) Stand/litter, 20 each.

(h) HP4DL, 8 ton environmental control unit (ECU), 20 kilowatt (kW) generator set with ducts. (**Note:** This unit provides heating and cooling for the dismount, reception, and wash/rinse stations.)

(i) Clipboard, 9 by 12, five each.

(j) Laptop, wireless local area network (LAN) capable, waterproof, one each.

(k) Flashlight, three each.

(l) Book, memo, two each.

(m) Lantern, gasoline, one each.

(n) Telephone, TA 1035, one each.

(o) Back belt, five each.

(p) Tags, metal with ties, 500 each.

(q) Scribe, metal, hand held, 10 each.

(r) Level A suit with 4-hour self-contained breathing apparatus (lightweight), two each.

b. **Holding Station.** This is a holding area at which human remains await processing at the reception station.

(1) **Personnel.** No personnel are allocated for this station.

(2) **Procedures.** Human remains are brought here from the dismount station and should remain in refrigeration until moved to the reception station. This station is used to keep backlog out of the processing areas. As human remains are taken from the holding area, they are placed on a spine board which is placed on the roller conveyor. Human remains may then be moved easily on the roller conveyor system.

(3) **Equipment.** Equipment is as follows:

(a) Four each, container, refrigerated 8x8x20 feet, with litter racks.

(b) Six roller conveyors (16 foot).

(c) 30 litters.

(d) 12 litter stands.

(e) Spine board, olive drab green, chemical resistant 30 each.

c. **Reception Station.** Here the human remains are prepared for decontamination. Human remains are brought to the reception station on a spine board and rolled on the roller conveyor. Recommended reception station layout is shown in Figure VIII-3.

(1) **Personnel.** Reception station personnel are as follows:

(a) CBRN NCO, E6, one each.

(b) MA Specialist, E1-4, four each.

(2) **Duties.** The duties of personnel at the reception station are described below:

(a) CBRN NCO. Supervises all activities of station operation. Supervises the removal and disposal of clothing and equipment and ensures proper protective posture is maintained during processing. Ensures the proper work and rest cycle is maintained and that rehydration policies are followed. Provides guidance on care and operation of the various monitoring and/or detection devices and/or kits, and ensures that proper operating procedures are followed. Ensures efficient flow of human remains through the station.

(b) Effects and Human Remains Handler 1. Removes clothing, equipment, and PE from the human remains. Inspects clothing and equipment for ID media and describes PE and other ID media to the recorder. The recorder inputs data in the automated case file. Places contaminated PE in a plastic bag and gives it to a litter bearer. Reattaches the metal tag to human remains. Places equipment and clothing in hazardous waste containers.

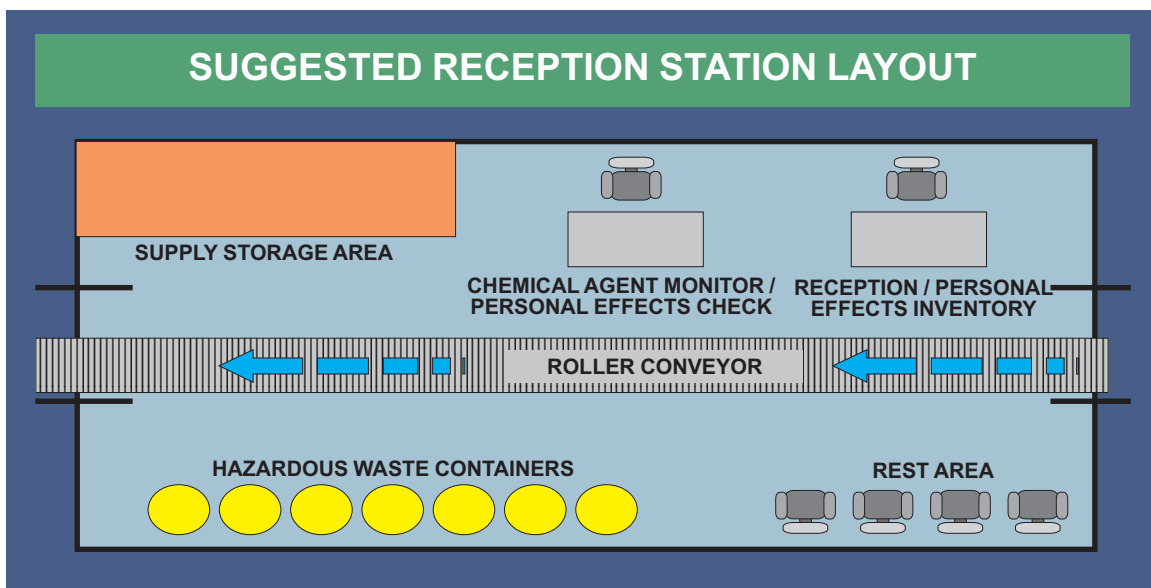


Figure VIII-3. Suggested Reception Station Layout

(c) Effects and Human Remains Handler 2. Records PE on automated DD Form 1076. Ensures all data is recorded on the automated DD Form 1076 as part of the automated case file. Move human remains and PE from holding area to reception station. Ensure that human remains are positioned on the litter to allow rolling on the conveyor system. Move the human remains and PE to the wash and rinse station when processing is complete. Give contaminated PE to the wash and rinse station MA specialist.

(3) **Procedures.** A team of two personnel inventory the PE. The MA specialist removing the PE calls out the effects to a second MA specialist, who records them on an automated DD Form 1076 within the automated case file. They cut open all pockets to ensure that they recover all effects. They cut off all clothing for ease in removal. ID tags found around the neck are left on the human remains. The metal tag with the evacuation number is reattached to the human remains. Because of the “wicking” effect of clothing and other porous items (such as wooden splinters), all visible fragments of clothing or foreign debris or similar substances are removed from wounds. All PE are checked with the appropriate monitor and/or test kit device for chemical contamination. Effects which test negative are placed in a plastic bag along with a tag with the evacuation number on it. Durable PE (such as watches or rings) which test positive are also placed in a plastic bag with an evacuation number tag. Nondurable items which test positive are entered on an automated certificate of destruction and placed in the contaminated waste barrels with all contaminated clothing and equipment. The MADCP, NCOIC or OIC signs this certificate when printed at the release station. The certificate of destruction becomes a document in the human remains’ automated case file. Items of intelligence value are placed in a plastic bag, tagged with the same evacuation number as the human remains, and set aside. An intelligence officer is contacted to determine proper disposition of the items. A check is made to ensure that the evacuation number tag is still attached to the human remains. As soon as clothing is removed and PE inventoried and cared for, the PE which has not been removed for destruction and the case file are given to the MA litter bearer who hand carries them to the next station with the human remains. To ensure the proper dignity and respect due the human remains, private areas are kept covered during processing.

(4) **Equipment.** Equipment is as follows:

- (a) Tent, Drash (14 X 20), one each.
- (b) Light, Bruce, four sets.
- (c) Strap assembly (for light system), one set.
- (d) HP4DL, 8 ton ECU, 20 kW generator set with ducts, shared.
- (e) Scissors, bandage, 15 each.
- (f) Scissors, heavy-duty, 15 each.
- (g) Bag, plastic, self-sealing, 500 each.

- (h) Drum, hazardous waste, 20 each.
- (i) Table, field, two each.
- (j) Laptop, wireless LAN capable, waterproof, one each.
- (k) Chair, folding, five each.
- (l) Roller conveyors, seven each.
- (m) Back belt, two each.
- (n) Tags, blank with string, 500 each.
- (o) Spine boards, 10 each.

d. **Wash and Rinse Station.** On arrival at the station, the MA litter bearers move the human remains to the wash and rinse tent. The human remains are left on the spine board and roller conveyors. Recommended layout is shown in Figure VIII-4.

(1) **Personnel**

- (a) Station CBRN NCO, E5, one each.
- (b) MA NCO, E5, one each.
- (c) MA specialist, E1-4, four each.

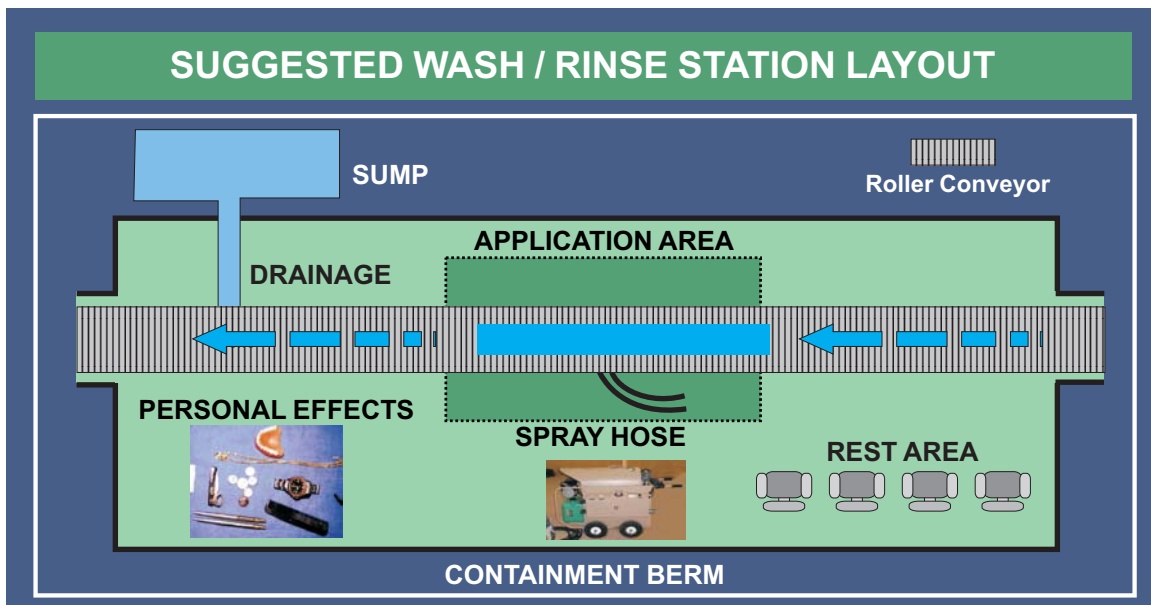


Figure VIII-4. Suggested Wash/Rinse Station Layout

(2) **Duties.** The duties of personnel at the wash and rinse station are described below:

(a) Station NCOIC. Supervises all activities of the wash and rinse station. Ensures efficient flow of human remains through the station. Ensures that human remains are washed, rinsed, and drained properly.

(b) MA NCO. Ensures automated case file is accurate and PE accompany each human remains during movement. Maintains security over PE. Monitors the wash and rinse process, maintaining accountability over each human remains. Ensures that human remains are handled with dignity and respect at all times.

(c) Human Remains Handlers. Assist in decontamination process by positioning and washing human remains. Brush human remains during wash. Move human remains and PE to the detection/QC station.

(d) Station Operators. Operate spray device.

(3) **Procedures.** The MA litter bearers escorting the human remains give all PE to the MA NCO. The human remains are sprayed with soapy water. Then the entire human remains are washed with a sponge. Personnel must be sure to wash between the legs and under the arms, and pay particular attention to the hair, eyes, mouth, and ears. The human remains must be rolled on the side to ensure that they are completely washed. When this is completed, the human remains are sprayed with a sodium hypochlorite solution. A sponge or soft-bristle brush is used in conjunction with the spray. (Again, the human remains will have to be rolled on the side to brush the back portions.) Particular attention must be paid to hair, scalp, pubic areas, and fingernails. A moderate pressure spray is used. The spray is directed into wounds, the mouth, and nostrils. The sodium hypochlorite solution must be in contact with the human remains for at least five minutes prior to washing off. Finally, a clear water rinse is used to remove the residue from the human remains. The spine board must be cleaned and decontaminated in the same manner as the human remains. Run-off is captured in a containment berm underneath the tent. The containment berm encompasses the circumference of the tent. The run-off is pumped into a containment bladder for later disposal or a sump may be used. The sump is lined with a CBRN protective cover to prohibit seepage into the ground. The contaminated PE is decontaminated in the same manner as the human remains. PE is placed in a clean zip closure plastic bag after decontamination and moved with the human remains. A tag with the human remains' evacuation number on it is placed in the zip closure plastic bag with the effects. The human remains are allowed to drain completely before being moved to the DNA/QC station. The human remains handlers move the human remains and PE to the DNA/QC station.

(4) **Equipment.** The principal decontamination apparatus is a modular heat unit (MHU) with an external multipurpose pump (see Figure VIII-5). The MHU is capable of using multiple water sources (200-gallon water bags, 3,000 – 5,000 water tanks or water hydrants) through a 1-1/2 inch national pipe thread (NPT) (female) port supporting up to 125 pounds per square inch of pressure. (**Note:** There are differences in threads between the **US** and **Europe**; in the US the NPT standard is used and in the United Kingdom the British standard pipe threads are the most




Figure VIII-5. Modular Heating Unit Layout

common. The two standards are similar but not compatible. Metric threads are also found.) There are four, 1/2-inch camlock, quick disconnect output ports to supply shower or hand dispensing devices. The MHU has a 10-gallon, diesel or JP 8 fuel supply allowing 6.9 hours of operational time. The MHU has a thermal performance of 425,000-BTU [British thermal unit] capable of discharging 28 gallons per minute (GPM)/1,680 gallons per hour continuously. It has an on-board hydro-aspirator with a variable dilution control, fed by a 5-gallon decontamination solution tank. Although the MHU requires a four-person lift, it is fitted with four pneumatic tires requiring one-person for ground movement. Items and quantities of equipment are as follows:

- (a) Table, field, folding, two each.
- (b) Chair, folding, four each.
- (c) Power driven decontamination apparatus or tank pump unit two 600-gallon tanks, 50 GPM pump.
- (d) Pump, 65 GPM, one each.
- (e) Desk, field, one each.

- (f) Hose assembly (1 1/2 inch with spray attachment).
- (g) Brush, soft bristle, and sponges, 10 each.
- (h) CBRN protective cover (for sump liner).
- (i) Back belt, two each.
- (j) Light, Bruce with strap assembly, four sets.
- (k) Strap assembly, one set.
- (l) Detergent, disinfectant.
- (m) Truck, cargo, 5-Ton.
- (n) Spray attachment, one each.
- (o) Apron, toxicological agent protective, four each.

e. **Detection/QC Station.** Litter bearers move the human remains, PE, and case file from the wash and rinse station and bring them to the detection/QC station. Here the human remains are checked to ensure that all contamination has been eliminated. Recommended layout is shown in Figure VIII-6.

(1) **Personnel.** Personnel are as follows:

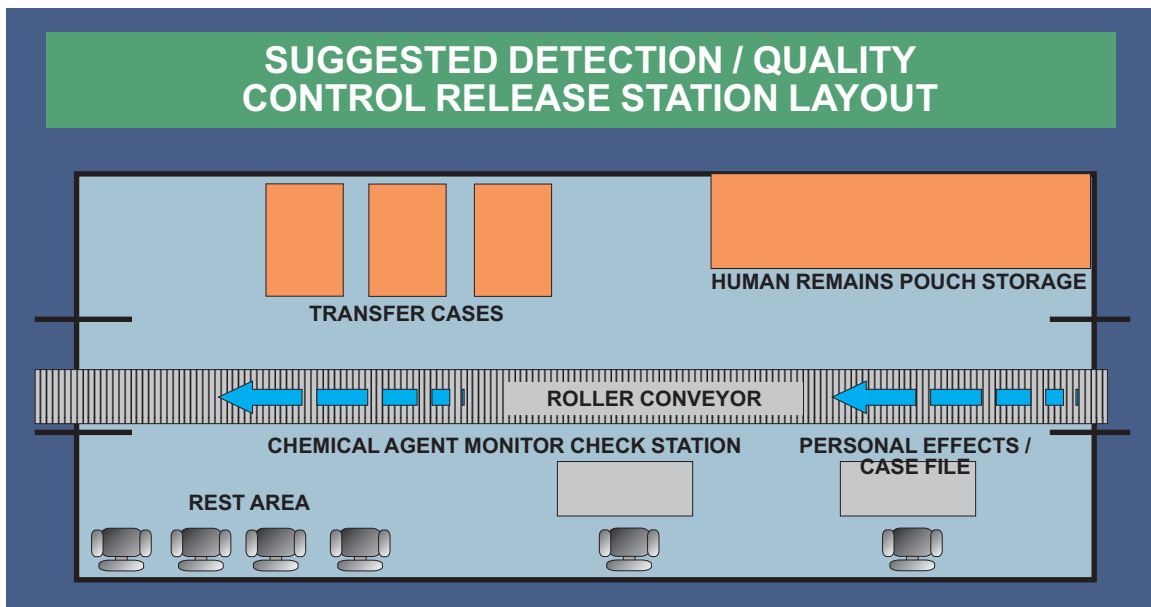


Figure VIII-6. Suggested Detection/Quality Control Release Station Layout

- (a) CBRN NCO, E6, one each.
- (b) MA Specialist, E1-4, one each.
- (c) Litter bearers, skill or grade immaterial, five each.

(2) **Duties.** The duties of personnel at the detection/QC station are described below:

(a) CBRN NCO. Checks each human remains with the appropriate monitoring and/or test kit and/or device. Directs that human remains which test positive be returned to the wash and rinse station. Enforces the protective posture procedures for all personnel.

(b) MA Specialist. Maintains chain of custody over human remains and PE. Monitors the handling of human remains and PE during processing, ensuring that the human remains are treated with dignity and respect. Ensures that metal tag with the evacuation number is attached to each human remains. Attaches a paper tag with the same evacuation number on it to HRP before it is moved from the station. Gives PE and case file to litter bearer to move with the human remains to the hot line.

(c) Litter Bearers. Receive human remains, PE, and case file from the wash and rinse station. Ensure that human remains are positioned securely on roller conveyor. Give PE to MA specialist. Move the human remains, case file, and PE to the hot line.

(3) **Procedures.** The MA specialist ensures that the PE and case file are secure. As the human remains lie on the spine board on the roller conveyor, the litter bearers place the top half of a transfer case over the human remains. The CBRN NCO then raises the side of the transfer case and checks the human remains with the appropriate test and/or monitor kit and/or device. The PE is then checked with the appropriate monitoring and/or test kit and/or device. The top half of the transfer case is then removed. It is cleaned with decontaminating solution as needed. The human remains is then placed in a HRP, and the human remains, effects and case file are moved to the hot line. If the human remains or effects register contamination, they are returned to the wash and rinse station to repeat the decontamination process. If human remains or PE continue to register contamination after a second decontamination, they will once again be decontaminated. If after three decontamination attempts the human remains and/or PE still register contamination, they are segregated in the holding area and technical experts are consulted. If human remains cannot be decontaminated, they are temporarily interred in theater, with the geographic combatant commander's concurrence. Temporary interment will be required until safe handling procedures and materials can be identified. At the hot line, litter bearers are met by litter bearers from the release station. The human remains are transferred to a clean litter brought from the release station. The litter bearers return the spine board to the reception station. The case file and PE are transferred to the litter bearers from the release station. The hot line is the point where the human remains are moved from a contaminated area to a non-contaminated area. Personnel from the contaminated area do not cross to the non-contaminated side without completing the personal decontamination process.

(4) **Equipment.** Items and quantities of equipment are as follows:

- (a) Tent, TEMPER, tropical, 32x20 feet.
- (b) ECU.
- (c) HRP, 300 each.
- (d) Stand, litter, folding, 12 each.
- (e) Roller conveyor, six each.
- (f) Trash can, two each.
- (g) Chair, folding, seven each.
- (h) Light, Bruce, four sets.
- (i) Back belt, two each.
- (j) Strap assembly, one each.
- (k) Case transfer, one each.

f. **Release Station.** Since this station is located in a clean area, personnel are not required to wear mission-oriented protective posture (MOPP) ensemble. However, it should be readily available in the work area. Litter bearers from the release station meeting litter bearers from the side detection/QC station should wear MOPP gloves and carry their mask in its carrier. Personnel from the detection/QC station should be in MOPP 4. Recommended layout is shown in Figure VIII-7.

(1) **Personnel**

- (a) MA OIC, O2/3, one each.
- (b) MA NCO, E5, one each.
- (c) MA Specialist, E1-4, one each.
- (d) Litter bearers, skill or grade immaterial, two each.
- (e) Medical NCO, E5, two each.

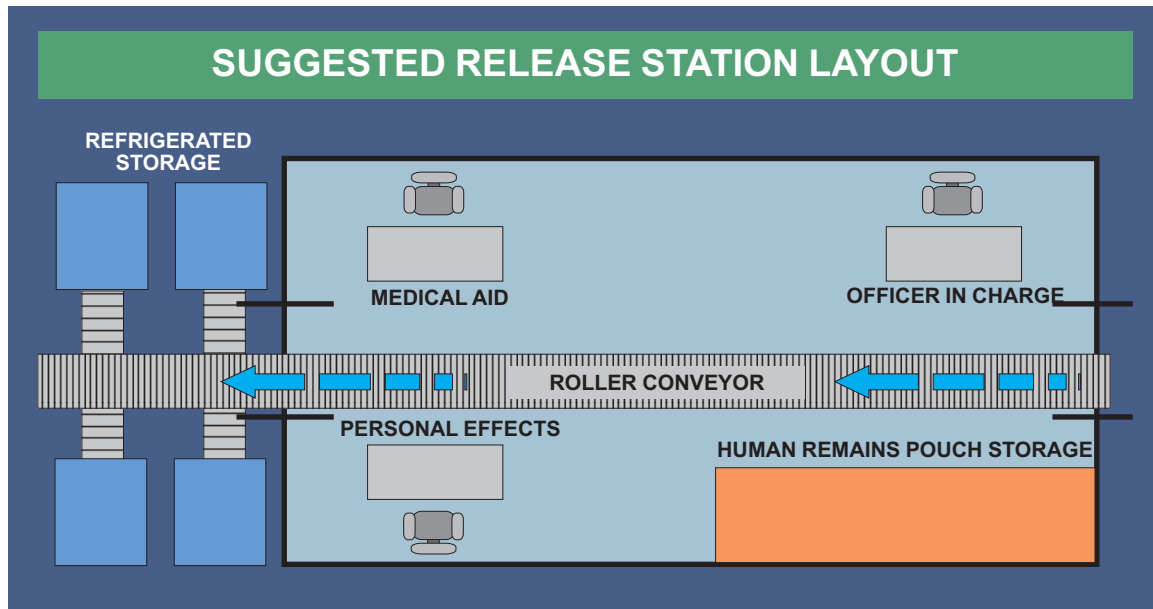


Figure VIII-7. Suggested Release Station Layout

(2) **Duties.** Duties of personnel at the release station are described below:

(a) **OIC.** Oversees the operation of the entire decontamination point. Monitors the health and welfare of all personnel. Certifies that all human remains are decontaminated and ready for further evacuation. Reports status of operation to higher headquarters.

(b) **MA NCO.** Serves as station NCO, directing all aspects of the mission. Ensures proper handling of human remains. Ensures that human remains are properly stored in refrigerated container and prepared for evacuation. Monitors the handling of PE and preparation of all recorded data for accuracy and completeness. Briefs transportation driver concerning handling of human remains, accountability for human remains, and delivery instructions.

(c) **MA Specialist.** Checks accuracy of PE inventories. Attaches seal to HRP. Makes entries on DD Forms 1076 and 1075.

(d) **Litter Bearers.** Place human remains in second HRP. Place human remains in refrigerated storage, as directed by station NCO. Load human remains on evacuation vehicles.

(e) **Medical NCOs.** Provide first aid and preventive medicine to MADCP personnel as needed. Monitor personnel for symptoms of dehydration, heat stress, or psychiatric stress, and treat accordingly. Coordinate for additional medical personnel as needed.

(3) **Procedures.** Human remains, PE, and the case file are taken to this station by litter bearers from the hot line. The human remains and HRP are placed in a second HRP. The PE and case file are given to the MA specialist, who makes the appropriate entries on the MC/FI field information management system. The specialist also performs a second inventory of PE and checks them against the DD Form 1076. If the inventory is correct, the MA specialist signs

the DD Form 1076. The specialist places the PE and case file in a large plastic bag, selects a seal, and enters the number on the top of DD Form 1076. The PE bag is placed inside the HRP with the human remains. The seal is then placed through the zipper of the outside HRP and secured. If the inventory is incorrect, shortages are investigated with previous processing stations. Overages are added to the DD Form 1076. If unable to resolve the discrepancy, the MA specialist annotates the shortage on the form, then signs for the remainder of the items. The human remains are then placed in refrigerated storage to await evacuation. Prior to evacuation, the DD Form 1075 is prepared. The seal number is also placed in block 7a. after the name. Prior to release of the human remains for evacuation, the OIC signs a certification of decontamination statement for each human remains. The following statement, which may be in locally devised format, is included in the case file of each human remains: "This human remains, evacuation number _____ has been processed through all stations of the decontamination process on _____ (date). The human remains has tested negative for chemical/biological/radiological contamination and is certified eligible for further evacuation." When human remains are evacuated, the escort (driver, assistant driver, pilot, crew chief) signs for the human remains and PE.

(4) **Equipment.** Equipment is listed below:

- (a) Tent, TEMPER, tropical, 32x20 feet.
- (b) Light, Bruce, four sets.
- (c) Strap assembly, one set.
- (d) Container, refrigerated, 8x8x20 feet, four each.
- (e) Laptop computer, one each.
- (f) Stand, litter, 12 each.
- (g) HRP, 300 each.
- (h) Seal, numbered, wire, 300 each.
- (i) Table, field, two each.
- (j) Chair, folding, two each.
- (k) Tag, paper, 300 each.
- (l) DD Form 1076, 600 each.
- (m) DD Form 1075, 600 each.
- (n) Back belt, two each.

- (o) Telephone, TA 1035, with data port.
- (p) Litter, 130 each.
- (q) Medical aid bag with chemical agent antidote injectors.

g. **Theater Quality Control Station.** This station is the final decontamination check before human remains are sent to the TMEP for return to CONUS. It should be located near the TMEP to ease the transfer of human remains and further evacuation.

(1) **Personnel**

- (a) CBRN NCO, E6, one each.
- (b) MA NCO, E6, one each.
- (c) MA Specialist, E1-4, one each.
- (d) Litter bearers, skill or grade immaterial, four each.

(2) **Duties.** Duties of personnel at the theater QC station are described below:

(a) **CBRN NCO.** Oversees the QC procedures; certifies that the human remains have tested negative for contamination.

(b) **MA NCO.** Ensures the proper receipt, processing, accountability, and evacuation of human remains and PE. Ensures that the human remains are moved to the TMEP when cleared.

(c) **MA Specialist.** Inventories all PE and fills out block 11 of DD Form 1076; ensures that PE and the case file stay with the human remains. Lists each human remains on DD Form 1077, "Collection Point Register of Deceased Personnel," and ensures that the certificate of clearance is placed in the case file. Ensures that human remains are handled with dignity and respect at all times.

(d) **Litter Bearers.** Unload vehicles and place human remains and litters on litter stands within the station, assist in decontaminating any human remains which tests positive, and load human remains on vehicles during evacuation.

(3) **Procedures.** Decontamination and/or QC procedures are established by personnel operating the check station. Human remains are checked at this station using the appropriate monitor and/or test kits and/or devices. Many government and civilian contractors have used specialized air monitoring samplers to monitor the air in large storage areas for residue chemical and nuclear contamination (e.g., Johnston Atoll, chemical plants, nuclear power plants, nuclear weapons facilities). State-of-the-art systems should be acquired and used at this station if a large

number of human remains are expected to pass through the area and remain for any length of time. Civilian contract technical equipment operators and the operating system will have to be procured from outside the theater. Human remains arrive at the station, where litter bearers unload vehicles and move human remains into the facility. Litters are placed on litter stands as directed by station operating personnel. The MA specialist re-inventories PE of each human remains and completes block 11 on DD Form 1076. Effects are left in the HRP with the human remains during the final check procedures. However, they are opened to expose them for the decontamination check. After DD Form 1076 is verified, it is placed with the case folder in the HRP. Should any human remains test positive at this point, they must be moved to an adjacent area. There they are washed again with a hypochlorite solution, rinsed, and rechecked. An area should be prepared for this in advance. If after three attempts at decontamination, the human remains continues to register contamination, they are segregated from other human remains and the appropriate agencies are contacted. If human remains cannot be decontaminated, they will be interred in theater with the geographic combatant commander's concurrence. Prior to evacuation from this station, the NCOIC signs a statement certifying that the human remains and PE have been tested and are cleared for further evacuation. The statement should read as follows: "I certify that the human remains and accompanying PE, evacuation number _____ have tested negative for contamination at the theater QC station on _____ (date). The human remains are cleared for evacuation to the United States."

8. Biological Decontamination Operations

MA personnel will handle human remains in accordance with this paragraph if the cause of death is disease or infection resulting from biological agent exposure or if the MA personnel suspect that the human remains have otherwise been contaminated with biological agents. All personnel must follow strict guidance for the wearing of PPE when handling human remains when a biological hazard is suspected. With some modification, (mostly lowering or raising the potential of hydrogen [pH] balance of the decontaminating solution) the same procedures which are effective for the decontamination of chemical agents are effective for the removal and surface decontamination of biological agent contamination. Once the biological agent is known, the pH of the decontaminating solution will be changed to a level required by the theater joint force surgeon. However, additional precautions are necessary because active biological agents may persist internally in the human remains. Human remains infected or contaminated with any agent listed in the Code of Federal Regulations Title 42, Chapter 1, 71.32 (b) (cholera or suspected cholera, infectious tuberculosis, plague, suspected smallpox, yellow fever, or suspected viral hemorrhagic fevers) will require embalming, shipment in a hermetically sealed case, and/or a CDC Biosafety Branch, Office of Health and Safety permit prior to the shipment of human remains. In such a case, decontamination procedures must be modified to include the required additions. Procedures are developed based on the type of biological agent. If a theater mortuary is necessary for the embalming of human remains, it should be set up outside the contaminated area. Human remains leaving the MADCP have no surface contamination.

a. Human remains suspected of biological contamination must be placed in two HRPs and marked "(BIOLOGICAL [BIO])" prior to evacuation to a MADCP. These human remains must be kept separate from other human remains during the processing and while awaiting transportation. The top of all case file forms must be marked "BIO."

b. Non-durable PE considered to be contaminated with biological agents must be entered on a certificate of destruction and placed in separate contaminated waste barrels marked “BIO.” Durable PE are treated the same as those for chemical agent contamination.

c. Verification with the chemical agent monitor at the end of the decontamination process is omitted.

d. The theater senior medical advisor should, based on the type of contamination, establish specific procedures for further handling of human remains.

e. If human remains cannot be decontaminated and returned through routine channels, for the protection of the general populace, temporary interment is required until safe handling procedures and materials can be identified. Temporary interment shall be considered when: in cases of chemical agents, if after three attempts human remains are still contaminated; human remains have been contaminated with persistent biological agents; or human remains are embedded with fragments of gamma emitters. See Chapter III, “Mortuary Affairs Support in Operational Areas,” for information on temporary interment of contaminated human remains.

9. Radiological Decontamination Operations

When the potential for the use of nuclear weapons exists, MADCP personnel must be prepared to process MC/FIs. Deaths can occur from the immediate effects of the nuclear explosion (blast and shock, initial nuclear radiation, and thermal radiation) or from exposure to the residual nuclear radiation (primarily fallout). No effort will be made to decontaminate radiological contaminated human remains until CBRN personnel determine the appropriate level of protection that is needed, the level of radioactivity, and that it is safe to enter and work in the area.

a. The MADCP must take special precautions in the recovery and decontamination processes. Radiation surveys must be added to all MADCP operations. These include routes of travel, MADCP sites, and all human remains brought to the MADCP.

b. An important difference between chemical and radiological decontamination is that radiological contamination is not neutralized by the decontaminant solution. It is merely moved. Thus, wastewater becomes contaminated and must be managed. The MADCP must use time (minimize), distance (maximize), and shielding (maximize) from radiation to reduce its nuclear radiation exposure.

c. The unit commander is responsible for the recovery and evacuation of human remains to an MADCP. Unit personnel may be assisted by MA personnel if the situation allows. Recovered human remains must be placed in two HRP and the outermost HRP is marked with a tag displaying the letters NUCLEAR. Human remains should be moved to the decontamination site in a covered vehicle.

d. Before entering a nuclear-contaminated area to recover human remains, CBRN personnel must monitor the area to determine the parameters under which recovery personnel may work, (how long, where, with what protection or special equipment). MADCP personnel must take the appropriate precautions in accordance with CBRN avoidance and handling regulations dependent upon the type of radiation contamination. It is not intended that commanders needlessly subject their personnel to extreme hazards to recover the dead.

e. Radiation contaminated human remains are decontaminated using the chemical procedures outlined in paragraph 8, except that the sodium hypochlorite wash is not needed. Human remains are cleaned with soap and water and brushing. Water is used to rinse the body. Shielding is used to minimize exposure to MADCP personnel. Normal MOPP gear, such as personal protection ensemble, rubber aprons, gloves, and masks should be used for shielding. Wastewater is directed into a sump, where it is contained to minimize the spread of contamination and protect MADCP personnel. Before leaving the area, personnel fill the sump and mark it with standard radiation contamination markers.

f. Any clothing on the human remains is removed and placed in metal drums. The drums are placed at least 10 meters outside the work area. The metal lids are kept on the drums when they are not removed for depositing clothing. Human remains need to be surveyed with an appropriate monitor at this point. The human remains are moved on the roller conveyor on a spine board. PE are removed and placed in a plastic bag. The evacuation number assigned the human remains is written on a paper tag and placed in the bag with the effects. The litter bearer hand carries the PE and the case folder as the human remains are moved to the wash and rinse station.

g. At the wash and rinse station, the human remains are decontaminated using the same procedure as chemical or biological contamination, with the exception of the hypochlorite wash. The human remains are washed and brushed with the soapy water spray, then immediately rinsed with the clear water spray. As human remains are washed and brushed, close attention is paid to face, hands, fingernails, and hair. Small brushes (such as a toothbrush) are used to remove radioactive particles from under fingernails. PE are removed from the plastic bag. Metallic or durable items (not adversely affected by water) are hand washed using a small brush. Nondurable items such as paper and wallets and their contents, are brushed thoroughly. All PE are placed in a clean plastic bag and accompany the human remains to the detection/QC station. Once the washing process is complete, the human remains are removed to the detection/QC station.

h. On arrival at the detection/QC station, the human remains and PE are surveyed separately with the appropriate radiological monitor. If human remains or PE registers contamination, they are returned to the holding area. Based on the amount of radiation registered, the human remains and PE are left in the holding area for a period of time specified by the CBRN NCO. After the stated time has passed, the human remains are returned to the wash area and are processed again. If after three attempts at decontamination the human remains still register contamination, they are segregated from other human remains and technical experts are consulted. If no resolution is reached, human remains will be temporarily interred in theater with the geographic combatant



Arlington National Cemetery, Section 34, Looking South.

commander's concurrence. Human remains which register no contamination are placed in an HRP and moved to the release point. These human remains are considered free of any radiation hazard and are handled the same as any other human remains.

10. Collection Point Procedures for Decomposed, Fragmented, or Mutilated Human Remains Exposed to Chemical, Biological, Radiological, or Nuclear Contamination

The following procedures are for use when contaminated human remains arrive at the dismount point and are mutilated, fragmented, or in advanced stages of decomposition.

- a. **Personnel.** Team size is dependent on the number of human remains.
- b. **Procedures.** The human remains are processed using the same procedures for intact human remains. A DNA specimen is extracted from each portion.

11. Collection Point Decontamination Team Procedures

For use when MA personnel are tasked to recover small numbers of contaminated human remains not appropriate for a MADCP.

- a. **Personnel.** Team size dependent on number of human remains.
- b. **Equipment.** Equipment is as follows:

- (1) Two HRP's per deceased.
- (2) 2 percent solution of sodium hypochlorite.
- (3) Other normally required processing supplies.

c. **Procedures.** CP receives tasking with POC name and location. A decontamination team assembles required supplies and moves to POC location. The team meets with unit POC, CBRN personnel, and receives a local situation report and/or CBRN report. The team, CBRN personnel, and POC move to the edge of the contaminated area where the unit has brought the human remains. MA personnel, using the MADCP wash and rinse procedures, process human remains and effects. Human remains and effects are placed in a HRP and moved outside the contaminated area. The human remains and effects are then placed in another HRP and marked with a "C" for contaminated. Human remains are moved to the theater QC station at the theater evacuation point (or designated location) where MADCP procedures are followed.

12. Safety and Sanitation

Safety is a major concern in all operations. Leaders must be aware of safety-related factors involving contamination, the wearing of MOPP overgarments, and lifting requirements. Sanitation of the site and personnel is another major concern. Not only are MADCP personnel working in contaminated areas, but they are exposed to human remains with all the health-related problems associated with this type of environment.

a. **Heat Stress.** Heat stress is a vital aspect when working under conditions found in a MADCP and may result in heat injuries, such as heat cramps, heat exhaustion, or, in extreme cases, heat stroke, if not carefully monitored. Supervisors must watch for signs of heat injury. Medical NCOs are assigned to the MADCP to monitor personnel closely for signs of heat injury and to provide first aid. The medical NCOs need to be well versed in the treatment of heat injuries. One of them moves throughout the entire site monitoring personnel for symptoms of injuries.

b. **Work and Rest Cycles.** Work and rest cycles may be found in Army FM 3-11.4, *Multi-Service Tactics, Techniques, and Procedures for Nuclear, Biological, and Chemical (NBC) Protection*, FM 3-5, *NBC Decontamination*, and FM 3-11.5, *Decontamination Operations*. When operating in temperatures above 75 degrees Fahrenheit, leaders must consider the ability of personnel to accomplish the mission. Once personnel reach their maximum work load for heat stress, they cannot recover quickly enough to accomplish the decontamination mission.

c. **Lifting Requirements.** MADCP personnel must follow proper lifting techniques when moving human remains. They should be instructed on how to lift with their legs and not with their back. Back belts should be used where strenuous lifting occurs.

d. **Hazardous Waste Disposal.** Disposal of contaminated waste is a major concern for the MADCP. All uniforms, equipment, overgarments, and bandages should be considered

contaminated. The MADCP must dispose of this waste properly. The MADCP, with proper CBRN support, must close out operations and complete a thorough decontamination as specified in CBRN decontamination manuals, just as any other unit operating in a contaminated environment would. General procedures should follow those listed below.

(1) All clothing should be placed in the same sump into which the water from the wash and rinse station was drained. The sump is located adjacent to the wash and rinse station. It should be large enough to accommodate approximately 1,000 gallons of water. When decontamination operations are finished, a sufficient amount of high test hypochlorite is added to ensure that any residual chemical or biological agents are neutralized. The amount is determined by the local CBRN authority. This is mixed thoroughly and allowed to sit for one hour. The sump is then refilled with the excavated dirt. In the event of nuclear decontamination, the site must be marked and reported in accordance with CBRN doctrine.

(2) Implement an alternate means of disposal when the sump cannot be used. Burning waste is not preferred, as burning causes downwind vapor hazards. (See Army FM 3-5, *NBC Decontamination*, and FM 3-11.5, *Decontamination Operations*, for more information.) If burning is the method selected, the following procedures must be followed.

(a) A CBRN-3 report must be prepared prior to burning waste, and all units downwind must be notified through command channels.

(b) The fire must be started before the contaminated materials are added.

(c) After burning is completed, three parts super tropical bleach are mixed with two parts ashes, and the mixture is buried. Regardless of the method of destruction, the area must be marked with standard CBRN warning triangles. All clothing or protective gear worn by MADCP personnel must be disposed of in the same way as the human remains.

e. **Blood-Borne Pathogens.** During the handling of human remains, care is taken to avoid exposure to blood or body fluids in accordance with Technical Guidance-190, *Managing Occupational Exposure to Bloodborne Pathogens*, and Technical Guidance-195, *Guidelines for Protecting Mortuary Affairs Personnel from Potentially Infectious Materials*. Rubber gloves, aprons, N-95 HEPA respirators, and eye protection must be worn when working with human remains. If contact is made, the area is washed immediately with disinfectant and/or soap solution and notify the supervisor right away. If there is a chance of aerosolization of bodily fluids then minimal respiratory protection would be an N-95 HEPA respirator or the military gas mask must be worn. Surgical masks will NOT protect against disease containing microdroplets.

Intentionally Blank

APPENDIX A
SAMPLE FORMAT FOR MORTUARY AFFAIRS APPENDIX TO AN
OPERATION PLAN

1. Introduction

a. During any military operation, MA must be planned in detail, from the joint force to the lowest level, and included in OPLANs and SOPs. These plans should cover procedures for employing, shifting, and resourcing MA personnel and equipment throughout the AOR. Including MA issues in a staff's detailed logistic estimate will provide an overview of support requirements impacting a proposed COA and will help prepare the command to handle the anticipated fatalities. MA staff planners must be able to reply to any staff or command concern. Not every theater is the same, each has its unique aspects. MA staff planners must create a base plan and modify it for different areas where the command may operate. From the base plan, the staff planner can tailor the plans and annexes to meet the needs of a specific mission. Not one plan fits all situations. The J-4, is usually responsible for the MA annex, yet all staff sections will contribute. Subordinate commands will also develop supplements to the OPLAN. Lack of MA support during the initial stage of an operation will cause confusion and failure to recover deceased personnel in a timely manner.

b. The purpose of this annex is to provide a generic format for the MA appendix to an OPLAN's annex. Its purpose is to set policies, assign responsibilities, and provide guidance for the MA plans to support combat operations under all conditions. Reference: CJCS Manual (CJCSM) 3122.03A, *Joint Operation Planning and Execution System, Vol II: (Planning and Execution Formats and Guidance)*.

2. Sample Mortuary Affairs Appendix to Operation Plan

(CLASSIFICATION)

APPENDIX __ (MORTUARY AFFAIRS) to ANNEX __ to OPLAN _____ ()

() References: Cite CJCS Memorandum of Policy 16; Joint Publication (JP) 4-06; Service regulations; support agreements; and other documents necessary for a complete understanding of this appendix.

1. () **Situation.** Identify any significant factors that may influence MA activities in support of the OPLAN. Use the following subparagraphs to the extent necessary.

a. () **Adversary.** Refer to Annex B, Intelligence. Assess the effect of adversary capabilities and probable COAs on MA activities.

b. () **Friendly.** Include any non-US military forces and US civilian agencies that will support assigned forces in accomplishing MA activities (e.g., available civilian mortuary services).

2. () **Execution**

a. () Concept of Operations. State the general concept of MA support for the forces assigned for implementation of the OPLAN and comment on MA facilities, interment, and evacuation policies existing at the onset of hostilities and at the time when additional forces and resources may become available. Project when the theater interment and evacuation policy may change. Comment on MC/FI policy and the processing of contaminated human remains.

b. () Tasks. In separate numbered subparagraphs for each applicable component, identify specific responsibilities for MA activities. Indicate, by component, responsibility for as many of the following as applicable.

(1) () MA support of forces of each US Military Service.

(2) () Establishment and operation of CPs, field processing centers, PE depots, and US cemeteries in the theater.

(3) () Establishment, operation, and maintenance of mortuary facilities.

(4) () POE holding facilities and surface and aerial evacuation of human remains.

(5) () Activation and staffing of the JMAO and the establishment of subarea JMAOs, as needed.

(6) () Designate theater lead Service.

c. () Coordinating Instructions. Include general instructions applicable to two or more components. Include, if applicable, items such as:

(1) () Arrangements concerning MA support of US forces under operational control of other than a US command.

(2) () Agreements with allied nationals and USG and nongovernment agencies for MA support of allied forces and civilian personnel in areas where US forces are operating.

(3) () Advisory services to support allied or HN MA activities.

(4) () Approving authority for use of temporary interments to include mass burial techniques and temporary graves.

(5) () Providing J-1 information for joint casualty reporting. Establish JMAO reporting requirements.

(6) () Special instructions for operations involving special operations forces.

(7) () Armed Forces Medical Examiner support.

d. () **Special Guidance.** Include guidance and policy, not discussed elsewhere, concerning the search, recovery, ID, collection of biological and physical evidence and burial of US military, allied, and adversary and civilian dead under the jurisdiction of the Armed Forces of the United States. Also discuss the recovery and handling of PE and the establishment, operation, and maintenance of appropriate records and reports. If applicable, include the following:

(1) () Uniform procedures for maintaining continuous accountability of all deceased US military personnel and enemy POWs.

(2) () Evacuation of human remains, both intratheater and between the command and CONUS.

(3) () Establishment of permanent cemeteries and temporary interment sites.

(4) () Possible transfer of human remains and PE of allied and adversary personnel to representatives of the allied or host country concerned.

(5) () Identity of specific collection locations where non-US fatalities will be delivered.

(6) () Procedures for using DOD mortuary personnel, facilities, and supplies in the operational area.

3. () **Administration and Logistics.** Provides a concept for furnishing logistic and administrative support for MA activities and, as appropriate, include guidance on the following:

a. () Accounting for and disposition of PE, including those not found on the person of the deceased.

b. () Use of allied and indigenous morticians and grave registration facilities, including local procurement of these services.

4. () **Communications Systems.** Summarize special communications system and command procedures required to conduct MA.

Intentionally Blank

APPENDIX B MASS INTERMENT

1. Introduction

a. Natural disasters, terrorist attacks, and accidents such as plane crashes have the potential to produce catastrophic numbers of fatalities. The attack on the World Trade Center in New York City, and the Pentagon in 2001 produced over 3,000 fatalities and the bombing of the Alfred P. Murrah Federal Building in Oklahoma City in 1995 resulted in 168 deaths. Outside the United States, an earthquake in India produced over 30,000 fatalities in 2001, and an earthquake in El Salvador the same year produced close to 1,000 deaths. In Bhopal, India an industrial chemical accident in 1984 resulted in over 6,000 fatalities.

b. Attacks using WMD have the potential to create extraordinary numbers of fatalities similar to the numbers seen in large accidents and natural disasters. The problem of MC/FIs is significantly compounded if human remains are contaminated. If decontamination of human remains is necessary, MADCP operations may not be able to keep up with requirements. Decontamination of survivors is the first priority. In war, decontamination of equipment, facilities, and areas may have to come before the decontamination of human remains.

c. These catastrophes are normally characterized by confusion and chaos due to multiple deaths, dismemberment, commingling of human remains, post-accident fire, charred flesh, and extreme emotional distress for the survivors. Since disasters cannot be predicted, it is imperative that a strategy be established to minimize the confusion and establish an orderly and timely process for returning the human remains of the deceased to the NOK. A MC/FI is one of the most trying and emotional human experiences, and human remains must be handled with the utmost care, professionalism, and dignity.

2. Guidance

a. There are many factors that can influence the final disposition of human remains. The expedient and respectful repatriation of deceased personnel to their PADD is the top priority of the joint MA program. However, during extreme situations when tactical, logistic, safety, sanitation, or moral considerations leave no alternatives, the graves registration program may be implemented to allow for temporary interments.

b. Any event involving MC/FIs will have major environmental, legal, political, and/or religious consequences. The decision on the manner in which the human remains will be handled will most likely be made at the very highest levels of government.

3. Mass Casualty/Fatality Incidents During War

a. During war, MC/FIs may be a result of intensive combat, disease, environmental conditions, or attack by CBRN weapons. The decision to temporarily inter in country may be necessitated by the safety of the forces, lack of transportation, the number of fatalities, and

perhaps most significantly, if the fatalities are a result of CBRN actions, establishing the requirement for decontamination.

b. Temporary interment can consist of individual graves, burial by rows, or even as a last resort, mass burials. The Geneva Conventions require parties to a conflict to search for the dead and to prevent their bodies and human remains from being despoiled. For every deceased person who falls into the hands of an adverse party, the adverse party must record, prepare, and forward all ID information, death certificates, and PE to the appropriate parties. Parties to a conflict must also ensure that deceased persons are buried with dignity and with respect to the cultural and spiritual mores of their country. Bodies should not be cremated except for hygiene reasons or for the religious customs of the deceased. Interment would be carried out in an honorable fashion, according to the religious rites of the deceased. Victims should be grouped by nationality, and their graves marked and maintained so they can be easily found.

4. Mass Casualty/Fatality Incidents in the United States

a. A terrorist event in an urban location could produce a significant number of fatalities, especially if combined with CBRN effects. Local communities, individual states, and even the Federal government could be easily overwhelmed by large numbers of casualties, particularly if decontamination were necessary. Local ME/Cs, morgues, and funeral homes most likely will not be able to absorb the surge. Some morticians and funeral directors may be reluctant to receive contaminated, or previously contaminated human remains. Issues involved with fatality management include the following:

(1) Infection Control

(a) Enforce the same precautions required for live victims while handling human remains.

(b) Survivability of all potential pathogens in corpses has not been studied.

(2) Victim Identification and Tracking

(a) Even in a massive catastrophe, legal, moral, ethical, psychological, and religious reasons exist to identify the dead.

(b) Release of human remains for cremation, or burial at sea, will be delayed unless positive ID occurs or, at a minimum, enough evidence is collected (e.g., dental radiographs, fingerprints, photographs, or potential DNA samples) for determination later.

(3) Establishment of Temporary Morgues

(a) In the event of MC/FIs, the ability of hospitals and ME/C facilities to maintain all human remains is doubtful.

(b) Without safeguards and training, local funeral homes may be resistant to accepting contaminated bodies. Processes must be in place to augment the existing system through the use of temporary morgues.

(c) These sites require temperature and biohazard control, adequate water, lighting, rest facilities for staff, and viewing areas and should be in communication with patient tracking sites and the emergency operations center.

(d) Security must be established for the site.

(4) **Disposal or Release of Human Remains.** Many moral, cultural, and religious issues are involved with disposal of the deceased. Although under a declared disaster the governor and the President have extraordinary powers, at some point a decision must be made concerning the release of human remains to families for interment, cremation, or burial at sea or to the state for state sponsored disposition.

(5) **Legal issues may include:**

(a) Security at temporary morgues/decontamination centers.

(b) Evidence collection.

(c) Release to the PADD.

(d) PE.

(6) Cleanup of the decontamination facilities needs to be thorough.

b. The military's role in support of the JTF-Civil Support in domestic emergencies is well defined and, by law, is limited in scope and duration. Military resources temporarily support and augment, but do not replace, local, state, and federal civilian agencies that have the primary authority and responsibility for domestic disaster assistance. The employment of military forces has a myriad of legal considerations.

See JP 3-26, Homeland Security, for more information.

c. The military may be asked for personnel support, to help with such areas as assisting with CBRN, the S&R of human remains, providing security, assistance with MA and providing food. The military may also be asked for equipment support in the form of vehicles, helicopters, refrigeration units, communications, HRP, floodlights, and generators.

5. Mass Casualty/Fatality Incidents Caused by Natural Conditions

For foreign operations, the Department of State (DOS) and the US ambassador coordinate US activities through the country team, with US agency representation as required for the situation.

The military chain of command from the President to the JFC remains in effect, even though a non-DOD agency (e.g., DOS) may have overall lead responsibility.

6. Mass Interment

a. When individual graves cannot be accommodated, mass graves should be constructed consisting of straight rows. The burial site may consist of any number of rows. Each row holds 10 human remains, head to foot, lengthwise (see Figure B-1). The rows are approximately 70 feet long, 3 feet deep, as wide as the earth-moving equipment blade (minimum of 2.5 feet) and at least 7 feet apart (minimum of two feet wider than the outside track of the earth-moving equipment). Earth-moving equipment should be used if possible, as it can open all types of soil with relative ease. Ideally, rows should be side by side, but may not be if terrain conditions prohibit. Use separate rows for US, allied and coalition, and adversary dead.

b. Contaminated human remains pose a much larger problem. Burial does not necessarily kill all biological agents, and some can remain resistant or dormant underground.

c. A final option regarding final disposition is state sponsored mass burial. Though it has rarely been used in the United States, authorities may accept mass burial under extreme circumstances. One such circumstance is when interring human remains protects the living. Interment may be considered when human remains are biologically contaminated rather than chemically contaminated. To prevent contamination from spreading, authorities may choose to minimize the handling of human remains and identify a site that can support mass burial.

d. The state may be more inclined to accept state-sponsored mass burial if human remains are placed in individual caskets, are located in an area that is protected, and the site is commemorated.

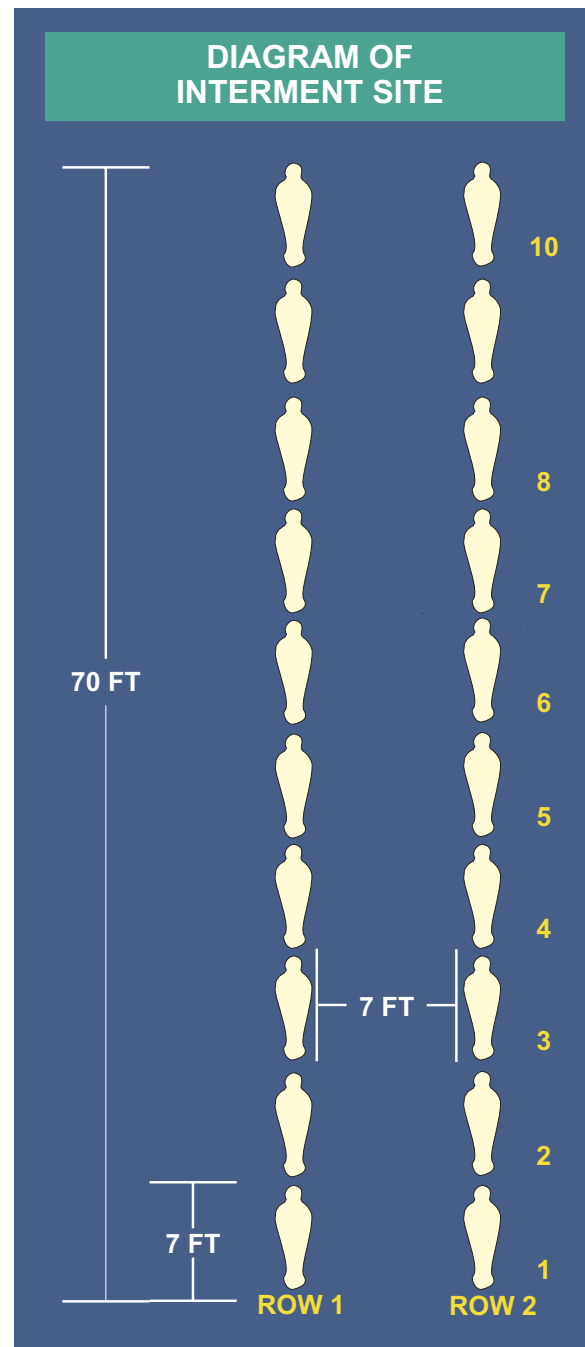


Figure B-1. Diagram of Interment Site

APPENDIX C

RELIGIOUS SUPPORT TO MORTUARY AFFAIRS

1. Introduction

The purpose of this appendix is to provide basic information on religious and cultural considerations in MA. It provides guidance on interment requirements for Protestant, Roman Catholic, and Eastern Orthodox Christian, Jewish, Islamic, and Buddhist faith groups. MA personnel should consult with the Service component command chaplain or joint force chaplain for additional guidance on religious interment requirements of faith groups not listed and for the requirements of allied/coalition/adversary/indigenous religious groups, when applicable.

2. Guidance on Temporary Interment/Disinterment Practices

MA personnel should coordinate with their supporting religious support team, Service component chaplain, or joint force chaplain for religious support for temporary interment/disinterment operations.

a. Protestant

(1) Care of the Body. For most Protestant Christians there is a belief in bodily resurrection. As for all deceased, the human remains of Protestant Service members should be treated with dignity and respect.

(2) Burial Service. Due to the large number of Protestant faith groups and the diversity of practice within them, for Protestants the deceased's expressed convictions should be the principle factor determining the disposition of bodily remains.

(3) Cremation. Some groups or individuals may not desire cremation as an option for their human remains.

b. Roman Catholic

(1) Care of the Body. Roman Catholics believe that the bodies of the deceased served as temples of God and are destined to share in the bodily resurrection of the dead at the end of time. Therefore, whether a Roman Catholic was killed during combat operations or died while the command was in a garrison setting, the human remains should be accorded all possible dignity and respect within the particular constraints.

(2) Burial Service. A Roman Catholic chaplain, in accordance with the rites of the Roman Catholic Church, should conduct the burial service.

(3) Cremation. When cremation is deemed advisable, the human remains are to be buried or entombed.

c. Eastern Orthodox Christian

(1) Care of the Body. Eastern Orthodox Christians believe that the body is the temple of the soul created in the image and likeness of God. The soul will be reunited to a body in the resurrection of the dead at the end of time. Whether a soldier of Eastern Orthodox faith was killed during combat or died while in garrison, the human remains should be accorded with all possible dignity and respect. If the body is dismembered all human remains are to be kept together. If the human remains are of an Eastern Orthodox priest (chaplain), an Orthodox priest must be called to help with the preparation of the human remains. The service is conducted with an open casket; therefore, all care must be taken (when possible) to allow for the viewing of the body.

(2) Interment/disinterment Service. The Eastern Orthodox Church celebrates a vigil over the dead called the parastasis or panikhida the eve before the burial. An Eastern Orthodox priest (chaplain) in accordance with the rites of the Eastern Orthodox Church should conduct the vigil and service. In the absence of an Orthodox priest (chaplain), a bishop will conduct the service in accordance with the rites of the Eastern Orthodox Church.

(3) Cremation. Cremation is only allowed if the law of the country requires it. If the human remains are to be cremated, the cremated human remains are to be prepared to be interred or entombed.

d. Jewish. Simplicity, dignity, and equality govern the values and practices central to a Jewish burial.

(1) Between Death and Burial (the *Mitzvah* of watching). Respect for the dignity of the deceased begs that the body not be left alone. The *Mitzvah* of watching over the deceased is an important Jewish practice that is usually done by Jewish volunteers. This includes the preparation of the body for burial by ceremonial washing of the body from head to foot and dressing in a shroud. A burning candle is maintained during the watch symbolizing the soul of the deceased.

(2) Funeral

(a) Custom is to bury the body of the deceased within 24 hours of death. Except for unusual reasons, the funeral is not to be delayed more than two days.

(b) Public viewing of the body is not a Jewish custom.

(c) A plain wooden casket is recommended when available. This will facilitate the natural decomposition of the body and emphasize equality by eliminating suggestion of ostentation.

(d) The funeral may be conducted as required in the command setting followed by a brief graveside ceremony. The service usually consists of Psalms, prayers and eulogies. The ceremony is concluded with the “God full of compassion” prayer.

(3) Interment. Burial is called the *Tsidduk HaDin* (Justification of the Judgment). As the casket is lowered, the following is said: “May he (she) come to his (her) place in peace.” Those present may shovel a few morsels of earth into the grave. This is considered *Mitzvah* for those who do so.

(4) Gravestone. The setting of a gravestone is an ancient tradition. The dedication of the stone is called an “unveiling.” This may occur any time between *shiva* and *yarhrzeit*. *Shiva* is the first seven days following burial, and *yarhrzeit* is the one-year anniversary of the death.

(5) Burial on the Sabbath. Generally speaking, burial on the Sabbath is prohibited. This prohibition “applies to normal circumstances.” Under unusual circumstances, such as during combat operations, it is understood that burial on the Sabbath may be required.

(6) Burial Party. The burial party should be made up of Jewish personnel, and a Jewish chaplain if possible.

e. **Islamic (Muslim).** In the event of the death of a Muslim, the following steps should be adhered to:

(1) Washing the Human Remains. It is recommended that the person washing the body of the deceased wear elastic rubber gloves. The entire body should be cleansed with cleaning agent. Special care should be taken to shroud the genital areas during washing. The cleaning should begin with the right side of the body and then continue to the left. If possible washing is to be accomplished by practicing Muslims. Exceptions are allowed under extreme circumstances. The following is a typical step-by-step *wudu* procedure, which should be completed at least once. Three completions of the procedure are recommended:

- (a) Begin washing the right hand and wash both hands to the wrist.
- (b) Rinse the mouth with water.
- (c) Clean the nose by flushing with water.
- (d) Wash the face.
- (e) Wash each arm up to the elbow. Start with the right hand and continue to the left.

(f) Wash the remainder of the body with cleaning agent and water. Start with the head and move down beginning with the right side and then the left. It is preferable to add some pleasant scents to the water used for bathing the body. Precaution should be taken to ensure that the person assigned to wash the body is the same as the sex of the deceased.

(2) Shrouding the Body. After the body has been washed and dried it should be covered with a shroud.

(a) Men. Men are to be wrapped in three pieces of pure (i.e., absolutely clean) white cloth placed one on top of the other. Each layer is to be scented. The body is placed on the three pieces lying down. The first piece of cloth is folded over the deceased's right side. Likewise, the second and third pieces are applied. Whatever part of the cloth extends beyond the head and the feet is placed over the face and feet. A knot is tied at both ends of the cloth.

(b) Women. Women are wrapped in five coverings: a cover for the lower body, a shirt for upper body, a veil to cover the face, and two coverings for the entire body.

(3) Burial Service. It is preferable to use a Muslim chaplain, an Imam, or a Muslim lay leader to conduct the burial service. As the body is lowered into the grave for burial, the deceased should be placed on the side facing in the direction of the Kaaba (Mecca).

(4) Marking the Grave. It is recommended that a simple marker be used to designate the grave.

(5) Autopsies. Autopsies only should be conducted in exceptional cases.

(6) Cremation. Cremation of human remains of Muslims should only be conducted in situations of extremis due to contamination of human remains or serious health concerns.

f. **Buddhist.** Other than common respect, Buddhists do not have any particular requirements concerning the handling of human remains following death.

APPENDIX D
INTERNATIONAL AGREEMENTS AND MEMORANDUMS
OF UNDERSTANDING

1. American, British, Canadian, and Australian, QSTAG 655, *Handling Deceased Personnel in a Theater of Operations*.
2. NATO STANAG 2070, *Emergency War Burial Procedures*.

Intentionally Blank

APPENDIX E

COMMON FORMS USED IN MORTUARY AFFAIRS

STATEMENT OF RECOGNITION OF DECEASED			
<p>PRIVACY ACT STATEMENT</p> <p>AUTHORITY: 10 USC Sections 1481 through 1488, EO 9397, Nov. 1943 (SSN).</p> <p>PURPOSE AND USE: This form is used to establish initial identification of deceased personnel.</p> <p>DISCLOSURE: Personal information provided on this form is given on a voluntary basis. Failure to provide this information, however, may result in improper identification of the deceased person and person making visual identification.</p>			
1. TENTATIVELY IDENTIFIED DECEASED			
a. NAME (<i>Last, First, Middle Initial</i>) (or <i>Unidentified</i>)		b. RANK	c. SSN
d. ORGANIZATION		e. SERVICE	
2. I HAVE PERSONALLY VIEWED THE REMAINS TENTATIVELY IDENTIFIED ABOVE. RECOGNITION IS BASED ON THE FOLLOWING.			
a. SEX	b. APPROXIMATE AGE (<i>Years</i>)	c. APPROXIMATE HEIGHT	d. RACE
e. HAIR COLOR (<i>If brown, indicate light or dark, as applicable</i>)		f. BUILD/MUSCULARITY (<i>Slender, medium, heavy or obese</i>)	
g. IDENTIFYING MARKS (<i>Fully describe by type and location ALL known scars, tattoos, birthmarks, amputations or other body markings to support the identification.</i>)			
h. REMARKS			
3. DETAILS OF VIEWING			
a. DATE (<i>YYYYMMDD</i>)	b. TIME	c. PLACE	
4. PERSON MAKING VISUAL IDENTIFICATION			
a. NAME (<i>Last, First, Middle Initial</i>)		b. RANK	c. SSN
d. ORGANIZATION	e. SIGNATURE		f. DATE SIGNED (<i>YYYYMMDD</i>)
g. RELATIONSHIP TO DECEASED (<i>CDR, ISG, Friend, Relative, etc.</i>)		h. LENGTH OF TIME YOU KNEW DECEASED (<i>Number of months or years</i>)	
5. WITNESS			
I certify that the individual identified in Item 4 has viewed the remains in my presence, and that to the best of my knowledge and belief the above statements are true.			
a. NAME (<i>Last, First, Middle Initial</i>)		b. RANK	c. TITLE
d. ORGANIZATION	e. SIGNATURE		f. DATE SIGNED (<i>YYYYMMDD</i>)

DD FORM 565, JUL 1998 (EG)

PREVIOUS EDITION MAY BE USED.

Designed using Perform Pro, WHS/DIOR, Jun 98

Figure E-1. DD Form 565, Statement of Recognition of Deceased


RECORD OF SEARCH AND RECOVERY				1. DATE (YYYYMMDD)	
PRIVACY ACT STATEMENT AUTHORITY: 10 USC Sections 1481 through 1488, EO 9397, Nov. 1943 (SSN). PURPOSE AND USE: This form is used to establish initial identification of deceased personnel. DISCLOSURE: Personal information provided on this form is given on a voluntary basis. Failure to provide this information, however, may result in improper identification of the deceased person and person making visual identification.					
2. DECEDENT					
a. NAME (Last, First, Middle Initial) (or Unidentified)		b. RANK	c. SSN	d. RACE	e. ORGANIZATION
3. TYPE OF SEARCH		4. DATE OF MISSION (YYYYMMDD)	5. FIELD SEARCH NUMBER	6. SEARCH AND RECOVERY NUMBER	
7. EVACUATION NUMBER		8. DATE OF RECOVERY (YYYYMMDD)	9. NATIONALITY	10. ESTIMATED DATE OF DEATH (YYYYMMDD)	
11. PLACE OF RECOVERY (Indicate map sheet number, grid coordinates, name of nearest village or town; name, description, or number of roads, mountains or other landmarks; type of grave (shallow, deep, surface); type of position (artillery, infantry). If recovered from a vehicle, tank or plane, give position therein.)					
12. IDENTIFICATION MEDIA FOUND IN GRAVE AND/OR SURROUNDING AREA (Include serial numbers found on vehicles, tanks, aircraft and weapons.)					
13. OTHER REMAINS RECOVERED ON THIS MISSION (Use continuation sheet if necessary.)			14. RECOVERY TEAM MEMBERS		
SEARCH AND RECOVERY NO. a.	SEARCH AND RECOVERY NO. b.	NAME (Last, First, Middle Initial) a.	RANK b.	ORGANIZATION c.	
15. TEAM LEADER					
a. NAME (Last, First, Middle Initial)		b. RANK	c. ORGANIZATION		
d. SIGNATURE				e. DATE SIGNED (YYYYMMDD)	
16. RECEIVING OFFICIAL					
a. NAME (Last, First, Middle Initial)		b. RANK	c. ORGANIZATION		
d. SIGNATURE				e. DATE SIGNED (YYYYMMDD)	

DD FORM 567, JUL 1998 (EG)

PREVIOUS EDITION MAY BE USED.

Designed using Perform Pro, WHS/DIOR, Jun 98

Figure E-2. DD Form 567, Record of Search and Recovery

RECORD OF IDENTIFICATION PROCESSING <i>(Effects and Physical Data)</i>			DATE		
LAST NAME - FIRST NAME - MIDDLE INITIAL <i>(Or unknown number)</i>		GRADE	SERVICE NO. SSAN	CIL CASE NUMBER <i>(If applicable)</i>	
NAME OF CEMETERY, EVACUATION NUMBER, OR SEARCH AND RECOVERY NUMBER			PLOT	ROW	GRAVE
RECEIVED FROM			IMPRINT OF IDENTIFICATION TAG		
OFFICIAL IDENTIFICATION FOUND WITH REMAINS <i>(Include personal effects aiding identification)</i>					
ITEMS OF CLOTHING AND EQUIPMENT FOUND WITH REMAINS <i>(Indicate type, color, size, markings, service, etc. If laundry marks are indistinct, follow procedures outlined in TM10-286)</i>					
FINGERPRINTS TAKEN <input type="checkbox"/> YES <input type="checkbox"/> NO		X-RAYS MADE <input type="checkbox"/> YES <input type="checkbox"/> NO		FLUOROSCOPE STATEMENT ATTACHED <input type="checkbox"/> YES <input type="checkbox"/> NO	
PHOTOGRAPHS TAKEN <input type="checkbox"/> YES <input type="checkbox"/> NO		ANTHROPOLOGICAL STATEMENT MADE <input type="checkbox"/> YES <input type="checkbox"/> NO		CHEMICAL STATEMENT ATTACHED <input type="checkbox"/> YES <input type="checkbox"/> NO	
PHYSICAL DESCRIPTION					
ESTIMATED HEIGHT	MUSCULARITY	COLOR OF HAIR		RACE OR NATIVITY	
TATTOOS, SCARS OR MARKS ON BODY					
EVIDENCE OF HEALED FRACTURES AND BONE MALFORMATIONS					
WOUNDS OR INJURIES					
I HAVE PERSONALLY VIEWED THE REMAINS OF THIS DECEASED AND ALL RESULTING INFORMATION HAS BEEN RECORDED TO THE BEST OF MY KNOWLEDGE.					
NAME, GRADE, AND ORGANIZATION			SIGNATURE		

DD FORM 890, JAN 58

PREVIOUS EDITION OF THIS FORM IS OBSOLETE.

Figure E-3. DD Form 890, Record of Identification Processing (Effects and Physical Data)

RECORD OF IDENTIFICATION PROCESSING FINGERPRINT CHART			
LAST NAME-FIRST NAME-MIDDLE INITIAL <i>(or unknown number)</i>		GRADE	SERVICE NUMBER
NAME OF CEMETERY, EVACUATION NUMBER, OR SEARCH AND RECOVERY NUMBER		PLOT	ROW GRAVE
LEFT HAND		RIGHT HAND	
	10. L I T T L E F I N G E R	NOTE AMPUTATIONS, ABNORMALITIES, MISSING FINGERS, AND/OR DERMIS IN APPROPRIATE BLOCK	
	9. R I N G F I N G E R		
	8. M I D D L E F I N G E R		
	7. I N D E X F I N G E R		
	6. T H U M B		
<p>IMPORTANT</p> <p>ATTACH DD FORM 2A <i>(Identification Card)</i> TO THIS FORM IF AVAILABLE</p>		5. L I T T L E F I N G E R	
<p>IMPRESSIONS TAKEN BY <i>(Name)</i></p>		4. R I N G F I N G E R	
<p>IMPRESSIONS TAKEN BY <i>(Name)</i></p>		3. M I D D L E F I N G E R	
<p>IMPRESSIONS TAKEN BY <i>(Name)</i></p>		2. I N D E X F I N G E R	
<p>IMPRESSIONS TAKEN BY <i>(Name)</i></p>		1. T H U M B	
FOR FEDERAL BUREAU OF INVESTIGATION USE ONLY			
IDENTIFIED BY FINGERPRINT COMPARISON AS: LAST-NAME-FIRST NAME-MIDDLE INITIAL		SERVICE NUMBER	
OFFICIAL APPROVING FINGERPRINT COMPARISON <i>(Name)</i>		DATE	

DD FORM 894, FEB 56 (EG)

USAPA V1.00

**Figure E-4. DD Form 894, Record of Identification Processing
Fingerprint Chart**

QUESTIONNAIRE OF LOCAL INHABITANTS					
PRIVACY ACT STATEMENT AUTHORITY: 10 USC Sections 1481 through 1488, EO 9397, Nov. 1943 (SSN). PURPOSE AND USE: This form is used to establish initial identification of deceased personnel. DISCLOSURE: Personal information provided on this form is given on a voluntary basis. Failure to provide this information, however, may result in improper identification of the deceased person and person making visual identification.					
1. PERSON INTERVIEWED a. NAME (Last, First, Middle Initial)			b. ADDRESS		
c. OCCUPATION		d. DATE INTERVIEWED (YYYYMMDD)			
2a. ARE THERE REMAINS BELIEVED TO BE U.S. FORCES INTERRED IN THIS AREA? (If Yes, complete 2b., c., d., and e.)		YES		b. WHO INTERRED THE REMAINS?	
		NO			
c. DATE OF DEATH (YYYYMMDD)		d. DATE OF INTERMENT (YYYYMMDD)		e. WHERE WERE THE REMAINS INTERRED? (Include grid coordinates)	
3a. ARE THERE REMAINS BELIEVED TO BE U.S. FORCES ABOVE GROUND IN THIS AREA? (If Yes, complete 3b., c., and d.)		YES		b. WHO FOUND THE REMAINS?	
		NO			
c. WHERE ARE THE REMAINS NOW? (Include grid coordinates)				d. DATE OF DEATH (YYYYMMDD)	
4. WAS THE PERSON WHO FOUND THE REMAINS A WITNESS TO THE DEATH?		YES		5. WERE REMAINS RECOVERED FROM AN AIRCRAFT OR ARMORED VEHICLE? (If Yes, describe type, marking, and crew position.)	
		NO			
6. IS THE AREA WHERE REMAINS ARE LOCATED MINED AND/OR BOOBY TRAPPED? (If Yes, describe in Item 12.)		YES			
		NO			
7a. WERE THE REMAINS TENTATIVELY IDENTIFIED PRIOR TO BURIAL? (If Yes, complete 7b.)		YES			
		NO			
b. PERSON WHO TENTATIVELY IDENTIFIED THE REMAINS: (1) NAME (Last, First, Middle Initial)		(2) TITLE		(3) ADDRESS	
8a. WERE PERSONAL EFFECTS RECOVERED WITH REMAINS? (If Yes, complete 8b. and describe in Item 12.)		YES		b. WHERE ARE EFFECTS NOW?	
		NO			
9a. WAS GOVERNMENT PROPERTY FOUND AND/OR RECOVERED WITH REMAINS? (If Yes, complete 9b. and describe in Item 12.)		YES		b. WHERE IS PROPERTY NOW?	
		NO			
10a. WERE U.S. FORCES PERSONNEL GIVEN MEDICAL TREATMENT PRIOR TO DEATH? (If Yes, complete 10b., c., and d.)		YES		b. WHO PROVIDED MEDICAL AID?	
		NO			
c. NAME OF MEDICAL FACILITY			d. LOCATION OF MEDICAL FACILITY		
11a. WERE U.S. FORCES PERSONNEL MISTREATED PRIOR TO OR AFTER DEATH? (If Yes, complete 11b. and c. and explain in Item 12.)		YES		b. WHO MISTREATED THE PERSONNEL?	
		NO			
c. WITNESS TO MISTREATMENT (1) NAME (Last, First, Middle Initial)			(2) ADDRESS		
12. ADDITIONAL INFORMATION (Use continuation sheet if necessary)					
13. PREPARING OFFICIAL a. NAME (Last, First, Middle Initial)		b. RANK	c. ORGANIZATION	d. SIGNATURE	e. DATE SIGNED (YYYYMMDD)

DD FORM 1074, JUL 1998 (EG)

PREVIOUS EDITION MAY BE USED.

Designed using Perform Pro, WHS/DIOR, Jun 98

Figure E-5. DD Form 1074, Questionnaire of Local Inhabitants

CONVOY LIST OF REMAINS OF DECEASED PERSONNEL					
PRIVACY ACT STATEMENT AUTHORITY: 10 USC Sections 1481 through 1488, EO 9397, Nov. 1943 (SSN). PURPOSE AND USE: This form is used to establish initial identification of deceased personnel. DISCLOSURE: Personal information provided on this form is given on a voluntary basis. Failure to provide this information, however, may result in improper identification of the deceased person and person making visual identification.					
1. FROM		2. TO		3. DATE PREPARED (YYYYMMDD)	4. PAGE OF PAGES
5. VEHICLE/AIRCRAFT ID NUMBER	6. EVACUATION NUMBER	7. TENTATIVELY IDENTIFIED DECEASED (If unidentified, so state)			
		a. NAME (Last, First, Middle Initial)	b. GRADE	c. SSN	d. ORGANIZATION
8. AIRCRAFT/VEHICLE DEPARTED	9. AIRCRAFT/VEHICLE COMMANDER				
a. TIME	a. NAME (Last, First, Middle Initial)	b. GRADE	c. ORGANIZATION		
b. DATE (YYYYMMDD)	d. SIGNATURE			e. DATE SIGNED (YYYYMMDD)	
10. AIRCRAFT/VEHICLE ARRIVED	11. RECEIVING OFFICIAL				
a. TIME	a. NAME (Last, First, Middle Initial)	b. GRADE	c. ORGANIZATION		
b. DATE (YYYYMMDD)	d. SIGNATURE			e. DATE SIGNED (YYYYMMDD)	

DD FORM 1075, JUL 1998 (EG) PREVIOUS EDITION MAY BE USED. Designed using Perform Pro, WHS/DIOR, Jun 98

Figure E-6. DD Form 1075, Convoy List of Remains of Deceased Personnel

RECORD OF PERSONAL PROPERTY/PERSONAL EFFECTS					1. DATE (YYYYMMDD)	2. PAGE OF PAGES
PRIVACY ACT STATEMENT						
<p>AUTHORITY: 10 USC Sections 1481 through 1488, EO 9397, Nov. 1943 (SSN).</p> <p>PURPOSE AND USE: This form is used to establish association of personal property/personal effects.</p> <p>DISCLOSURE: Personal information provided on this form is given on a voluntary basis. Failure to provide this information, however, may result in improper identification of the personal effects/personal belongings.</p>						
3. PERSONAL PROPERTY/PERSONAL EFFECTS BELIEVED TO BE OF:						
a. NAME (Last, First, Middle Initial) (or Unidentified)	b. GRADE	c. SSN	d. ORGANIZATION	e. STATUS	f. DATE OF STATUS (YYYYMMDD)	
4. PLACE OF RECOVERY (include grid coordinates)			5. DATE OF RECOVERY (YYYYMMDD)	6. EVACUATION NUMBER		
7. INVENTORY OF PERSONAL PROPERTY/PERSONAL EFFECTS Use DD Form 1076C for additional entries.						
a. QUANTITY	b. DESCRIPTION	c. RECEIVED	d. CONDITION	e. DISPOSITION		
8. FUNDS/NEGOTIABLE INSTRUMENTS/OTHER HIGH VALUE ITEMS TRANSMITTED WITH EFFECTS Use DD Form 1076C for additional entries.						
a. QUANTITY	b. DESCRIPTION	c. RECEIVED	d. CONDITION	e. DISPOSITION		
9. PREPARING OFFICIAL						
I certify that the accuracy and propriety of the above inventory is in accordance with the current DoD directives governing it.						
a. NAME (Last, First, Middle Initial)	b. GRADE	c. ORGANIZATION				
d. SIGNATURE	e. POSITION			f. DATE SIGNED (YYYYMMDD)		
10. RECEIVING OFFICIALS						
I certify that the above listing comprises all the personal property and/or personal effects located in this area. I also certify that all my other responsibilities under current DoD regulations and applicable directives have been read and understood.						
a. NAME (Last, First, Middle Initial)	b. GRADE	c. ORGANIZATION				
d. SIGNATURE		e. POSITION		f. DATE SIGNED (YYYYMMDD)		
a. NAME (Last, First, Middle Initial)	b. GRADE	c. ORGANIZATION				
d. SIGNATURE		e. POSITION		f. DATE SIGNED (YYYYMMDD)		
a. NAME (Last, First, Middle Initial)	b. GRADE	c. ORGANIZATION				
d. SIGNATURE		e. POSITION		f. DATE SIGNED (YYYYMMDD)		
11. PERSON ELIGIBLE TO RECEIVE EFFECTS (PERE) PERE determination is the responsibility of an appointed Summary Court Martial Officer.						
I understand that delivery of the personal property and/or personal effects to me does not in itself vest title for this property or effects in me. Further, I accept this property/effects contingent upon possible disposition to others in accordance with applicable state laws.						
a. NAME (Last, First, Middle Initial)	b. SIGNATURE	c. Were Personal Effects Inventoried before Receipt? (X as appropriate)		d. DATE SIGNED (YYYYMMDD)		
		<input type="checkbox"/> YES <input type="checkbox"/> NO				

DD FORM 1076, AUG 2005, TEST

PREVIOUS EDITIONS ARE OBSOLETE

Figure E-7. DD Form 1076, Record of Personal Property/Personal Effects

COLLECTION POINT REGISTER OF DECEASED PERSONNEL					1. DATE OF REPORT		2. PAGE _____ OF _____ PAGES			
3. COLLECTION POINT NAME			4. COLLECTION POINT LOCATION (Include grid coordinates)		5. ORGANIZATION OPERATING COLLECTION POINT					
6. EVACUATION NUMBER	7. INFORMATION ON DECEASED				8. SEARCH AND RECOVERY NUMBER	9. NAME OF PERSON AND/OR UNIT RECOVERING REMAINS	10. PLACE OF RECOVERY (Include grid coordinates)	11. DATE RECOVERED	12. UNIT RECEIVED FROM	13. REMAINS EVACUATED TO
	a. NAME (Last, First, Middle Initial) (If unidentified, so state)	b. RANK	c. SSN	d. ORGANIZATION						

DD Form 1077, JUL 84

Previous editions are obsolete.

Figure E-9. DD Form 1077, Collection Point Register of Deceased Personnel

INTERMENT/DISINTERMENT REGISTER							1. DATE (YYYYMMDD)	2. PAGE		
							OF	PAGES		
<p style="margin: 0;">PRIVACY ACT STATEMENT</p> <p style="margin: 0; font-size: small;">AUTHORITY: 10 USC Sections 1481 through 1488, EO 9397, Nov. 1943 (SSN). PURPOSE AND USE: This form is used to establish initial identification of deceased personnel. DISCLOSURE: Personal information provided on this form is given on a voluntary basis. Failure to provide this information, however, may result in improper identification of the deceased person and person making visual identification.</p>										
3. UNIT OPERATING INTERMENT/DISINTERMENTSITE					4. LOCATION OF INTERMENT/DISINTERMENTSITE (Include grid coordinates)					
5. PROCESSING NUMBER	6. TENTATIVELY IDENTIFIED DECEDENT (If unidentified, so state)					7. UNIT DELIVERING REMAINS	8. DATE RECEIVED (YYYYMMDD)	9. DATE OF INTERMENT/DISINTERMENT (YYYYMMDD)	10. INTER/DISINTER LOCATION	
	a. NAME <small>(Last, First, Middle Initial)</small>	b. GRADE	c. SSN	d. BRANCH OF SERVICE	e. ORGANIZATION				a. ROW	b. SPACE

DD FORM 1079, JUL 1998 (EG)

PREVIOUS EDITION MAY BE USED.

Designed using Perform Pro, WHS/DIOR, Jun 9 8

Figure E-10. DD Form 1079, Interment/Disinterment Register

1. NAME (Last-First-Middle Initial/Initial, Prename)		2. SERVICE NUMBER/NUMERO MATRICULE	3. GRADE/GRADE	4. NATIONALITY (p.g. 23AM (Unit))
5. FORCE/ARMEE	6. BRANCH AND TRADE/ARMEE (p.g. Infantry)		7. UNIT/UNITE	
8. AGE/AGE	9. RACE/RACE	10. RELIGION/RELIGION	11. FACILITY WHERE TAGGED/LEU D'ETABLISSEMENT DE LA FICHE	
12. DIAGNOSIS (including cause/CHARGEMENT (Cause complete)		13. DATE AND HOUR TAGGED/DATE ET HEURE D'ETABLISSEMENT DE LA FICHE		14. DATE & HOUR INJURED/DATE ET HEURE DE LA BLESSURE
15. LINE OF SERVICE/RELATION AVEC LE SERVICE		16. INJURY/BLESSURE		17. SICK/MALADIE
		18. WHAT WAS HE DOING WHEN INJURED/QUE FAISAIT-IL LORSQU'IL FUT BLESSE		19. TREATMENT/TRAITEMENT EFFECTUE
20. TREATMENT GIVEN (For antibiotics specify which and give dose, hour and date)/TRAITEMENT EFFECTUE (Si des antibiotiques ont été employés, préciser leur nature, la dose, l'heure et la date)		21. MORPHINE - 1st/MORPHINE - 1ère		22. MORPHINE - 2nd/MORPHINE - 2ème
23. DISPOSITION/DESTINATION DONNEE AU BLESSE		24. MORPHINE - 3rd/MORPHINE - 3ème		25. TETANUS TOXOID/TOXOÏDE ANTITÉTANIQUE
		26. A. T. SERUM/SÉRUM ANTITÉTANIQUE		27. MEDICAL OFFICER (Signature & Grade)/SIGNATURE ET GRADE DU MÉDECIN
28. HOUR AND DATE TAGGED/HEURE ET DATE		29. REMARKS/REMARQUES		

DD FORM 1380, 1 JUN 69 U. S. FIELD MEDICAL CARD/FICHE MEDICALE DE L'AVANT ETATS-UNIS

a. ABOLITION/CONFESION	b. HOLY COMMUNION/SAINTE COMMUNION	c. EXTREME UNCTION/EXTREME ONCTION
30. OTHER OBSERVATIONS/AUTRES REMARQUES		d. CHAPLAIN (Signature)/SIGNATURE DE L'AUMONIER
31. DIET/REGIME ALIMENTAIRE		
<input type="checkbox"/> REGULAR/NORMAL <input type="checkbox"/> LIQUID/LIQUIDE <input type="checkbox"/> NOTHING BY MOUTH/RIEN PAR VOIE ORALE		
32. REMARKS/REMARQUES		

☆ U. S. GOVERNMENT PRINTING OFFICE: 1969-117-001

Figure E-11. DD Form 1380, US Field Medical Card

MILITARY SHIPMENT LABEL		<i>Form Approved, OMB No. 0704-0188</i>
1. TRANSPORTATION CONTROL NUMBER		2. POSTAGE DATA
3. FROM		4. TYPE SERVICE
5. SHIP TO/POE		6. TRANS PRIORITY
7. POD		8. PROJECT
9. ULTIMATE CONSIGNEE OR MARK FOR	10. WT. (This piece)	11. RDD
	12. CUBE (This piece)	13. CHARGES
	14. DATE SHIPPED	15. FMS CASE NUMBER
	16. PIECE NUMBER	
	17. TOTAL PIECES	

DD FORM 1387, JUL 1999

PREVIOUS EDITION IS OBSOLETE.

Figure E-13. DD Form 1387, Military Shipment Label

SPECIAL HANDLING DATA/CERTIFICATION

1. ITEM NOMENCLATURE	2. NET QUANTITY PER PACKAGE	3. TRANSPORTATION CONTROL NO.
	4. CONSIGNMENT GROSS WEIGHT	5. DESTINATION
6. SUPPLEMENTAL INFORMATION		
This is to certify that the above named materials are properly classified, described, packaged, marked and labeled, and in proper condition for transportation according to the applicable regulations of the Dept of Transportation. THIS IS A U.S. DEPARTMENT OF DEFENSE SHIPMENT! <i>(Complete applicable blocks below)</i>		
7. DTR REFERENCE		
8. HANDLING INSTRUCTIONS		
9. ADDRESS OF SHIPPER		10. TYPED NAME, SIGNATURE AND DATE

DD FORM 1387-2, NOV 2004

PREVIOUS EDITION IS OBSOLETE.

Form Approved/OMB No. 0704-0188

Figure E-14. DD Form 1387-2, Special Handling Data/Certification

UNITED STATES DEPARTMENT OF DEFENSE CERTIFICATE OF DEATH			
SECTION I - DECEDENT INFORMATION			
1. NAME OF DECEASED (Last, First, Middle)		2. GRADE	3. BRANCH AND COMPONENT OF SERVICE
5. ORGANIZATION		6. CITIZENSHIP	8. DATE OF BIRTH
		7. STATE, NATION OF BIRTH	9. GENDER <input type="checkbox"/> MALE <input type="checkbox"/> FEMALE
10. RACE	11. HISPANIC ORIGIN: YES <input type="checkbox"/> NO <input type="checkbox"/>	12. MARITAL STATUS	13. RELIGION
14. NAME OF NEXT OF KIN		15. RELATIONSHIP TO DECEASED	
16. STREET ADDRESS OF NEXT OF KIN		17. CITY OR TOWN AND STATE OR COUNTRY	
SECTION 2 - MEDICAL STATEMENT			
18. DATE OF DEATH		19. TIME OF DEATH	20. PLACE OF DEATH
21. CAUSE OF DEATH			22. INTERVAL BETWEEN ONSET AND DEATH
a. IMMEDIATE CAUSE ¹			
b. DUE TO			
c. DUE TO			
d. OTHER SIGNIFICANT CONDITIONS ²			
23. AVIATION-RELATED: YES <input type="checkbox"/> NO <input type="checkbox"/>		24. COMBAT-RELATED: YES <input type="checkbox"/> NO <input type="checkbox"/>	25. OTHER (Explain below): <input type="checkbox"/>
26. CIRCUMSTANCES SURROUNDING DEATH DUE TO EXTERNAL CAUSES			
27. MANNER OF DEATH			
a. NATURAL <input type="checkbox"/>	b. ACCIDENT <input type="checkbox"/>	c. SUICIDE <input type="checkbox"/>	d. HOMICIDE <input type="checkbox"/>
g. AUTOPSY PERFORMED: YES <input type="checkbox"/> NO <input type="checkbox"/>		h. DATE OF AUTOPSY	i. PLACE OF AUTOPSY
e. UNDETERMINED <input type="checkbox"/> f. PENDING <input type="checkbox"/>			
I HAVE VIEWED THE REMAINS OF THE DECEASED AND DEATH OCCURRED AT THE TIME INDICATED AND FROM THE CAUSES AS STATED ABOVE.			
28a. CERTIFYING PHYSICIAN NAME		28b. GRADE	28c. TITLE OR DEGREE
28d. CERTIFYING PHYSICIAN SIGNATURE		28e. DATE	
29a. PATHOLOGIST NAME		29b. GRADE	29c. TITLE OR DEGREE
29d. PATHOLOGIST SIGNATURE		29e. DATE	
SECTION 3 - MORTUARY AFFAIRS			
30a. MORTICIAN PREPARING REMAINS		30b. GRADE	30c. LICENSE NUMBER AND STATE
30d. INSTALLATION OR ADDRESS		30e. DATE	30f. SIGNATURE
31. NAME OF CEMETERY OR CREMATORY		32. LOCATION OF CEMETERY OR CREMATORY	
33. TYPE OF DISPOSITION		34. DATE OF DISPOSITION	
<small>¹ State disease, injury or complication which caused death, but not mechanism of dying such as heart failure, etc. ² State conditions contributing to the death, but not related to the disease or condition causing death.</small>			

DD Form 2064, TEST

Figure E-15. DD Form 2064, United States Department of Defense Certificate of Death

FOOTPRINT RECORD		HEALED SCARS OR OTHER ABNORMALITIES	
		TYPE	LOCATION
LAST NAME - FIRST NAME - MIDDLE NAME		SSAN	
ORGANIZATION (Location)			
DATE FOOTPRINTED		SIGNATURE OF PERSON TAKING FOOTPRINTS	
LEFT		RIGHT	

AF FORM NOV 66 137

U. S. GOVERNMENT PRINTING OFFICE: 1988-217-903

Figure E-16. AF Form 137, Footprint Record

APPENDIX F
KEY POINTS OF CONTACT

1. DOD

Deputy Assistant Secretary of Defense
(Military Community and Family Policy)
The Pentagon, 1B700
Washington, DC 20318
Phone: (703) 614-4074 / (DSN 224)

2. The Joint Staff

Joint Staff J-4/MRD
The Pentagon, 2C828
Washington, DC 20318-4000
Phone: (703) 697-1535 / (DSN 227)

3. The Services

a. Army

- (1) **Mortuary Affairs and Casualty Support Division**
US Army Human Resources Command
ATTN: TAPC-PED
Alexandria, VA 22331-0482
Phone: (703) 325-5314 / (DSN 221)

- (2) **Army Mortuary Affairs Center**
1201 22nd Street
Fort Lee, VA 23801-1601
Phone: (804) 734-3831 / (DSN 687)
Website: www.quartermaster.army.mil/mac

b. Air Force

- (1) **HQ USAF/ILVR**
Chief, Readiness and Requirements Division
The Pentagon, 1770 Air Force
Washington, DC 20330-1770
Phone: (703) 604-6423 / (DSN 664)

- (2) **HQ, Air Mobility Command**
503 Ward Drive, #203
Scott AFB, IL 62225
Phone: (618) 229-7844 / (DSN 779)

c. **Navy**

Mortuary Affairs Officer, Military Medical Support Office
320A B Street, Building 34-H
Mortuary Affairs Officer (USN)
Great Lakes, IL 60088
Phone: (847) 688-3950 / (DSN 792)

d. **Marine Corps**

HQ USMC
Manpower and Reserve Affairs, Code MRP
3280 Russell Road
Quantico, VA 22134-5102
Phone: (703) 784-9512 / (DSN 278)

e. **Coast Guard**

Coast Guard Headquarters (GH)
2100 2nd Street, SW
Washington, DC 20593-0001
Mortuary Affairs Staff Phone: (202) 267-1648
The USCG Command Center: (202) 267-2100

4. Combatant Commands

a. **USCENTCOM**

HQ USCENTCOM
Logistics Operations Division, (CCJ4-0)
7115 South Boundary Road
MacDill AFB, FL 33621-5101
Phone: (813) 827-2162 / DSN 651

b. USEUCOM

HQ USEUCOM

ECJ4-LS-EMS

JOINT MORTUARY AFFAIRS OFFICER

UNIT 30400

APO AE 091318

Phone: 011-49-711-680-5651 / DSN 314-430-5651

c. USJFCOM

HQ USJFCOM

Attn: JMAO

1562 Mitschner Ave, Suite 200

Norfolk, VA 23551-2488

Phone: (757) 836-5930 / (DSN 836)

d. USPACOM

HQ USPACOM

Attn. J47

P.O. Box 64020

Camp Smith, HI 96861-4020

Phone: (808) 477-6257 / (DSN 315)

e. USSOCOM

HQ USSOCOM

SOAL-J4-O

7701 Tampa Point Blvd

MacDill AFB, FL 33621

Phone: (813) 828-3823 / (DSN 299)

f. USSOUTHCOM

HQ USSOUTHCOM

SCJ4-LRC

3511 NW 91st Ave

Miami, FL 33172

Phone: (305) 437-1419 / (DSN 567)

5. Other

a. **Central Joint Mortuary Affairs Board.** The CJMAB functions as a coordinating group of O-6 level representatives from the Army, Navy, Air Force, the Joint Staff J-4, and the AFME, to promote uniform service policies, procedures, plans, and records for the disposition of remains and PE. The Army maintains the CJMAB and designates its chairman. See Chapter I, “The Mortuary Affairs Program,” paragraph 5f for more detail.

Director, Casualty and Memorial Affairs Operations Center

CDR, Army Human Resources Command

ATTN: AHRC-PEC

200 Stovall Street

Alexandria, VA 22332

Phone: (703) 325-0489 / (DSN 221)

Website: <https://www.perscomonline.army.mil/tagd/cmaoc/cmaoc.htm>

b. **Armed Forces Medical Examiner.** The AFME is a component of the AFIP. The AFIP is a tri-service agency of DOD. The AFME identifies organization, policies, and procedures concerning medicolegal (forensic) investigations for determining the case and manner of death under specific circumstances. See Chapter I, “The Mortuary Affairs Program,” paragraph 5i for more detail.

Armed Forces Medical Examiners Office

1413 Research Boulevard

Rockville, MD 20850

Phone: (301) 319-0000 / (DSN 285-0000)

Website: www.afip.org/Departments/afmeo

c. **Joint POW/MIA Accounting Command.** The JPAC’s mission is to achieve the fullest possible accounting of all Americans missing as a result of our nation’s previous conflicts. JPAC is responsible for conducting S&R operations worldwide for unaccounted for American servicemen from World War II, the Korean War, the Cold War, and the Vietnam War. See Chapter I, “The Mortuary Affairs Program,” paragraph 5g for more detail.

Attn: Public Affairs Office

310 Worcester Ave. Bldg 45

Hickam AFB, HI 96853-5530

Phone: (808) 448-1939 or (808) 448-1935

Fax: (808) 448-1998

Email: webmaster@jpac.pacom.mil

d. **Armed Forces DNA Identification Laboratory (AFDIL).** The AFDIL supports the Central Identification Laboratory Hawaii in mitochondria DNA analysis.

Armed Forces DNA Identification Laboratory

DOD Registration Laboratory

1413 Research Boulevard

Rockville, MD 20850

Phone: (301) 319-0250

e. **Armed Forces Institute of Pathology.** The AFIP provides pathology expertise to the US military and civilians around the world through excellence in diagnostic consultation, education and research. With a combined staff of more than 800 military, federal civilian, and contract employees, the AFIP is an international resource in the field of diagnostic pathology in medicine, dentistry, and the veterinary sciences. See Chapter I, “The Mortuary Affairs Program,” paragraph 5j for more detail.

Armed Forces Institute of Pathology

6825 16th Street, NW

Washington, DC 20306-6000

Phone: (202) 782-2100

Website: www.afip.org

6. Subject Matter Experts

a. **Centers for Disease Control and Prevention.** The CDC is recognized as the jurisdictional federal agency for protecting the health and safety of people — at home and abroad, providing credible information to enhance health decisions, and promoting health through strong partnerships. CDC serves as the national focus for developing and applying disease prevention and control, environmental health, and health promotion and education activities designed to improve the health of the people of the United States.

Centers for Disease Control and Prevention

1600 Clifton Road

Atlanta, GA 30341-3724

Phone: (404) 639-3311

Website: www.cdc.gov

b. **US Army Medical Research and Materiel Command (USAMRMC).** The USAMRMC operates six medical research laboratories and institutes in the US. These laboratories make up the core science and technology (S&T) capability of the command. They are centers of excellence in specific areas of biomedical research, staffed by highly qualified military and civilian scientists and support personnel. The command’s in-house S&T capabilities are enhanced by a large extramural contract research program, and numerous cooperative research and development (R&D) agreements with leading R&D organizations in the civilian sector. The command’s headquarters and several of its institutes are listed below.

- (1) **HQ, US Army Medical Research and Materiel Command**
504 Scott Street
Fort Detrick, MD 21702-5012
Phone: (301) 619-7378 / (DSN 343)
Website: mrmc.detrick.army.mil

- (2) **US Army Medical Research Institute of Chemical Defense**
MCMR-UVA
31 Ricketts Point Road
Aberdeen Proving Ground, MD 21010-5400
Phone: (410) 436-3276 / (DSN 298)
Website: www.chemdefapgea.army.mil

- (3) **US Army Medical Research Institute of Infectious Diseases**
MCMR-UIZ
1425 Porter Road
Fort Detrick, MD 21702-5011
Phone: (301) 619-2285 / (DSN 343)
Website: www.usamriid.army.mil

- (4) **US Army Medical Research Institute of Environmental Medicine**
MCMR-UEMZ
Kansas Street, Building 42
Natick, MA 01760-5007
Phone: (508) 233-4811
Website: www-usariem.army.mil

c. **US Army Resource, Development, and Engineering Command.** The RDECOM leads the military in chemical and biological defense and support to the military forces from daily peace activities to preparing and conducting military operations. Several of its key organizations include:

HQ, US Army Resource, Development, and Engineering Command
ATTN: AMSRD-PA
5183 Blackhawk Road, Building E5101
Aberdeen Proving Ground, MD 21010-5424
Phone: (410) 436-4345 / (DSN 298)
Website: www.rdecom.army.mil

APPENDIX G REFERENCES

The development of JP 4-06 is based upon the following primary references:

1. *Title 10, United States Code* as amended by the DOD Reorganization Act of 1986.
2. DODD 1300.22, *Mortuary Affairs Policy*.
3. DODD 3025.1, *Military Support to Civil Authorities*.
4. DODD 3025.15, *Military Assistance to Civil Authorities*.
5. DODD 5100.1, *Functions of the Department of Defense and its Major Components*.
6. DODD 5100.46, *Foreign Disaster Relief*.
7. DODD 5154.24, *Armed Forces Institute of Pathology*.
8. DODI 1300.18, *Military Personnel Casualty Matters, Policies, and Procedures*.
9. DODI 6055.1, *DOD Safety and Occupational Health (SOH) Program*.
10. DODI 6055.5, *Industrial Hygiene and Occupational Health*.
11. CJCSM 3122.03A, *Joint Operation Planning and Execution System, Vol II: (Planning and Execution Formats and Guidance)*.
12. CJCSI 5120.02, *Joint Doctrine Development System*.
13. JP 1-02, *DOD Dictionary of Military and Associated Terms*.
14. JP 3-07.6, *Joint Tactics, Techniques, and Procedures for Foreign Humanitarian Assistance*.
15. JP 3-11, *Joint Doctrine for Operations in Nuclear, Biological, and Chemical (NBC) Environments*.
16. JP 3-26, *Homeland Security*.
17. JP 3-33, *Joint Task Force Headquarters*.
18. JP 3-34, *Joint Engineer Operations*.
19. JP 3-57, *Joint Doctrine for Civil-Military Operations*.

20. JP 4-0, *Doctrine for Logistic Support of Joint Operations*.
21. AR 40-57 / AFJI 44-111 / Navy BUMEDINST 5360.26, *Armed Forces Medical Examiner System*.
22. AR 638-2, *Care and Disposition of Remains and Disposition of Personal Effects*.
23. Army FM 10-64, *Mortuary Affairs Operations*.
24. Army FM 10-286, *Identification of Deceased Personnel*.
25. Army Mortuary Affairs Center, *Mortuary Affairs Staff Guide*.
26. Army Soldier and Biological Chemical Command, *Guidelines for Mass Fatality Management During Terrorist Incidents Involving Chemical Agents*.
27. Air Force Instruction 34-242, *Mortuary Affairs Program*.
28. Air Force Instruction 34-244, *Disposition of Personal Property and Effects*.
29. Navy Medical Command Instruction 5360.1, *Decedent Affairs Manual*.
30. Marine Corps Order P3040.4D, *Marine Corps Casualty Procedures Manual*.
31. Marine Corps Warfighting Publication 4-11.8, *Services in an Expeditionary Environment*.

APPENDIX H ADMINISTRATIVE INSTRUCTIONS

1. User Comments

Users in the field are highly encouraged to submit comments on this publication to: Commander, United States Joint Forces Command, Joint Warfighting Center, ATTN: Doctrine and Education Group, 116 Lake View Parkway, Suffolk, VA 23435-2697. These comments should address content (accuracy, usefulness, consistency, and organization), writing, and appearance.

2. Authorship

The lead agent for this publication is the US Army. The Joint Staff doctrine sponsor for this publication is the Director for Logistics (J-4).

3. Supersession

This publication supersedes JP 4-06, 28 August 1996, *Joint Tactics, Techniques, and Procedures for Mortuary Affairs in Joint Operations*.

4. Change Recommendations

- a. Recommendations for urgent changes to this publication should be submitted:

TO: JOINT STAFF WASHINGTON DC//J4//
INFO: JOINT STAFF WASHINGTON DC//J7-JEDD//
CDRUSJFCOM SUFFOLK VA//DOC GP//

Routine changes should be submitted electronically to Commander, Joint Warfighting Center, Doctrine and Education Group and info the Lead Agent and the Director for Operational Plans and Joint Force Development J-7/JEDD via the CJCS JEL at <http://www.dtic.mil/doctrine>.

- b. When a Joint Staff directorate submits a proposal to the Chairman of the Joint Chiefs of Staff that would change source document information reflected in this publication, that directorate will include a proposed change to this publication as an enclosure to its proposal. The Military Services and other organizations are requested to notify the Joint Staff/J-7 when changes to source documents reflected in this publication are initiated.

c. Record of Changes:

CHANGE NUMBER	COPY NUMBER	DATE OF CHANGE	DATE ENTERED	POSTED BY	REMARKS

5. Distribution of Printed Publications

a. Additional copies of this publication can be obtained through the Service publication centers listed below (initial contact) or USJFCOM in the event that the joint publication is not available from the Service.

b. Individuals and agencies outside the combatant commands, Services, Joint Staff, and combat support agencies are authorized to receive only approved joint publications and joint test publications. Release of any classified joint publication to foreign governments or foreign nationals must be requested through the local embassy (Defense Attaché Office) to DIA Foreign Liaison Office, PO-FL, Room 1E811, 7400 Defense Pentagon, Washington, DC 20301-7400.

c. Additional copies should be obtained from the Military Service assigned administrative support responsibility by DOD Directive 5100.3, 15 November 1999, *Support of the Headquarters of Unified, Specified, and Subordinate Joint Commands*.

By Military Services:

Army: US Army AG Publication Center SL
 1655 Woodson Road
 Attn: Joint Publications
 St. Louis, MO 63114-6181

Air Force: Air Force Publications Distribution Center
 2800 Eastern Boulevard
 Baltimore, MD 21220-2896

Navy: CO, Naval Inventory Control Point
 700 Robbins Avenue
 Bldg 1, Customer Service
 Philadelphia, PA 19111-5099

Marine Corps: Commander (Attn: Publications)
 814 Radford Blvd, Suite 20321
 Albany, GA 31704-0321

Coast Guard: Commandant (G-OPD)
US Coast Guard
2100 2nd Street, SW
Washington, DC 20593-0001

Commander
USJFCOM JWFC Code JW2102
Doctrine and Education Group (Publication Distribution)
116 Lake View Parkway
Suffolk, VA 23435-2697

d. Local reproduction is authorized and access to unclassified publications is unrestricted. However, access to and reproduction authorization for classified joint publications must be in accordance with DOD Regulation 5200.1-R, *Information Security Program*.

6. Distribution of Electronic Publications

a. The Joint Staff will not print copies of electronic joint publications for distribution. Electronic versions are available at www.dtic.mil/doctrine (NIPRNET), or <http://nmcc20a.nmcc.smil.mil/dj9j7ead/doctrine/> (SIPRNET).

b. Only approved joint publications and joint test publications are releasable outside the combatant commands, Services, and Joint Staff. Release of any classified joint publication to foreign governments or foreign nationals must be requested through the local embassy (Defense Attaché Office) to DIA Foreign Liaison Office, PO-FL, Room 1E811, 7400 Defense Pentagon, Washington, DC 20301-7400.

Intentionally Blank

GLOSSARY
PART I — ABBREVIATIONS AND ACRONYMS

AFB	Air Force base
AFDIL	Armed Forces DNA Identification Laboratory
AFIP	Armed Forces Institute of Pathology
AFIRB	Armed Forces Identification Review Board
AFJI	Air Force joint instruction
AFME	Armed Forces Medical Examiner
AFMES	Armed Forces Medical Examiner System
AMC	Air Mobility Command
AOR	area of responsibility
APOE	aerial port of embarkation
AR	Army regulation
ATOC	air terminal operations center
BIO	biological
BUMEDINST	Bureau of Medicine and Surgery instruction
C2	command and control
CBRN	chemical, biological, radiological, or nuclear
CDC	Centers for Disease Control and Prevention
CJCS	Chairman of the Joint Chiefs of Staff
CJCSM	Chairman of the Joint Chiefs of Staff manual
CJMAB	Central Joint Mortuary Affairs Board
cm	centimeter
COA	course of action
CONUS	continental United States
CP	collection point
CS	civil support
DNA	deoxyribonucleic acid
DOD	Department of Defense
DODD	Department of Defense directive
DODI	Department of Defense instruction
DOS	Department of State
DS	direct support
DSCA	defense support of civil authorities
DTD	detailed troop decontamination
EA	executive agent
ECU	environmental control unit
EFAC	emergency family assistance center
EOD	explosive ordnance disposal
ESF	emergency support function

Glossary

FHA	foreign humanitarian assistance
FHC	family help center
FM	field manual
GPM	gallons per minute
GPS	global positioning system
GS	general support
HEPA	high efficiency particulate air
HN	host nation
HNS	host-nation support
HRP	human remains pouch
HSPD	homeland security Presidential directive
ICS	Incident Command System
ID	identification
J-1	manpower and personnel directorate of a joint staff
J-4	logistics directorate of a joint staff
JFC	joint force commander
JMAO	joint mortuary affairs office
JP	joint publication
JPAC	Joint POW/MIA Accounting Command
JTF	joint task force
JTF-MAO	joint task force – mortuary affairs office
kW	kilowatt
LAN	local area network
MA	mortuary affairs
MAC	Mortuary Affairs Center
MACP	mortuary affairs collection point
MADCP	mortuary affairs decontamination collection point
MC/FI	mass casualty/fatality incident
ME/C	medical examiner and/or coroner
MOPP	mission-oriented protective posture
MHU	modular heat unit
MIA	missing in action
NATO	North Atlantic Treaty Organization
NBC	nuclear, biological, and chemical
NCO	noncommissioned officer
NCOIC	noncommissioned officer in charge
NIMS	National Incident Management System

NGO	nongovernmental organization
NOK	next of kin
NPT	national pipe thread
NRP	National Response Plan
OCONUS	outside the continental United States
OIC	officer in charge
OPLAN	operation plan
PADD	person authorized to direct disposition of human remains
PE	personal effects
PERE	person eligible to receive effects
PFA	primary federal agency
pH	potential of hydrogen
POC	point of contact
POE	port of embarkation
POW	prisoner of war
PPE	personal protective equipment
QC	quality control
QM	quartermaster
QSTAG	quadripartite standardization agreement
R&D	research and development
RDECOM	US Army Research, Development, and Engineering Command
RF	radio frequency
S&R	search and recovery
S&T	science and technology
SecDef	Secretary of Defense
SJA	staff judge advocate
SOP	standard operating procedure
SSN	Social Security number
STANAG	standardization agreement (NATO)
TMEP	theater mortuary evacuation point
USAF	United States Air Force
USAMRMC	US Army Medical Research and Materiel Command
USG	United States Government
USTRANSCOM	United States Transportation Command
WMD	weapons of mass destruction

PART II — TERMS AND DEFINITIONS

antemortem identification media. Records, samples, and photographs taken prior to death. These include (but are not limited to) fingerprints, dental x-rays, body tissue samples, photographs of tattoos, or other identifying marks. These “predeath” records would be compared against records completed after death to help establish a positive identification of human remains. (This term and its definition modify the existing term and its definition and are approved for inclusion in the next edition of JP 1-02.)

area of responsibility. The geographical area associated with a combatant command within which a combatant commander has authority to plan and conduct operations. Also called AOR. (JP 1-02)

believed to be. The status of any human remains until a positive identification has been determined. Used interchangeably with tentative identification. (This term and its definition are applicable only in the context of this publication and should not be referenced outside this publication.)

casualty. Any person who is lost to the organization by having been declared dead, duty status - whereabouts unknown, missing, ill, or injured. (JP 1-02)

civil support. Department of Defense support to US civil authorities for domestic emergencies, and for designated law enforcement and other activities. Also called CS. (JP 1-02)

collection point. A point designated for the assembly of personnel casualties, stragglers, disabled materiel, salvage, etc., for further movement to collecting stations or rear installations. (JP 1-02)

combatant command (command authority). Nontransferable command authority established by title 10 (“Armed Forces”), United States Code, section 164, exercised only by commanders of unified or specified combatant commands unless otherwise directed by the President or the Secretary of Defense. Combatant command (command authority) cannot be delegated and is the authority of a combatant commander to perform those functions of command over assigned forces involving organizing and employing commands and forces, assigning tasks, designating objectives, and giving authoritative direction over all aspects of military operations, joint training, and logistics necessary to accomplish the missions assigned to the command. Combatant command (command authority) should be exercised through the commanders of subordinate organizations. Normally this authority is exercised through subordinate joint force commanders and Service and/or functional component commanders. Combatant command (command authority) provides full authority to organize and employ commands and forces as the combatant commander considers necessary to accomplish assigned missions. Operational control is inherent in combatant command (command authority). Also called COCOM. (JP 1-02)

combatant commander. A commander of one of the unified or specified combatant commands established by the President. (JP 1-02)

contaminated remains. Remains of personnel which have absorbed or upon which have been deposited radioactive material, or biological or chemical agents. (JP 1-02)

continental United States. United States territory, including the adjacent territorial waters, located within North America between Canada and Mexico. Also called CONUS. (JP 102)

emergency interment. An interment, usually on the battlefield, when conditions do not permit either evacuation for interment in an interment site or interment according to national or international legal regulations. (JP 1-02)

escort. 6. A member of the Armed Forces assigned to accompany, assist, or guide an individual or group, e.g., an escort officer. (JP 1-02)

graves registration program. A program that provides for search, recovery, tentative identification, and evacuation or temporary interment. Temporary interment is only authorized by the geographic combatant commander. Disposition of personal effects is included in this program. (JP 1-02)

group interment. None. (Upon approval of this revision, this term and its definition will be removed from JP 1-02.)

joint mortuary affairs office. Plans and executes all mortuary affairs programs within a theater. Provides guidance to facilitate the conduct of all mortuary programs and to maintain data (as required) pertaining to recovery, identification, and disposition of all US dead and missing in the assigned theater. Serves as the central clearing point for all mortuary affairs and monitors the deceased and missing personal effects program. Also called JMAO. (JP 1-02)

mass casualty. Any large number of casualties produced in a relatively short period of time, usually as the result of a single incident such as a military aircraft accident, hurricane, flood, earthquake, or armed attack that exceeds local logistic support capabilities. (JP 1-02)

mortuary affairs. Covers the search for, recovery, identification, preparation, and disposition of remains of persons for whom the Services are responsible by status and Executive Order. (JP 1-02)

organizational equipment. Referring to method of use: signifies that equipment (other than individual equipment) used in furtherance of the common mission of an organization or unit. (JP 1-02)

personal effects. All privately owned moveable, personal property of an individual. Also called PE. (JP 1-02)

personal property. Property of any kind or any interest therein, except real property, records of the Federal Government, and naval vessels of the following categories: surface combatants, support ships, and submarines. (JP 1-02)

person authorized to direct disposition of human remains. A person, usually primary next of kin, who is authorized to direct disposition of human remains. Also called PADD. (This term and its definition modify the existing term “person authorized to direct disposition of remains” and its definition and are approved for inclusion in the next edition of JP 1-02.)

person eligible to receive effects. The person authorized by law to receive the personal effects of a deceased military member. Receipt of personal effects does not constitute ownership. Also called PERE. (JP 1-02)

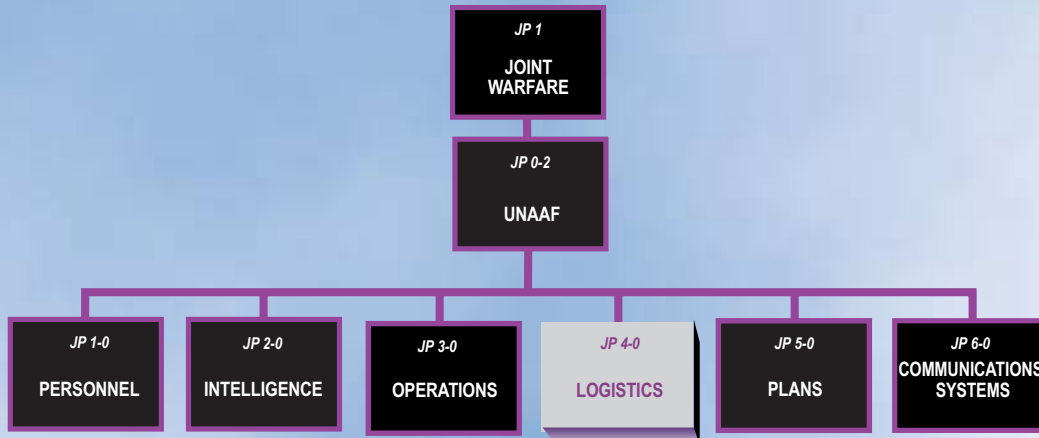
remains. Whenever used within this publication, remains will mean a dead human body, or a portion thereof. (This term and its definition are applicable only in the context of this publication and cannot be referenced outside this publication.)

search. 2. A systematic reconnaissance of a defined area, so that all parts of the area have passed within visibility. (JP 1-02)

temporary interment. A site for the purpose of: a. the interment of the remains if the circumstances permit; or b. the reburial of remains exhumed from an emergency interment. (JP 1-02)

trench interment. None. (Approved for removal from the next edition of JP 1-02.)

JOINT DOCTRINE PUBLICATIONS HIERARCHY



All joint doctrine and tactics, techniques, and procedures are organized into a comprehensive hierarchy as shown in the chart above. **Joint Publication (JP) 4-06** is in the **Logistics** series of joint doctrine publications. The diagram below illustrates an overview of the development process:

