



Status of Energy Benchmarking in the Metropolitan Washington Region

Presentation to the Air and Climate Policy Advisory Committee

November 16, 2015

Leah Boggs

Senior Environmental Planner



Metropolitan Washington
Council of Governments

2013-2016 Climate Action Plan Goal

■ Built Environment and Infrastructure

– Goal: To reduce non-transportation energy consumption, which accounts for two thirds of the region's greenhouse gas emissions

– Implementation Actions:

- 100% of jurisdictions track and/or benchmark energy performance in all government,
- 75% of jurisdictions participate in a regional EPA Portfolio Manager Master Account Sharing, and
- 75% of jurisdictions disclose energy performance of all government buildings.

Energy Benchmarking, Portfolio Manager, and Scoring

■ What is Energy Benchmarking?

- Tracking building energy and water use
- Use of a standard metric to compare the building's performance against past performance and nationwide sample








■ EPA's ENERGY STAR Portfolio Manager

- Online tool to measure and track energy and water consumption (and GHG emissions)
- Assesses: size, location, operations, hours of operation, density of workers, etc
- Benchmarks the performance of one building or a whole portfolio of buildings

■ Portfolio Manager Scoring

- Compares building energy data against national sample of buildings
- 1–100 ENERGY STAR score
 - Median energy performance - 50
 - Top energy performer – 75

Energy Benchmarking Regional Status

JURISDICTION	PRIORITY LEVEL	TRACKING AND/OR BENCHMARKING STATUS	DETAILS
1 DC	High	Government: 	Reporting deadline: April 1st of each year
		Commercial: 	Benchmarking help center
MARYLAND			
2 Bowie	Medium	Government: 	Energy benchmarking started for government facilities
		Commercial: 	Investigating Portfolio Manager for businesses as an item in City's Climate Action Plan
3 Frederick County	Low	Government: 	Tracking through Portfolio Manager but not benchmarking
		Commercial: 	
4 Greenbelt	Low	Government: 	Uses ICLEI's CACP
		Commercial: 	
5 Gaithersburg	Low	Government: 	Benchmarking expected to start soon
		Commercial: 	
6 Montgomery County	Critical	Government: 	23 facilities by June 1, 2015
		Commercial: 	Requires non-residential buildings (>= 250,000 sq. ft. by Dec. 2016) to benchmark and report to the County for disclosure.
7 Prince George's County	Low	Government: 	Reports to Portfolio Manager using EnergyCap
		Commercial: 	
8 Rockville	?	Government: 	Tracks energy consumption by all City utility accounts; In the process of entering data in Portfolio Manager
		Commercial: 	
9 Takoma Park	?	Government: 	Benchmarking through Portfolio Manager
		Commercial: 	
VIRGINIA			
10 Alexandria	Medium	Government: 	Completed portfolio-wide energy benchmarking of local government facilities
		Commercial: 	
11 Arlington County	High	Government: 	Transitioning Building Energy Report Cards to automatically link with EnergyCAP database in County's Open Data platform
		Commercial: 	
12 Fairfax County	Medium	Government: 	Reports to Portfolio Manager using EnergyCap
		Commercial: 	Under consideration
13 Loudoun County	Medium	Government: 	Reports to Portfolio Manager through EnergyCap; working towards data purification
		Commercial: 	
Implemented  In Progress  Not Implemented 			

CAP Status

- Reported: 92% tracking and/or benchmarking
- CAP Goal: 54%

Master Account Sharing

- **MWCOG CAP Account**

- 407 properties
- 5 jurisdictions: DC, Alexandria, Arlington, Greenbelt, Rockville
- 1 school: LCPS

- **Virginia Energy Purchasing Governmental Association (VEPGA) Master Account**

- 381 properties
- 8 counties/school systems

Next Steps

- Reach out to more jurisdictions to get benchmarking status
- More jurisdictions to participate in MWCOCG Master Account
- MWCOCG and VEPGA Master Account Sharing