



GREATER WASHINGTON  
Board of Trade









# Smart Region: *Better Together*

March 13, 2019

# Many Cities Are Adopting Smart Strategies



# Representative Initiatives

<b>Comms &amp; Technology</b> 	<b>Education &amp; Workforce</b> 	<b>Energy &amp; Resources</b> 	<b>Mobility &amp; Logistics</b> 	<b>Buildings &amp; Urban Design</b> 	<b>Health &amp; Wellness</b> 	<b>Tourism &amp; Community</b> 	<b>Public Safety &amp; Security</b> 
5G & Small Cell	Digital Classroom	EV Platforms	Multi-Modal Integration	Building Automation	Tele-Medicine	Smart Hospitality	Emergency Response
WiFi/Sensor Kiosks	Performance Analytics	Water Leak Detection	Traffic Light Control	Connected Districts	Remote Monitoring	Visitor Info & Services	Predictive Analytics
AI, VR/AR, Automation	E-Career Centers	Smart Street Lighting	Congestion Pricing	Digital Permitting	Integrated Patient Flow	Connected Communities	Real-Time Crowd Map

# A Closer Look



## TRANSPORTATION OPTIMIZATION

*Get There Faster & Safer*



## WiFi KIOSKS

*Connect People & Community*

### SOLUTIONS

- Integrated transportation modes
- Integrated transit payment methods
- Enhanced traffic light timing

- Outdoor technology (fixed or mobile)
- Public information and free WiFi
- Special offerings (telemedicine)

### BENEFITS

- Reduces commute times 15-20%
- Expedites prioritized vehicles
- Optimizes re-routing / evacuation
- Attracts/retains talent and businesses
- Increases “last mile” mobility

- Connects the underserved
- Aligns with Regional Activity Centers
- Improves access to public services
- Extends the healthcare footprint
- Creates annual advertising revenue
  - ✓ \$12K per kiosk in New York
  - ✓ \$9K per kiosk in Philadelphia

# Greater Washington Smart Region Movement (GWSRM) Overview



## What are we doing?



Pursuing a smart region framework . . .



For delivering digital technology solutions . . .



That is durable and sustainable

# Broad-Based Value for Constituents & Governments

## QUALITY OF LIFE



**Narrows Digital Divide  
& Fosters Inclusivity**



**Expands Local Talent  
Pipeline & Opportunities**



**Improves Citizen Quality of  
Life & Visitor Experience**

## ECONOMIC BENEFITS



**Reduces Solution Cost via  
Economies of Scale**



**Attracts Private Financing  
to Extend Public Budgets**



**Drives Innovation,  
Competitiveness & Growth**

## COLLABORATION



**Accelerates Integrated  
Delivery of Smart Solutions**



**Strengthens Security,  
Resiliency & Durability**



**Shares Best Practices  
Across Jurisdictions**

# Partnership Strategy: Better Together

*Cross-sector collaboration is key to enabling a Smart Region*



DEFINE &  
DELIVER  
GWSRM

**SMART REGION  
OPERATING  
FRAMEWORK**

Enables

**REGIONAL AT-SCALE  
DIGITAL INITIATIVES**

Accelerating  
Outcomes

**INCLUSIVE GROWTH;  
LOWER COSTS;  
ENHANCED LIVABILITY;  
REGIONAL SOLUTIONS**

# MOU Overview

- Cooperation between COG, BOT, and the Consortium of Universities
- Commitment to advance Smart Region Framework
- Non-Binding MOU
- Outcomes and recommendations are expected in August 2019

**Smart Region: *Better Together***

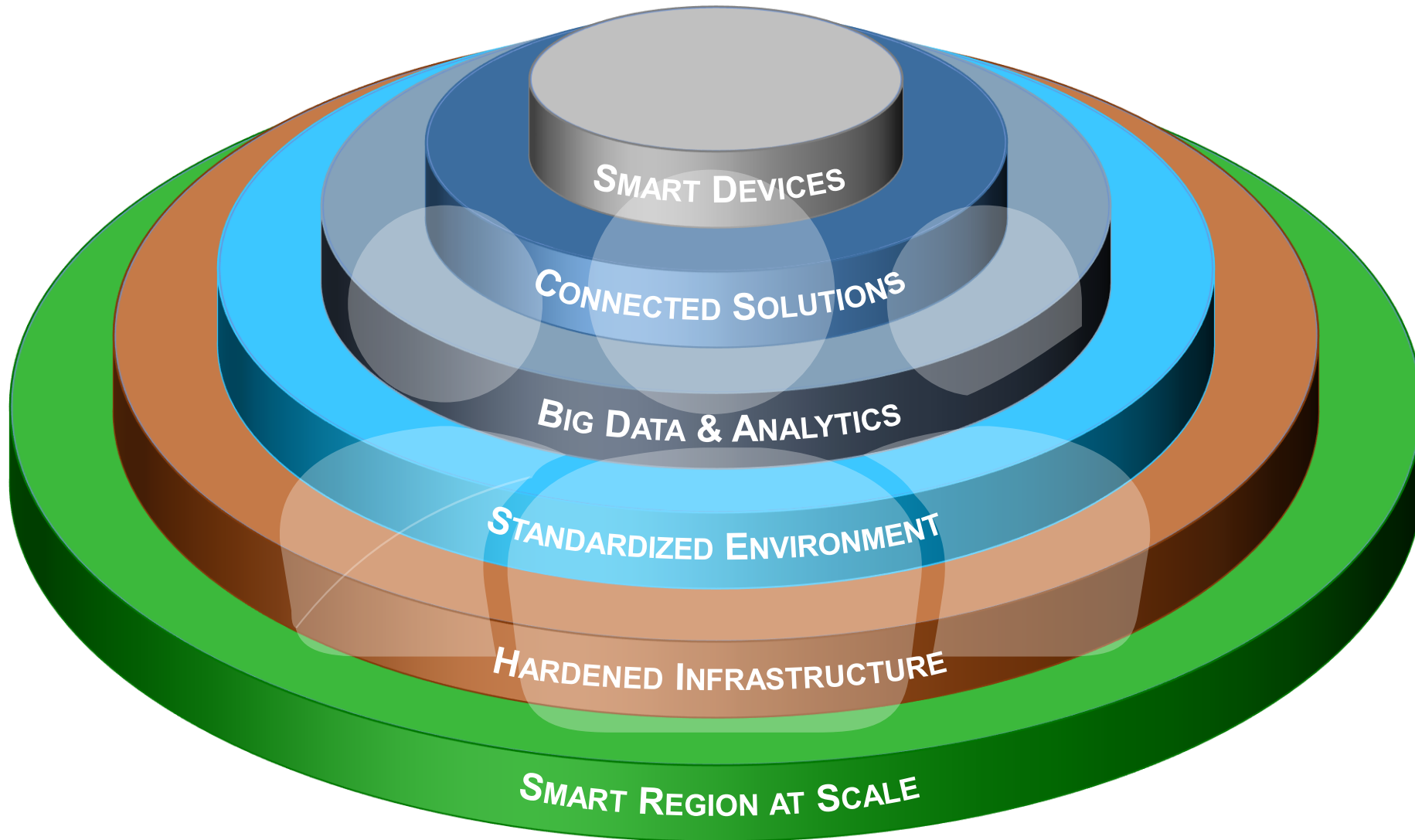






GREATER WASHINGTON  
Board of Trade

# Smart Region Framework



## FRAMEWORK LAYERS

### SMART DEVICES:

Sensors, meters, video cameras, smartphones, mobile devices

### CONNECTED SOLUTIONS:

Networked devices, applications, data collection

### BIG DATA & ANALYTICS:

Cloud storage, predictive analytics, artificial intelligence

### STANDARDIZED ENVIRONMENT:

Processes, standards, policies, privacy, rules & regulations

### HARDENED INFRASTRUCTURE:

Communication networks, cybersecurity, basic services

### SMART REGION AT SCALE:

Scaled solutions across jurisdictions