



BOARD OF DIRECTORS

June 8, 2016
12:00 - 2:00 P.M.
Walter A. Scheiber Board Room

AGENDA

- 12:00 P.M. 1. CALL TO ORDER AND PLEDGE OF ALLEGIANCE**
Roger Berliner, COG Board Chairman
- 12:05 P.M. 2. ANNOUNCEMENTS**
Roger Berliner, COG Board Chairman
A. Metro at 40: Lessons from Major North American Transit Systems – June 13
B. 2016 COG Leadership Retreat – July 15-17
- 12:10 P.M. 3. EXECUTIVE DIRECTOR’S REPORT**
Chuck Bean, COG Executive Director
- 12:15 P.M. 4. AMENDMENTS TO THE AGENDA**
Roger Berliner, COG Board Chairman
- 12:20 P.M. 5. APPROVAL OF THE MINUTES FROM MAY 11, 2016**
Roger Berliner, COG Board Chairman
- 12:25 P.M. 6. ADOPTION OF CONSENT AGENDA ITEMS**
Roger Berliner, COG Board Chairman
- A. Resolution R28-2016 – Resolution authorizing COG to continue a contract to address Metro Public Safety Communications Interoperability Study findings
 - B. Resolution R29-2016 – Resolution authorizing COG to continue the contract to provide support to the Securing the Cities Program for DC HSEMA
 - C. Resolution R30-2016 – Resolution authorizing COG to procure and enter into a contract for IT Network Support Services
 - D. Resolution R31-2016 – Resolution authorizing COG to procure and enter into a contract for Metro Safety Commission Organizational Management Services
 - E. Resolution R32-2016 – Resolution authorizing COG to approve the contract with Greehan, Taves, Pandak & Stoner for legal support
 - F. Resolution R33-2016 – Resolution authorizing COG to procure and enter into a contract to provide facilitation and consulting support of SPG-CAO HSEC
 - G. Resolution R34-2016 - Resolution authorizing COG to receive and expend funds from EPA’s National Clean Diesel Funding Assistance Program
- Recommended Action: Adopt Resolutions R28-2016 – R34-2016.**
- 12:30 P.M. 7. APPROVAL OF THE FIVE-YEAR CAPITAL EXPENDITURE PLAN AND BUDGET, AND ASSOCIATED PROCUREMENTS**

Leta Simons, COG Chief Financial Officer

The board will be briefed on the proposed Five-Year Capital Expenditure Plan for FY2017–FY2021 and the FY2017 Capital Expenditure Budget, along with associated FY2017 implementing procurements for information technology and security upgrades, replacement of network printers, and the design, planning, and permitting work for leasehold improvements scheduled in FY2017–FY2021.

Recommended Action: Receive briefing and approve Resolutions R35-2016 – R37-2016.

12:40 P.M.

8. HOW SAFE ARE OUR ROADS?

Kurt Erickson, Washington Regional Alcohol Program President

Mr. Erickson will present the 2015 “How Safe are our Roads?” report detailing annual data on the impact of drunk driving on road safety in the metropolitan Washington region, including fatalities, injuries, crashes, arrests, and other data.

Recommended Action: Receive briefing and approve Resolution R38-2016.

12:55 P.M.

9. DEBRIEF ON JANUARY 20, 2016 SNOW STORM

Stuart Freudberg, COG Deputy Executive Director

The board will be briefed on the review of the January 20, 2016 snow storm recently carried out by the Emergency Preparedness Council and share lessons learned to help improve response during future winter seasons.

Recommended Action: Receive briefing.

1:10 P.M.

10. TRANSPORTATION PLANNING BOARD PRIORITIES

Timothy Lovain, Transportation Planning Board Chairman

Chairman Lovain will review the Transportation Planning Board’s priorities and activities for 2016.

Recommended Action: Receive briefing.

1:25 P.M.

11. METRO SAFETY, RELIABILITY AND STATE OF GOOD REPAIR NEEDS AND REVENUE ASSESSMENT

Chuck Bean, COG Executive Director

The COG Board identified Metrorail as a top priority for 2016 under the theme: “Metrorail at 40: Restoring a World Class System.” A critical step in achieving the board’s goals for Metrorail is preparation of an analysis of Metrorail’s financial needs to achieve a safe, reliable system in a state of good repair, and a companion analysis of revenue requirements to achieve these fundamental outcomes. The board will be requested to endorse Resolution R39-2016 authorizing the Executive Director to convene a Technical Panel of Chief Administrative and Chief Financial Officers who in partnership with the Washington Metropolitan Area Transit Authority Chief Financial Officer will develop the analysis and be charged with making an interim report to the board in September 2016.

Recommended Action: Receive briefing and approve Resolution R39-2016.

1:55 P.M. 12. OTHER BUSINESS

2:00 P.M. 13. ADJOURN

Please note that the COG Board will not have July or August meetings. The next meeting is scheduled for September 14, 2016.

Reasonable accommodations are provided upon request, including alternative formats of meeting materials. For more information, visit: www.mwcog.org/accommodations or call (202) 962-3300 or (202) 962-3213 (TDD)

AGENDA ITEM #2

ANNOUNCEMENTS

AGENDA ITEM #3

EXECUTIVE DIRECTOR'S REPORT



EXECUTIVE DIRECTOR'S REPORT

May 2016

COMMITTEE WORK FEATURE OUTREACH CALENDAR MEDIA

Policy Boards & Committees

NATIONAL CAPITAL REGION TRANSPORTATION PLANNING BOARD (TPB)

At its monthly meeting, the TPB approved funding for eight technical assistance projects totaling \$420,000 through the Transportation Land-Use Connections Program (TLC)—a TPB program that helps local jurisdictions integrate land-use and transportation planning at the community level.

METROPOLITAN WASHINGTON AIR QUALITY COMMITTEE (MWAQC)

MWAQC was updated on the revised 1997 fine particle pollution maintenance plan. The region is in compliance with the fine particulate air quality standard, but needs to continue to control these emissions to further protect public health. MWAQC also received a briefing on the Multi-Sector Work-Group effort, reviewed outlines for an environmental justice tool-kit, and adopted the FY 2017 MWAQC Work Program.

HUMAN SERVICES AND PUBLIC SAFETY POLICY COMMITTEE (HSPSPC)

HSPSPC members were briefed on the results of COG's 16th enumeration of persons experiencing homelessness in the region. The group considered how the region can better respond to and meet the unique needs of veterans, youth, and LGBTQ youth experiencing homelessness.

CLIMATE, ENERGY, AND ENVIRONMENT POLICY COMMITTEE (CEEPC)

In May, CEEPC discussed the results of a COG-commissioned regional renewable energy study, which found that the region exceeded its 2016 goal to have at least 10 percent of electricity use come from renewable power; with the right policy and market drivers these levels could more than double by 2022. The group also kicked off the process for updating the 2017-2020 *Regional Climate and Energy Action Plan*, which will be adopted by the end of the year.

CHESAPEAKE BAY AND WATER RESOURCES POLICY COMMITTEE (CBPC)

With Chesapeake Bay Awareness Week coming up June 4-12, the CBPC endorsed an outreach plan at its May meeting to celebrate water recognition events (per COG Resolution 22-2016) this year and beyond. The plan emphasizes the region's effectiveness in protecting water quality and public health, and highlighting wastewater treatment plant success stories, stormwater innovation, and career paths in the water workforce.



Member Highlight: Q&A WITH PENNY GROSS

Fairfax County Supervisor Penny Gross has been on the COG Board of Directors since 1997, and is the longest-serving member. We sat down with Gross to talk about her career in public service, regional accomplishments, and her current work as COG's Climate, Energy, and Environment Policy Committee Chairwoman. *(Photo: Gross at the Smithsonian Garden Fest)*

[CLICK HERE FOR THE ARTICLE.](#)
June 8, 2016 COG Board Packet 6

HOUSE SUBCOMMITTEE HEARING ON METRO SAFETY

Transportation Planning Board (TPB) Chairman Timothy Lovain, City of Alexandria Council Member, testified on May 24 before the House Subcommittee on Highways and Transit on improving the safety and reliability of Metro.

ROADMAP UPDATE EVENT

COG Executive Director Chuck Bean presented about the Global Cities Initiative at an event on May 12, which served as an update for area leaders on the progress made toward action items outlined in the “Roadmap for the Washington Region’s Future Economy.”

CHILDREN’S CHARITIES FOUNDATION RECEPTION

COG Community Planning and Services Director Paul DesJardin and incoming Child Welfare Program Manager Surina Amin attended the Children’s Charities Foundation (CCF) reception on May 23. COG received a 2016 CCF grant award to support the “Trailblazers” Project for foster children now attending college.

MILITARY AND CIVILIAN CHAPLAINCY INTERAGENCY CONFERENCE

The 10th Annual Military and Civilian Chaplaincy Interagency Conference was held on May 3 at Fort McNair to improve coordination among chaplains/clergy in preparation for a disaster in the region. The conference was held in partnership with Joint Force Headquarters National Capital Region (JFHQ-NCR) Chaplains and Public Safety Chaplains in the region.

ANNUAL WREATH LAYING CEREMONY

COG’s Corrections Chiefs Committee sponsored the 25th Annual Wreath Laying Ceremony in honor of fallen corrections officers. Speakers included COG Board of Directors Chairman Roger Berliner, Fairfax Sheriff Stacey Kincaid, and Dr. Thomas Kane, Director of the Federal Bureau of Prisons.

CLEAN AIR PARTNERS ANNUAL AWARDS

The Clean Air Partners Annual Awards were held on May 11 at the Mansion House at The Maryland Zoo. The awards recognized the achievements of area students, Solar Mowing, and Breathe DC for their dedication to improving the region’s air quality. Maryland Department of the Environment’s Laura Armstrong was honored with the 2016 Clean Air Partners Champion Award

SUSTAINABLE PURCHASING LEADERSHIP COUNCIL SUMMIT

The Sustainable Purchasing Leadership Council (SPLC) Summit was held May 24-26 at Gallaudet University. COG served as a summit partner for the event, which brought together purchasing and sustainability professionals, suppliers, and NGO experts to share best sustainable purchasing practices.



Event Highlight:
BIKE TO WORK DAY

More than 17,500 commuters cycled to work for the region’s annual Bike to Work Day event on May 20. Co-organized by Commuter Connections and the Washington Area Bicyclist Association (WABA), this year’s event featured 83 pit stops across the region. *(Photo: District of Columbia Councilmember Charles Allen at the Eastern Market Pit Stop)*

[CLICK HERE FOR MORE INFORMATION](#)

TRANSPORTATION PLANNING BOARD - June 15

COG ANNUAL LEADERSHIP RETREAT - July 15-17

CHESAPEAKE BAY AND WATER RESOURCES POLICY COMMITTEE/CLIMATE, ENERGY, AND ENVIRONMENT POLICY COMMITTEE - July 27

METROPOLITAN WASHINGTON AIR QUALITY COMMITTEE - July 27

[CLICK HERE FOR MORE ABOUT THESE AND OTHER COG MEETINGS & EVENTS](#)

ANNUAL COUNT OF PERSONS EXPERIENCING HOMELESSNESS RECORDED

The number of homeless people decreased in seven of the region’s nine jurisdictions. However, the overall homeless population in metropolitan Washington increased five percent from 2015 to 2016—for a total of 12,215 people—according to COG’s latest report. [CLICK HERE FOR THE WAMU ARTICLE.](#)

TRANSPORTATION PLANNING BOARD PRIORITIZES UNFINISHED AND UNFUNDED BIKE PROJECTS

At the May TPB meeting, COG Transportation Planner Michael Farrell highlighted several bike projects for completion across the region, including Virginia’s Cinder Bed Bikeway and the Rhode Island Avenue Trolley Trail. [CLICK HERE FOR THE WTOP ARTICLE.](#)

ANALYSIS TO SUPPORT DEDICATED FUNDING FOR METRO

COG and the Greater Washington Board of Trade are preparing to analyze options for dedicated Metro funding. [CLICK HERE FOR THE WASHINGTON BUSINESS JOURNAL ARTICLE.](#)

COG REPORT IDENTIFIES TOP 10 IN-DEMAND JOBS IN METROPOLITAN WASHINGTON

For the first time in three years, the demand for jobs in the region outpaced the nation, according to the COG *Trends in Workforce Demand Report*. The report found that half of the 10 occupations in greatest demand are high-tech, computer related jobs. [CLICK HERE FOR THE WTOP ARTICLE.](#)

MEMORIAL DAY HOLIDAY TRAFFIC ANALYSIS

The TPB examined historical traffic information on area freeways in the days leading up to Memorial Day weekend. The analysis noted that traffic is consistently worse on Thursday than Friday. [CLICK HERE FOR COVERAGE BY NBC WASHINGTON](#)



Media Highlight:
FOSTER PARENTS OF THE YEAR

Foster parents from 10 jurisdictions across the District of Columbia, Maryland, and Virginia were honored by COG as the region’s 2016 Foster Parents of the Year. Kristy O’Neal, Foster Parent of the Year for Frederick County, has provided a home for foster children of all ages. *(Photo L to R: Jennifer Long, Roger Wilson, Kristy O’Neal, and Diane Ochalek)*

[CLICK HERE FOR THE FREDERICK NEWS POST ARTICLE](#)



News about the Council of Governments and our Members

May 19, 2016

Connect With Us



Featured Event



COG and the Federal Laboratory Consortium for Technology Transfer invite you to attend the Lab-to-Market Technology Forum on Energy and Water Infrastructures on Thursday, June 2. Learn more and register [here](#).

Calendar

COG Board of Directors
June 8

Transportation Planning Board
June 15

[More Events/Meetings](#)

ICYMI on Twitter

The Council of Governments and our members and partners are active participants on social media. Here's a sampling of some tweets--in case you missed it--to show the wide array of topics covered on Twitter.

Transportation Planning Board
[@NatCapRegTPB](#)

We are following TPB staffer, Ron Milone on his 1st [@biketoworkday](#) read his story & follow [#Rons1stBTWD](#) <http://bit.ly/1Nx5n5Z> [#BTWD2016](#)

COG Honors 2016 Foster Parents of the Year

Before the May Board of Director's meeting, foster parents from 10 jurisdictions across the District of Columbia, Maryland, and Virginia were honored by the Metropolitan Washington Council of Governments (COG) as the region's 2016 Foster Parents of the Year. (Pictured above: Montgomery County Foster Parents of the Year Reine Marie and Faustin Marcelin and COG Board Chair Roger Berliner). [Read more and watch videos.](#)

WMATA Board Chair Discusses Metro's Finances

WMATA Board Chair and DC Councilmember Jack Evans briefed the COG Board of Directors about Metro's financial situation, how it impacts current operations and the future of the system, and next steps to obtain dedicated funding. [Read more.](#)



New COG Report Reveals Regional Workforce Trends

Based on a new analysis of millions of online job postings, the *Trends in Workforce Demand Report* by COG revealed the top 10 occupations in greatest demand, the education and skills required for the top jobs, the fastest growing industry sectors, and employers recruiting in the region. [Read more.](#)

Heart of COG: Nicole McCall


COG Transportation Planner Nicole McCall led the effort to analyze job posting data to evaluate workforce trends in the region for a new COG research report. McCall says this new data source can be used to help better prepare workers and create more robust workforce development programs in the region. [Read more.](#)



Homeless Population Recorded for Metropolitan Washington Region

According to the *Homelessness in Metropolitan Washington Report* by COG, there are 12,215 homeless individuals living in the area – a 5 percent increase from the 2015 count. The report, which contains the results of the 16th annual count of the region's homeless population, also notes that seven of the nine local jurisdictions recorded a decrease in the number of homeless individuals. [Read more.](#)

Protect Your Pipes
[@protectpipes](#)

 #InfrastructureMatters to our health, safety, economy, & community
<http://thndr.me/tXVpsJ> Learn how you can help at <http://protectyourpipes.org>

About COG

The Council of Governments is an independent, nonprofit association where area leaders address regional issues affecting the District of Columbia, suburban Maryland and Northern Virginia. COG's membership is comprised of 300 elected officials from 22 local governments, the Maryland and Virginia state legislatures, and U.S. Congress

TPB Approves Regional Projects That Integrate Transportation Planning and Land-use

At its monthly meeting, the National Capital Region Transportation Planning Board (TPB) approved funding for eight technical assistance projects totaling \$420,000, through the Transportation Land-Use Connections Program (TLC) – a TPB program that helps local jurisdictions integrate land-use and transportation planning at the community level. [Read more.](#)



City of Alexandria Holds Dedication for Ronald Kirby Memorial Plaque

The City of Alexandria held a ceremony on May 15 to dedicate a memorial plaque for the late Ronald F. Kirby, COG's longtime Transportation Planning Director. A resident of the City of Alexandria, the plaque notes Kirby's contributions to planning for the new multimodal Woodrow Wilson Bridge and promoting walkable and bikeable communities.



[Read more.](#)

Interactive Map Shows 360-Degree Views Of D.C. Area Trails

The Anacostia Watershed Restoration Partnership, a collaborative that works to clean up the Anacostia River, has created an interactive map that features the winding roads of the Anacostia Tributary Trail System allowing DC pedestrians and cyclists to scope out 360-degree views of nearly 63 miles of trails in the region. [Read more.](#)



AGENDA ITEM #4

AMENDMENTS TO THE AGENDA

AGENDA ITEM #5

APPROVAL OF THE MINUTES

METROPOLITAN WASHINGTON COUNCIL OF GOVERNMENTS
777 North Capitol Street, NE
Washington, D.C. 20002

MINUTES
Board of Directors Meeting
May 11, 2016

BOARD MEMBERS AND ALTERNATES: See attached chart for attendance.

STAFF:

Chuck Bean, Executive Director
Sharon Pandak, General Counsel
Stuart Freudberg, Deputy Executive Director
Leta Simons, Chief Financial Officer
Nicole McCall, Transportation Planner

GUESTS:

Jack Evans, WMATA Board Chair
Michael Ferrell, COG Homeless Services Committee Chairman

1. CALL TO ORDER AND PLEDGE OF ALLEGIANCE

Chairman Roger Berliner called the meeting to order at 12:10 P.M. and led the Pledge of Allegiance.

2. ANNOUNCEMENTS

- A. Lab-to-Market Technology Forum on Energy and Water Infrastructures – June 2
- B. Metro at 40: Lessons from Major North American Transit Systems – June 13
- C. 2016 COG Leadership Retreat – July 15-17

3. EXECUTIVE DIRECTOR'S REPORT

Executive Director Chuck Bean briefed the board about the Metro SafeTrack plan, the Metro Safety Commission, and the Fire Chief staff for the Rail Operations Control Center. Bean noted that Bike to Work Day is on May 20. Bean also noted applications are being accepted for the Climate and Energy Leadership Awards through June 22. Bean recognized COG Transportation Planner Nicole McCall as the Heart of COG for her work and expertise on the Trends in Workforce Demand research report.

4. AMENDMENTS TO AGENDA

There were no amendments to the agenda.

5. APPROVAL OF MINUTES

The minutes from the April 13, 2016 board meeting were approved.

6. ADOPTION OF CONSENT AGENDA ITEMS

- A. Resolution R23-2016 – Resolution authorizing COG to seek funding from the Community Foundation for the National Capital Region to support child welfare, foster care, and Wednesday's Child programs
- B. Resolution R24-2016 – Resolution approving an updated COG Procurement Policy

ACTION: The board adopted Resolutions R23-2016 and R24-2016.

7. COG THIRD QUARTER FINANCIALS REPORT

COG Secretary-Treasurer Penny Gross and COG Chief Financial Officer Leta Simons briefed the board on the FY 2016 third quarter (July 2015-March 2016) financial statements.

ACTION: Received briefing.

8. APPROVAL OF OPERATING AND CAPITAL EXPENDITURE RESERVE POLICIES

COG CFO Leta Simons briefed the board on the new Operating Reserve Policy and Capital Expenditure Reserve Policy, which were recommended for approval through the Budget and Finance Committee. The board was also briefed about an investment in affordable housing in the region through the Enterprise Community Loan Fund. The board approved the new policies and the investment in affordable housing.

ACTION: Received briefing and adopted Resolutions R25-2016 and R26-2016.

9. ANALYSIS OF CURRENT IN-DEMAND OCCUPATIONS

COG Transportation Planner Nicole McCall and COG Executive Director Chuck Bean briefed the board on the results of the Trends in Workforce Demand Report, which analyzed job postings data to evaluate in-demand occupations, the education and skills needed for the top jobs, fastest growing industry sectors, and employers recruiting in the region.

ACTION: Received briefing.

10. BRIEFING BY WMATA BOARD CHAIR JACK EVANS ON METRO FINANCES

WMATA Board Chair Jack Evans briefed the board about Metro's financial situation, how it impacts current operations and the future of the system, and the next steps needed to obtain dedicated funding, and requested COG's assistance.

ACTION: Received briefing.

11. RESULTS OF THE 2016 HOMELESS ENUMERATION REPORT

COG Homeless Services Committee Chairman Michael Ferrell shared the results of the 2016 Point-in-Time count, which is the 16th annual count of the region's homeless population and provides a one-day snapshot within nine area jurisdictions.

ACTION: Received briefing and adopted Resolution R27-2016.

12. OTHER BUSINESS

There was no other business.

13. ADJOURN

Upon motion duly made and seconded, the meeting was adjourned at 1:50 P.M.

May 2016 Attendance

<u>Jurisdiction</u>	<u>Member</u>	<u>Y/N</u>	<u>Alternate</u>	<u>Y/N</u>
<i>District of Columbia</i>				
Executive	Hon. Muriel Bowser		Brenda Donald Brian Kenner Beverly Perry	Y
	Mr. Rashad Young		Kevin Donahue	Y
Council	Hon. Phil Mendelson	Y		
	<i>Hon. Kenyan R. McDuffie</i>	Y		
<i>Maryland</i>				
Bowie	Hon. G. Frederick Robinson			
Charles County	Hon. Ken Robinson	Y	Hon. Amanda Stewart Hon. Peter Murphy	
City of Frederick	Hon. Randy McClement			
Frederick County	Hon. Jan Gardner		Mr. Roger Wilson	Y
College Park	Hon. Patrick Wojahn		Hon. Monroe Dennis	
Gaithersburg	Hon. Neil Harris		Hon. Jud Ashman	
Greenbelt	Hon. Emmett Jordan	Y	Hon. Judith "J" Davis	
Montgomery County				
Executive	Hon. Isiah Leggett		Mr. Tim Firestine	
Council	<i>Hon. Roger Berliner</i>	Y		
	Hon. Nancy Navarro	Y		
Prince George's County				
Executive	Hon. Rushern Baker		Mr. Nicholas Majett	Y
Council	Hon. Karen Toles			
	Hon. Derrick Leon Davis	Y		
Rockville	Hon. Bridget Newton			
Takoma Park	Hon. Kate Stewart		Hon. Peter Kovar	
Maryland General Assembly	Hon. Brian Feldman	Y		
<i>Virginia</i>				
Alexandria	Hon. Allison Silberberg		Hon. Redella Pepper	
Arlington County	Hon. Christian Dorsey	Y		
City of Fairfax	Hon. David Meyer		Hon. Jeffrey Greenfield	
Fairfax County	Hon. Sharon Bulova	Y	Hon. Catherine Hudgins	
	Hon. Penelope A. Gross	Y	Hon. Patrick Herrity	
	Hon. John Foust	Y	Hon. Kathy Smith	
Falls Church	Hon. David Tarter	Y	Hon. David Snyder	
Loudoun County	<i>Hon. Matt Letourneau</i>	Y		
Loudoun County	Hon. Phyllis Randall			
Manassas	Hon. Jonathan Way	Y		
Manassas Park	Hon. Michael Carrera		Hon. Suhas Naddoni	
Prince William County	Hon. Frank Principi	Y	Pete Candland	
	Hon. Ruth Anderson	Y		
Virginia General Assembly	Hon. George Barker	Y		

Total: 22

AGENDA ITEM #6

ADOPTION OF CONSENT AGENDA ITEMS

ADOPTION OF CONSENT AGENDA ITEMS

A. Resolution R28-2016 – Resolution authorizing COG to continue a contract to address findings of a Metro Public Safety Communications Interoperability Study

The board will be asked to adopt Resolution R28-2016 authorizing the Executive Director, or his designee, to receive and expend grant funds from the District of Columbia Homeland Security and Emergency Management Agency (HSEMA) in the amount of \$75,000. COG has been requested by HSEMA to continue a contract to assist the region in addressing findings in a comprehensive study of the Washington Metropolitan Area Transit Authority (WMATA) underground communications system. Funding for this effort will be provided through a subgrant from the State Administrative Agent for the National Capital Region. No COG matching funds are required.

RECOMMENDED ACTION: Adopt Resolution R28-2016.

B. Resolution R29-2016 – Resolution authorizing COG to continue the contract to provide programmatic support to the Securing the Cities Program for DC HSEMA

The board will be asked to adopt Resolution R29-2016 authorizing the Executive Director, or his designee, to receive and expend grant funds from the District of Columbia Homeland Security and Emergency Management Agency (HSEMA) in the amount of \$97,242. COG has been requested by HSEMA to continue programmatic support to the Securing the Cities (STC) Program that includes two full-time positions through August 31, 2016. Funding for this effort will be provided through a subgrant from the State Administrative Agent for the National Capital Region. No COG matching funds are required.

RECOMMENDED ACTION: Adopt Resolution R29-2016.

C. Resolution R30-2016 – Resolution authorizing COG to procure and enter into a contract for IT Network Support Services

The board will be asked to adopt Resolution R30-2016 authorizing the Executive Director, or his designee, to expend COG funds from Information Technology & Facilities Management in the amount of \$288,900. The resolution also authorizes the Executive Director, or his designee, to proceed with procurement for a contractor, or contractors, and enter into a contract to provide onsite and external consultant support for COG's information technology environment. The Executive Director, or his designee, is also authorized to exercise the annual contract extensions. Funding for this effort is available in the budget of the Information Technology & Facilities Management.

RECOMMENDED ACTION: Adopt Resolution R30-2016.

D. Resolution R31-2016 – Resolution authorizing COG to procure and enter into a contract for Metro Safety Commission Organizational Management Services

The board will be asked to adopt Resolution R31-2016 authorizing the Executive Director, or his designee, to expend COG funds from the FTA SSO Grant in the amount of \$300,000. The resolution also authorizes the Executive Director, or his designee, to proceed with procurement for a contractor, or contractors, and enter into a contract to provide organizational management services to assist the District of Columbia and the states of

Maryland and Virginia in the establishment of a new State Safety Oversight Agency (SSOA) called the Metro Safety Commission (MSC). Funding for this effort is available in the COG budget from the FTA SSO grant being administered through COG's Department of Transportation Planning in the amount of \$300,000.

RECOMMENDED ACTION: Adopt Resolution R31-2016.

E. Resolution R32-2016 – Resolution authorizing COG to approve legal services contract with the law firm of Greehan, Taves, Pandak & Stoner PLLC

The board will be asked to adopt Resolution R32-2016 authorizing the Executive Director, or his designee, to enter into a contract for legal support with Greehan, Taves, Pandak & Stoner, PLLC, with a monthly retainer fee of \$17,000 in FY 2017 and \$18,000 in FY 2018 and continued inclusion of time and material provisions for specialized projects. Funding is included in the FY 2017 approved work program and budget and will be similarly included in the FY 2018 work program and budget.

RECOMMENDED ACTION: Adopt Resolution R32-2016.

F. Resolution R33-2016 – Resolution authorizing COG to procure and enter into a contract to provide facilitation and consulting support of SPG-CAO HSEC Off-site

The board will be asked to adopt Resolution R33-2016 authorizing the Executive Director, or his designee, to expend COG funds from the National Capital Region Homeland Security Program Management Office Urban Areas Security Initiative Grant in the amount not to exceed \$49,730.55 to contract with The Clearing, Inc. to provide facilitation and consulting support of the SPG-CAO Homeland Security (HSEC) off-site. No COG matching funds are required.

RECOMMENDED ACTION: Adopt Resolution R33-2016.

G. Resolution R34-2016 – Resolution authorizing COG to receive and expend funds from EPA's National Diesel Funding Assistance Program to reduce emissions from diesel equipment

The board will be asked to adopt Resolution R34-2016 authorizing the Executive Director, or his designee, to receive grant funds under EPA's Clean Diesel Funding Assistance Program "Switcher Locomotive Repowers at Union Station Terminal in Downtown Washington, DC." The Clean Diesel Funding Assistance federal grant allocation of \$1,635,544 combined with equipment owner match of \$2,340,000 results in a total project value of \$3,975,544. The project will involve replacing the diesel engine(s) with new engine(s) that have lower emission rates and are more efficient. The project will be done in partnership with Amtrak, which owns and operates switcher locomotives in DC. COG will administer funds to procure the new replacement engine(s). The equipment owner will provide cost share to help cover the costs of the installation of the engine(s). No COG matching funds are required.

RECOMMENDED ACTION: Adopt Resolution R34-2016.

**METROPOLITAN WASHINGTON COUNCIL OF GOVERNMENTS
777 NORTH CAPITOL STREET, NE
WASHINGTON, DC 20002**

**RESOLUTION AUTHORIZING COG TO CONTINUE A CONTRACT TO ADDRESS FINDINGS IN A METRO PUBLIC
SAFETY COMMUNICATIONS INTEROPERABILITY STUDY**

WHEREAS, the Metropolitan Washington Council of Governments (COG) serves as the Secretariat for the Urban Area Security Initiative (UASI) for the National Capital Region; and

WHEREAS, COG has been requested by the District of Columbia Homeland Security and Emergency Management Agency (HSEMA) to continue a contract to assist the region in addressing findings in a comprehensive study of the Washington Metropolitan Area Transit Authority (WMATA) underground communications system; and

WHEREAS, the study included specific evaluations and analysis of system effectiveness and interoperability with regional government communications systems and recommendations on how to maximize effective communication and emergency response to incidents in the WMATA system; and

WHEREAS, funding for the continuation of the contract has been provided to COG by State Administrative Agent (SAA) for the National Capital Region.

**NOW, THEREFORE, BE IT RESOLVED BY THE BOARD OF DIRECTORS OF THE METROPOLITAN
WASHINGTON COUNCIL OF GOVERNMENTS THAT:**

The Executive Director, or his designee, is authorized to receive and expend up to \$75,000 to continue a contract to assist the region in addressing findings in a comprehensive study of the Washington Metropolitan Area Transit Authority (WMATA) underground communications system.

Funding for this effort will be provided through a subgrant from the SAA for the National Capital Region. No COG matching funds are required.

**METROPOLITAN WASHINGTON COUNCIL OF GOVERNMENTS
777 NORTH CAPITOL STREET, NE
WASHINGTON, DC 20002**

**RESOLUTION AUTHORIZING COG TO CONTINUE THE CONTRACT TO PROVIDE PROGRAMMATIC SUPPORT TO
THE SECURING THE CITIES (STC) PROGRAM FOR THE DISTRICT OF COLUMBIA HSEMA**

WHEREAS, the Metropolitan Washington Council of Governments (COG) serves as the Secretariat for the Urban Area Security Initiative (UASI) for the National Capital Region; and

WHEREAS, COG has been requested by the District of Columbia (DC) Homeland Security and Emergency Management Agency (HSEMA) to continue the contract to provide programmatic support to the Securing the Cities (STC) Program for DC HSEMA that includes two full-time positions through August 31, 2016; and

WHEREAS, the Regional Program Manager will continue to oversee the development and sustainment of the STC Radiological/Nuclear (rad/nuc) detection capability for the National Capital Region and will be responsible for all aspects of planning, coordination, and execution of the regional STC Program; and

WHEREAS, the Administrative Coordinator will continue to assist with all administrative and coordinating matters related to the STC Program to include meeting administration, recording, and tracking tasks and sub-tasks and keep the Project Manager informed on the status of each, and perform other administrative tasks as assigned; and

WHEREAS, funding for the procurement and contract has been provided to COG by State Administrative Agent (SAA) for the National Capital Region.

**NOW, THEREFORE, BE IT RESOLVED BY THE BOARD OF DIRECTORS OF THE METROPOLITAN
WASHINGTON COUNCIL OF GOVERNMENTS THAT:**

The Executive Director, or his designee, is authorized to receive and expend up to \$97,242 to continue a contract to provide programmatic support to the Securing the Cities (STC) Program for DC HSEMA that includes two full-time positions through August 31, 2016.

Funding for this effort will be provided through a subgrant from the SAA for the National Capital Region. No COG matching funds are required.

**METROPOLITAN WASHINGTON COUNCIL OF GOVERNMENTS
777 NORTH CAPITOL STREET, NE
WASHINGTON, DC 20002**

**RESOLUTION AUTHORIZING COG TO PROCURE AND ENTER INTO
A CONTRACT FOR IT NETWORK SUPPORT SERVICES**

WHEREAS, the Metropolitan Washington Council of Governments (COG) needs to proceed with a procurement for a contractor(s) and enter into a contract to support COG's information technology environment; and

WHEREAS, COG owns and operates a modern data center and information technology environment; and

WHEREAS, COG requires onsite technical expertise as well as the ability to quickly engage specialized skills; and

WHEREAS, COG issued RFQ 16-018 Network Services to solicit vendor proposals; and

WHEREAS, funding for this contract in the amount of \$288,900 is available in the FY17 budget of the Office of Information Technology & Facilities Management.

NOW, THEREFORE, BE IT RESOLVED BY THE BOARD OF DIRECTORS OF THE METROPOLITAN WASHINGTON COUNCIL OF GOVERNMENTS THAT:

The Executive Director, or his designee, is authorized to expend up to \$288,900 to fund procurement of a contractor(s) to provide onsite and consultant information technology support for FY17 and to enter into a contract with the selected contractor. Authorization is also granted for four one-year renewal periods at the agreed to rate with the contractor(s). Funding for this effort is available in the budget of the Office of Information Technology & Facilities Management.

**METROPOLITAN WASHINGTON COUNCIL OF GOVERNMENTS
777 NORTH CAPITOL STREET, NE
WASHINGTON, DC 20002**

**RESOLUTION AUTHORIZING COG TO PROCURE AND ENTER INTO A CONTRACT FOR METRO SAFETY
COMMISSION ORGANIZATIONAL MANAGEMENT SERVICES**

WHEREAS, the Metropolitan Washington Council of Governments (COG) needs to proceed with a procurement for a contractor(s) and enter into a contract to provide organizational management services to assist the District of Columbia and the states of Maryland and Virginia in the establishment of a new State Safety Oversight Agency (SSOA) called the Metro Safety Commission (MSC); and

WHEREAS, these activities were approved in the Tri-State Oversight Committee's (TOC) MAP-21 5329(e) Certification Work Plan, dated May 16, 2014; and

WHEREAS, federal fiscal year 2013 funds will be used for this project which is an approved line item in the FY2013 SSOA grant application submitted by COG and approved by the FTA on September 22, 2016; and

WHEREAS, COG is the designated recipient of FTA SSO funds and assistance will be provided to the District of Columbia, Maryland, and Virginia regarding issues related to establishing a strong MSC with sufficient authority to compel rail safety-promoting actions at WMATA; and

WHEREAS, the outcome is for the MSC to be established as an independent legal entity which will assume the enhanced responsibilities of the SSOA to oversee the safety of WMATA Metrorail operations consistent with FTA requirements for a SSO; and

WHEREAS, COG needs to procure contractor(s) and enter into a contract to provide legal support services to assist the District of Columbia, the State of Maryland, and the Commonwealth of Virginia in the establishment of MSC.

**NOW, THEREFORE, BE IT RESOLVED BY THE BOARD OF DIRECTORS OF THE METROPOLITAN
WASHINGTON COUNCIL OF GOVERNMENTS THAT:**

The Executive Director, or his designee, is authorized to enter a contract(s) and expend up to \$300,000 on contractor assistance in supporting the three states with organizational management services that will lead to the establishment of the MSC. Organizational management services will provide advice and assistance in studying and summarizing similar State Safety Oversight Organizations or other similar entities in the country, developing governance documents, evaluating and summarizing institutional options for housing the MSC, preparing a recruitment profile for the MSC Executive Director, and preparing a staffing structure and position descriptions for the MSC in cooperation with the District of Columbia, Maryland, and Virginia.

Funding for this effort is available in the COG budget from the FTA SSO grant being administered through COG's Department of Transportation Planning in the amount of \$300,000. No COG matching funds are required.

**METROPOLITAN WASHINGTON COUNCIL OF GOVERNMENTS
777 North Capitol Street, N.W.
Washington, D.C. 20002**

**RESOLUTION TO APPROVE LEGAL SERVICES CONTRACT WITH THE LAW FIRM OF
GREEHAN, TAVES, PANDAK & STONER PLLC**

WHEREAS, since July 1, 2010, the law firm Greehan, Taves, Pandak & Stoner PLLC has provided legal services and Sharon E. Pandak, Partner in the firm has served with distinction as the Metropolitan Washington Council of Governments' General Counsel throughout this period; and

WHEREAS, COG and Greehan, Taves, Pandak & Stoner mutually desire to continue this relationship for an additional two fiscal years from July 1, 2016 through June 30, 2018; and

WHEREAS, the new contract provides for continuity of legal services across a range of projects and programs critical to COG and the region and also includes, contingency succession planning provisions to insure a smooth transition if required; and

WHEREAS, the Executive Director, Deputy Executive Director and Chief Financial Officer have assessed COG's ongoing and potential legal service requirements and recommend that the new contract include retainer provisions for \$17,000 per month in FY 2017 and \$18,000 per month in FY 2018, as well as continued inclusion of time and material provisions for litigation and administrative proceedings and other highly specialized projects requiring significant additional effort beyond the retainer; and

WHEREAS, funding to support legal expenses is included in COG's FY 2017 indirect cost allocation plan and applicable project budgets, and will be similarly included in COG's FY 2018 indirect cost allocation plan and applicable project budgets;

NOW, THEREFORE, BE IT RESOLVED BY THE BOARD OF DIRECTORS OF THE METROPOLITAN WASHINGTON COUNCIL OF GOVERNMENTS THAT:

The Executive Director, or his designee, is authorized to enter into a contract for legal support with Greehan, Taves, Pandak & Stoner, PLLC, with a monthly retainer fee of \$17,000 in FY 2017 and \$18,000 in FY 2018 and continued inclusion of time and material provisions for specialized projects.

**METROPOLITAN WASHINGTON COUNCIL OF GOVERNMENTS
777 NORTH CAPITOL STREET, NE
WASHINGTON, DC 20002**

**RESOLUTION AUTHORIZING COG TO PROCURE AND ENTER INTO A CONTRACT TO PROVIDE FACILITATION
AND CONSULTING SUPPORT OF SPG-CAO HOMELAND SECURITY (HSEC) OFF-SITE**

WHEREAS, the Metropolitan Washington Council of Governments (COG) needs to proceed with a procurement for a contractor(s) and enter into a contract to provide research, design, and facilitation support for the SPG-CAO HSEC; and

WHEREAS, the Clearing facilitated the establishment of the National Capital Region Homeland Security Program Management Office and has the specific knowledge, capacity, and facilities to support the SPG-CAO HSEC that meets the timing and specialized needs of the group that will meet the goals of the off-site; and

WHEREAS, this procurement will be made on behalf of SPG-CAO Homeland Security Executive Committee.

**NOW, THEREFORE, BE IT RESOLVED BY THE BOARD OF DIRECTORS OF THE METROPOLITAN
WASHINGTON COUNCIL OF GOVERNMENTS THAT:**

The Executive Director, or his designee, is authorized to enter into a contract with The Clearing, Inc. and expend an amount not to exceed \$49,730.55 to fund facilitation and consulting support of the SPG-CAO Homeland Security (HSEC) off-site including preparation, hosting the off-site event, and support for follow-up actions.

Funding for this effort is available in the budget of the Urban Areas Security Initiative Grant within the NCR Homeland Security Program Management Office. No COG matching funds are required.

METROPOLITAN WASHINGTON COUNCIL OF GOVERNMENTS
777 North Capitol Street, N.E.
Washington, D.C. 20002

**RESOLUTION AUTHORIZING COG TO RECEIVE AND EXPEND FUNDS FROM EPA'S NATIONAL
CLEAN DIESEL FUNDING ASSISTANCE PROGRAM TO REDUCE EMISSIONS FROM DIESEL
EQUIPMENT**

WHEREAS, the metropolitan Washington region must meet the 2015 health-based air quality standard for ozone and must continue to demonstrate maintenance of the fine particle air quality standard; and

WHEREAS, COG and the Metropolitan Washington Air Quality Committee (MWAQC) support local non-regulatory measures in the region to reduce harmful emissions to improve air quality; and

WHEREAS, the purpose of EPA's Clean Diesel Funding Assistance Program is to reduce diesel emissions, maximize job preservation, and promote economic recovery through a variety of diesel emission reduction strategies; and

WHEREAS, COG is currently partnering with equipment owners/operators to reduce emissions from diesel fleets in the metropolitan Washington region; and

WHEREAS, Amtrak and the Clean Diesel Funding Assistance federal grant -- "Switcher Locomotive Repowers at Union Station Terminal in Downtown Washington, DC" is partnering to provide funding not to exceed \$3,975,544; and

WHEREAS, the proposed project will significantly reduce annual NOx and fine particle emissions in the region, improving the health of residents, and providing needed reductions for the region to meet the ozone and fine particle standard.

NOW, THEREFORE, BE IT RESOLVED BY THE BOARD OF DIRECTORS OF THE METROPOLITAN WASHINGTON COUNCIL OF GOVERNMENTS THAT:

The Executive Director, or his designee, is authorized to receive grant funding from EPA Region III, and matching funds from the project partner/equipment owner, Amtrak; and expend up to \$3,975,544 to provide diesel reduction technologies to the equipment owner and operator of switcher locomotives in the metropolitan Washington region. No COG matching funds are required.

AGENDA ITEM #7

APPROVAL OF THE FIVE-YEAR CAPITAL EXPENDITURE PLAN AND BUDGET



PROPOSED FIVE-YEAR CAPITAL EXPENDITURE PLAN FY2017 – FY2021

TABLE OF CONTENTS

Summary Narrative	Page 1
Equipment, Software, Data Center and Website	Page 3
Leasehold Improvements	Page 4
Approval of FY2017 Proposed Capital Expenditures	Page 5
Five-Year Operating Budget Forecast	Page 6

June 1, 2016

Metropolitan Washington Council of Governments Five-Year Capital Expenditure Plan for FY2017 – FY2021

SUMMARY NARRATIVE

Introduction

Board Resolution R25-2016 established a Board-Designated Capital Expenditure Reserve to ensure adequate resources for replacement and maintenance of COG's capital assets. Use of the reserve requires approval by the Board of Directors, based on an annual Five-Year Capital Expenditure Plan submitted by the Executive Director through the Budget and Finance Committee.

Approval of the Five-Year Capital Expenditure Plan for FY2017 – FY2021 will authorize use of the Board-Designated Capital Expenditure Reserve for the FY2017 expenditures outlined in the Plan. Expenditures outlined in FY2018 – FY2021 are subject to further review and modification, and are not authorized until the annual budget for each of those years is adopted by the Board of Directors.

Definition of "Capital Expenditure"

COG's administrative policies define a capital expenditure as a tangible or intangible asset used in operations, with a cost exceeding \$5,000 and a useful life of more than one year, that can be capitalized in accordance with applicable accounting principles. COG has two categories of capital expenditures:

1. Equipment, Software, Data Center, and Website
2. Leasehold Improvements

Five-Year Capital Expenditure Plan FY2017 – FY2021

The Five-Year Capital Expenditure Plan is based on repair, maintenance, and replacement schedules developed with the following goals:

- Maintain existing equipment and software that support program and administrative needs
- Maintain COG's website as a source of information for stakeholders
- Maintain existing office and meeting space to ensure usefulness
- Prevent a backlog of deferred maintenance
- Minimize the fluctuation of annual depreciation expense in the Work Program and Budget
- Ensure adequate cash resources for both capital expenditures and operations

Proposed expenditures over the next five fiscal years total \$5.9 million, with \$1.5 million scheduled for FY2017. The balance in the Board-Designated Capital Expenditure Reserve is forecast to have sufficient resources for these expenditures, assuming continuation of annual revenue increases in the range of 3.0 to 3.8 percent.

The plan for FY2017 – FY2021 addresses deferred maintenance of COG office space, much of which has not been updated since occupying the building in 1989, including network cabling and audio-visual infrastructure. Once initial upgrades have been completed, it is anticipated that subsequent upgrades will be accomplished in phases, rather than with a major expenditure every twenty-five years.

Approval of FY2017 Capital Expenditures

Approval of the plan will authorize expenditure of \$1,397,500 in FY2017 from the Capital Expenditure Reserve for leasehold improvements, to include:

- Architect and permitting costs related to work that will continue in FY2018 and FY2019
- Replacement of network cabling, ceiling grids, and outdated lighting fixtures
- Improved audio visual resources in COG's nine conference and meeting rooms

Approval of the plan will also authorize expenditures of \$81,600 in FY2017 from the Capital Expenditure Reserve for IT network and security upgrades, and the scheduled replacement of ten network printers.

Approval of the plan does not authorize expenditures outlined for FY2018 – FY2021. Capital expenditures for these years are provided for purposes of long-term planning, and will be reviewed, modified, and presented to the Board of Directors for approval with subsequent annual Five-Year Capital Expenditure Plans.

Impact on the Work Program and Budget in FY2017 – FY2021

Capital expenditures affect the amount of depreciation expense in the annual Work Program and Budget, and thus, the amount of surplus or deficit from operations at the end of each fiscal year. Based on the current fiscal forecast, COG will be able to fully implement the five-year plan and address current deferred maintenance by using undesignated net assets to cover planned deficits averaging 1% each year over the next three years, with a plan for steadily increasing the bottom line to realize a net surplus by FY2021.

**Metropolitan Washington Council of Governments
Five-Year Capital Expenditure Plan
Equipment, Software, Data Center and Website - FY2017 through FY2021**

EQUIPMENT, SOFTWARE, DATA CENTER, & WEBSITE	Useful Life	
	Upgrade/ Refresh	Replace
IT Security Netrix Auditor	3	
SQL, Windows, & HyperV Software	3	
IT Network, Servers & Wireless		5
IT Security - Email Backup and Web Filters		5
Adobe and Deltek Software	5	
Data Network - Switches, Routers, Firewall		7
Website	5	5
Data Center Water Leak & Temp Monitor		5
Network Copiers (4)		5
Network Printers (10)		7
Desk phones (175)		7
Data Center Power, HVAC & Rack Equipment		15
Data Center Fire Suppression System		20

	5-Year Capital Expenditure Plan					Total
	FY2017	FY2018	FY2019	FY2020	FY2021	
		9,000			9,500	18,500
		27,000			28,400	55,400
	25,000			276,000		301,000
	10,000			25,000		35,000
				88,000		88,000
		9,000			190,500	199,500
					100,000	100,000
		5,000				5,000
		47,900				47,900
	46,600					46,600
						-
						-
						-
	81,600	97,900	-	389,000	328,400	896,900

**Metropolitan Washington Council of Governments
Five-Year Capital Expenditure Plan
Leasehold Improvements - FY2017 through FY2021**

LEASEHOLD IMPROVEMENTS	Useful Life	
	Upgrade/ Refresh	Replace
All Floors		
Cabling, Ceiling Grids & Lights		14
1st Floor Conference Rooms		
Paint walls and replace chairs, tables & carpet		7
Audio visual infrastructure and components	7	14
2nd & 3rd Floors (excluding Board Room)		
Hallways & common areas - paint, and replace carpet		7
Office & conference rooms - Replace tables and chairs, as needed		7
Conference room audio visual infrastructure and components	7	14
Offices & conference rooms - paint, and replace carpeting, desks, storage units, as needed		14
Pantry upgrades		14
Board Room		
Paint	4	8
Replace carpet, chairs, lighting, and audio visual infrastructure and components		8
General - All Projects		
Architect & Permitting		14
Security and Locks		14
Temporary Work Space and Employees		14
Movers		14

5-Year Capital Expenditure Plan					
FY2017	FY2018	FY2019	FY2020	FY2021	Total
824,000					824,000
		147,200			147,200
	75,000				
50,000					50,000
193,000					
	1,316,800	1,339,200			2,656,000
		10,000			10,000
		170,100			170,100
330,500					330,500
	53,800	54,700			108,500
	116,400	118,400			
	80,700	82,100			162,800
1,397,500	1,642,700	1,921,700	-	-	4,961,900

Metropolitan Washington Council of Governments
 Five-Year Capital Expenditure Plan
 Summary of FY2017 Proposed Capital Expenditure

Approval of this plan by the Board of Directors authorizes the following FY2017 capital expenditures:

Project#	EQUIPMENT AND SOFTWARE	Useful Life	FY2017 PROPOSED BUDGET
CP17-01	IT Network, Servers & Wireless	5	25,000
CP17-02	IT Security - Email Backup and Web Filters	5	10,000
CP17-03	Network Printers (10)	7	46,600
Total Equipment and Software>>>			81,600

Project#	LEASEHOLD IMPROVEMENTS	Useful Life	FY2017 PROPOSED BUDGET
	All Floors		
CP17-04	Cabling, Ceiling Grids & Lights	14	824,000
	2nd & 3rd Floors (excluding Board Room)		
CP17-05	Office & conference rooms - Replace tables and chairs, as needed	7	50,000
CP17-06	Conference room audio visual infrastructure and components	14	193,000
	General - All Projects		
CP17-07	Architect & Permitting (for projects in FY2017 - FY2019)	14	330,500
Total Leasehold Improvements>>>			1,397,500

Total FY2017 Proposed Capital Expenditures	1,479,100
---	------------------

Capital Expenditure Reserve	
Beginning balance	6,282,800
FY2016 increase (based on estimated depreciation expense)	410,100
FY2017 Proposed Capital Expenditures	(1,479,100)
FY2017 increase (based on estimated depreciation expense)	488,300
Capital Expenditure Reserve Balance at 6/30/2017 (forecast)	5,702,100

**Metropolitan Washington Council of Governments
 Five-Year Operating Budget Forecast - Adjusted for Depreciation
 Based on the Five-Year Capital Expenditure Plan FY2017 - FY2021**

	FY17	FY18	FY19	FY20	FY21	Annual Increase Factor
Federal revenue	16,252,100	16,739,700	17,241,900	17,759,200	18,292,000	3.00%
State revenue	5,550,500	5,717,000	5,888,500	6,065,200	6,247,200	3.00%
Regional fees	2,838,000	2,945,800	3,057,700	3,173,900	3,294,500	3.80%
Building & investments	788,700	802,100	815,700	829,600	843,700	1.70%
Other	1,895,500	1,952,400	2,011,000	2,071,300	2,133,400	3.00%
Member dues	3,909,600	4,058,200	4,212,400	4,372,500	4,538,700	3.80%
Total Revenue	31,234,400	32,215,200	33,227,200	34,271,700	35,349,500	
Salaries & leave - direct	10,656,600	11,040,200	11,437,600	11,849,400	12,276,000	3.60%
Employee benefits	2,680,200	2,776,700	2,876,700	2,980,300	3,087,600	3.60%
Consultants	6,049,900	6,152,700	6,257,300	6,363,700	6,471,900	1.70%
Other direct expense	4,227,600	4,299,500	4,372,600	4,446,900	4,522,500	1.70%
Indirect - Personnel expense	2,326,700	2,410,500	2,497,300	2,587,200	2,680,300	3.60%
Indirect - Other	5,670,700	5,767,100	5,865,100	5,964,800	6,066,200	1.70%
Indirect - Additional depr	17,000	117,100	155,800	164,600	114,900	
Total expense	31,628,700	32,563,800	33,462,400	34,356,900	35,219,400	
Net surplus (deficit)	(394,300)	(348,600)	(235,200)	(85,200)	130,100	
	-1.25%	-1.07%	-0.70%	-0.25%	0.37%	

**METROPOLITAN WASHINGTON COUNCIL OF GOVERNMENTS
777 NORTH CAPITOL STREET, NE
WASHINGTON, DC 20002**

**RESOLUTION AUTHORIZING THE FIVE-YEAR CAPITAL EXPENDITURE PLAN FOR FY2017 – FY2021
AND FY2017 CAPITAL EXPENDITURE BUDGET**

WHEREAS, pursuant to the Capital Expenditure Reserve Policy approved by Resolution R25-2016, the level, funding and use of the Board-Designated Capital Expenditure Reserve is based on an annual Five-Year Capital Expenditure Plan; and

WHEREAS, COG bylaws require the Executive Director to annually submit proposed budgets of the corporation to the Board of Directors for approval or modification; and

WHEREAS, the Five-Year Capital Expenditure Plan FY2017 – FY2021 outlines the proposed Capital Expenditure Budget for FY2017; and

WHEREAS, the Five-Year Capital Expenditure Plan for FY2017 – FY2021 and FY2017 Capital Expenditure Budget have been reviewed by COG staff and the Board's Budget and Finance Committee, with a recommendation for approval.

**NOW, THEREFORE, BE IT RESOLVED BY THE BOARD OF DIRECTORS OF THE
METROPOLITAN WASHINGTON COUNCIL OF GOVERNMENTS THAT:**

The board approves the Five-Year Capital Expenditure Plan for FY2017 – FY2021 and FY2017 Capital Expenditure Budget.

**METROPOLITAN WASHINGTON COUNCIL OF GOVERNMENTS
777 NORTH CAPITOL STREET, NE
WASHINGTON, DC 20002**

RESOLUTION AUTHORIZING COG TO PROCURE AND ENTER INTO CONTRACTS FOR TECHNOLOGY CAPITAL PROJECTS

WHEREAS, the Metropolitan Washington Council of Governments (COG) needs to proceed with a procurement for a contractor(s) and enter into a contracts to complete FY17 technology capital projects; and

WHEREAS, the board approved expenditure of \$81,000 for this purpose in the FY2017 Capital Expenditure Budget and Five-Year Capital Expenditure Plan for FY2017 – FY2021; and

WHEREAS, the Capital Expenditure Plan for FY2017 allocates \$35,000 for the procurement of information technology network and security upgrades; and

WHEREAS, the Capital Expenditure Plan for FY2017 allocates \$46,000 for the scheduled refresh of the printer fleet; and

WHEREAS, funding is available for this purpose in the Capital Expenditure Reserve.

NOW, THEREFORE, BE IT RESOLVED BY THE BOARD OF DIRECTORS OF THE METROPOLITAN WASHINGTON COUNCIL OF GOVERNMENTS THAT:

The Executive Director, or his designee, is authorized to enter into competitively solicited or cooperative contracts for the goods and services necessary for the network upgrade, cyber security maintenance, and printer fleet refresh.

**METROPOLITAN WASHINGTON COUNCIL OF GOVERNMENTS
777 NORTH CAPITOL STREET, NE
WASHINGTON, DC 20002**

RESOLUTION AUTHORIZING COG TO PROCURE AND ENTER INTO CONTRACTS FOR DESIGN, PLANNING AND PERMITTING WORK FOR LEASEHOLD IMPROVEMENTS

WHEREAS, the Metropolitan Washington Council of Governments (COG) needs to proceed with procurement of one or more contractors and enter into contracts for the architectural services and permitting needed for leasehold improvements scheduled in FY2017 – FY2021; and

WHEREAS, the board has approved expenditure of \$330,500 for this purpose in the FY2017 Capital Expenditure Budget and Five-Year Capital Expenditure Plan for FY2017 – FY2021; and

WHEREAS, funding is available for this purpose in the Capital Expenditure Reserve.

NOW, THEREFORE, BE IT RESOLVED BY THE BOARD OF DIRECTORS OF THE METROPOLITAN WASHINGTON COUNCIL OF GOVERNMENTS THAT:

The Executive Director, or his designee, is authorized to enter into one or more competitively bid contracts with selected contractors in an amount not to exceed \$330,500 for architectural design services and permitting related to the leasehold improvements scheduled in the Five-Year Capital Expenditure Plan for FY2017 – FY2021 and FY2017 Capital Expenditure Budget.

AGENDA ITEM #8

HOW SAFE ARE OUR ROADS?



How Safe Are Our Roads? Report



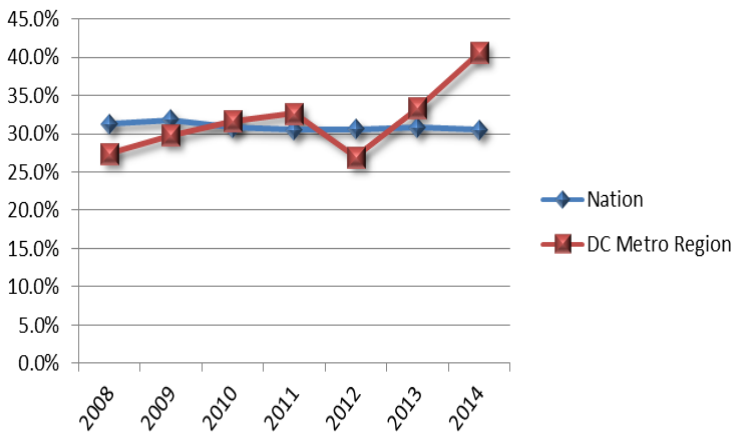
2015 awardees gather at the Washington Regional Alcohol Program's (WRAP) 18th-annual "Law Enforcement Awards of Excellence for Impaired Driving Prevention" on December 11, 2015 in McLean, Virginia.

Preliminary Annual Data Report on the Impact of
Drunk Driving on Road Safety in the
Washington D.C. Metropolitan Region

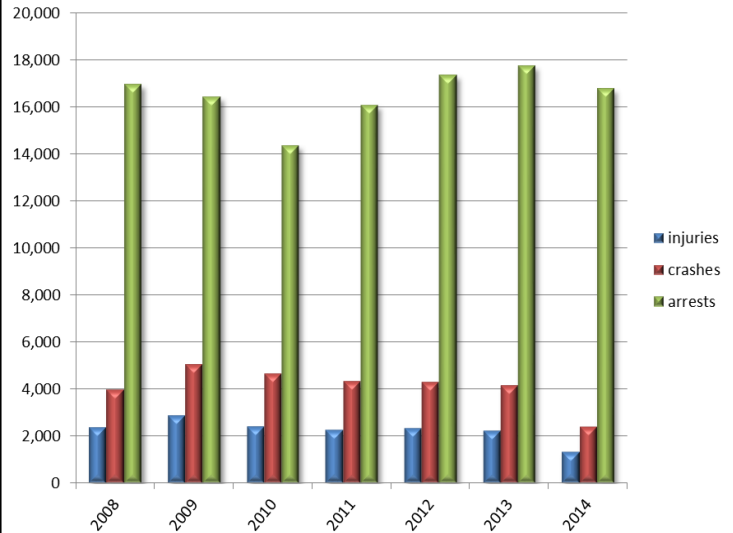


A Look at Regional and National Figures

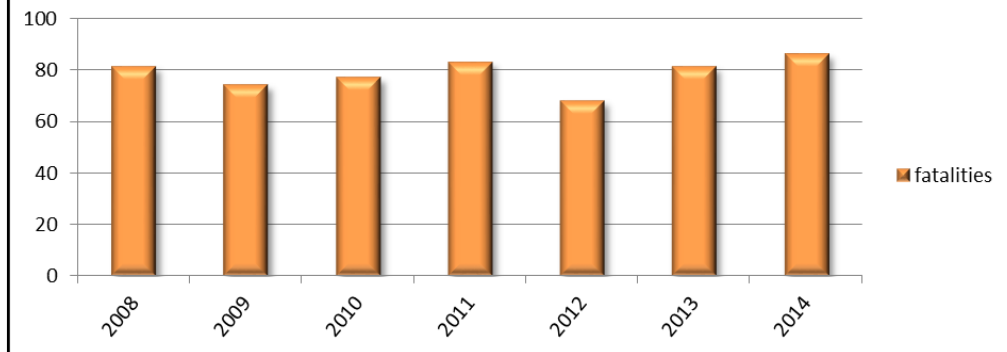
National and Regional Percentages of Alcohol-impaired Traffic Fatalities 2008-2014



Regional Totals of Alcohol-Related Injuries, Crashes, Arrests 2008-2014



Regional Alcohol-Impaired Fatalities 2008-2014



The Metropolitan Washington Region has experienced a slight decrease in alcohol related traffic arrests and an increase in alcohol related fatalities. Final data is not yet available for alcohol related traffic crashes and injuries for this preliminary report.

Regional alcohol impaired traffic fatalities have increased to 40.5% of total crash fatalities in the region, compared with 33.3% due to alcohol-impairment in 2013. Nationally, alcohol-impaired fatality rates stand at 31%.



How Safe Are Our Roads? 2015 Overview

Findings in the 2015 preliminary report include:

FATALITIES: Local alcohol and/or drug-impaired traffic fatalities **increased** by 6.17% between 2013-2014 (from 81 to 86 such fatalities).

CRASHES: The final report will include crash data for the region and its changes between 2013 and 2014.

INJURIES: The final report will include injury data for the region and its changes between 2013 and 2014.

ARRESTS: Local arrests for either driving under the influence (DUI) or driving while intoxicated (DWI) **decreased** by 5.63% between 2013-2014 (from 17,724 to 16,779 such arrests).

Of the Washington Metropolitan area's 202 total traffic fatalities for 2014, **82 or 40.5%** of these roadway deaths were due to drivers who were alcohol and/or drug-impaired (BAC = .08+). National park data for the region is not included in these numbers.

National statistics (National Highway Traffic Safety Administration, NHTSA) show that 31% of total U.S. vehicular fatalities in 2014 were reported as alcohol impaired (BAC = .08+).

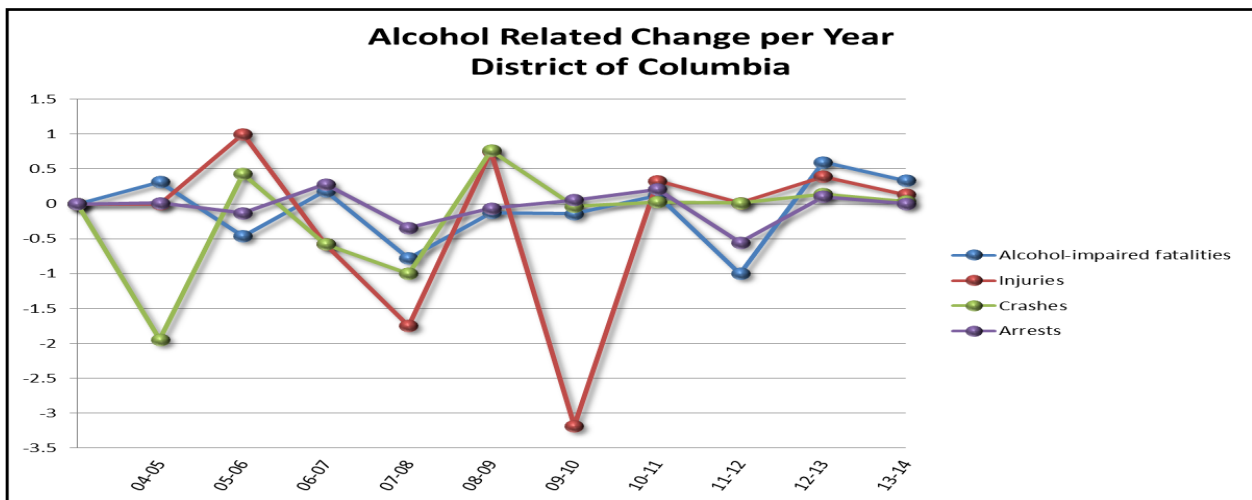
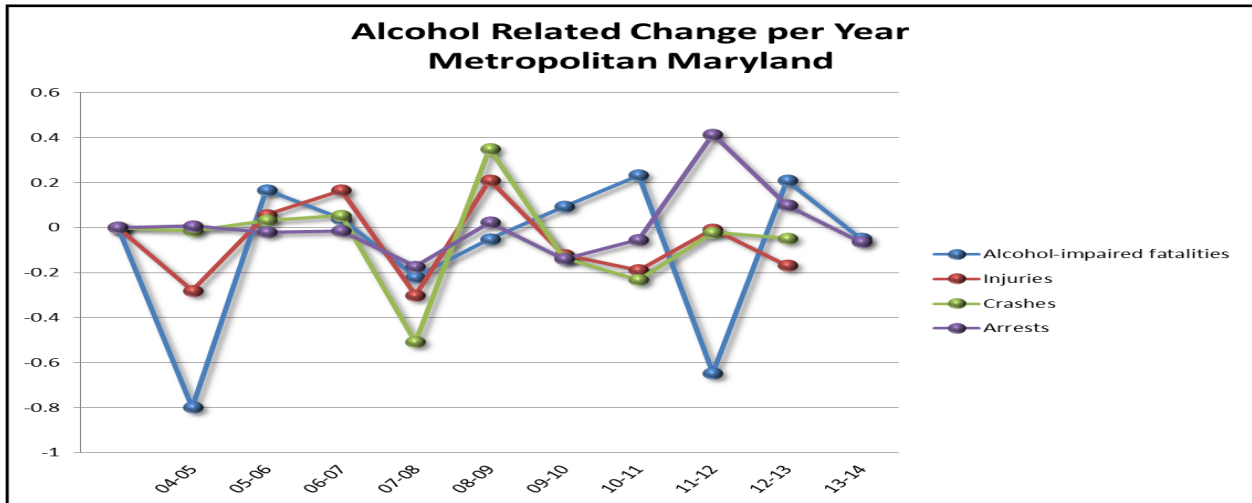
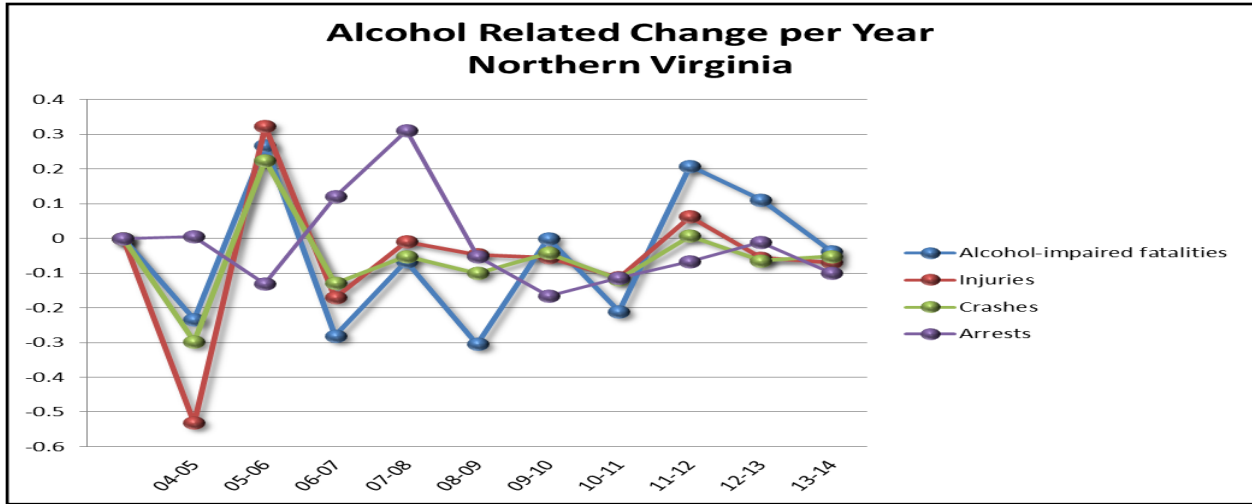
Background

Data compiled in this report comes from national, state, and local sources including the U.S. Census Bureau, National Highway Traffic Safety Administration (NHTSA), Virginia Department of Motor Vehicles, Maryland National Study Center for Trauma and Emergency Medical Systems, and local police departments of each jurisdiction.

Parts of this report do not include National Park Police, District of Columbia, and Prince George's County data. Jurisdictional data in this report does not always include State Police data. The State Police in Maryland and Virginia are charged with enforcing traffic laws on state highways and interstate expressways; inclusion of this data would likely increase the number of incidents in all categories. It is possible that some jurisdictional data may include State Police figures because local police often respond to highway incidents when State Police are unavailable. In some jurisdictions, the data reported were provided by the state, and most likely include state police data.



Sub-regional Trends



* Data provided by Data provided by MPD, VDMV, MD NSC
** Data pending for Maryland



Total Traffic Fatalities

Total Traffic Fatalities 2007-2014									
Year	2007	2008	2009	2010	2011	2012	2013	2014	Percent Change 2013-2014
DISTRICT OF COLUMBIA									
Washington	44	34	29	24	27	15	29	26	-10.34%
MARYLAND									
Montgomery County	48	51	39	47	40	36	41	40	-2.44%
Prince George's County	125	130	98	92	105	83	87	63	-27.59%
MD Regional Total	173	181	137	139	145	119	128	103	-19.53%
VIRGINIA									
Arlington County	6	8	6	6	6	4	6	5	-16.67%
Fairfax County	54	29	37	35	45	46	40	32	-20.00%
Loudoun County	21	11	13	12	11	17	13	12	-7.69%
Prince William County	28	25	16	23	15	19	19	23	21.05%
City of Alexandria	5	4	1	2	3	4	3	0	-100.00%
City of Fairfax	1	0	2	0	1	5	2	0	-100.00%
City of Falls Church	0	0	1	2	0	0	0	1	100.00%
City of Manassas	2	0	3	0	0	1	0	0	0.00%
City of Manassas Park	0	0	0	0	1	0	0	0	0.00%
Northern Virginia Total	117	77	79	80	82	96	83	73	-12.05%
DC Metro Regional Total	334	292	245	243	254	230	240	202	-15.83
National	41,259	37,423	33,883	32,885	32,367	33,782	32,719	32,675	-0.13%

* Data provided by MPD, VDMV, MD NSC



Alcohol-Impaired Traffic Fatalities

Alcohol-Impaired Traffic Fatalities by Jurisdiction with BAC=.08+ 2007-2014

Year	2007	2008	2009	2010	2011	2012	2013	2014	Percent Change 2013-2014
DISTRICT OF COLUMBIA									
Washington	16	9	11	7	8	4	10	15	50.00%
MARYLAND									
Montgomery County	10	13	11	13	20	11	12	10	-16.67%
Prince George's County	40	28	28	30	36	23	31	31	0.00%
MD Regional Total	50	41	39	43	56	34	43	41	-4.65%
VIRGINIA									
Arlington County	3	5	1	1	0	1	1	2	100.00%
Fairfax County	15	12	11	8	9	8	18	12	-33.33%
Loudoun County	6	5	4	3	4	5	4	6	50.00%
Prince William County	6	7	5	11	3	10	4	5	25.00%
City of Alexandria	2	1	1	0	1	2	0	0	0.00%
City of Fairfax	0	0	0	0	1	1	0	0	0.00%
City of Falls Church	0	0	0	0	0	0	0	1	100.00%
City of Manassas	0	0	1	0	0	0	0	0	0.00%
City of Manassas Park	0	0	0	0	1	0	0	0	0.00%
Northern Virginia Total	32	30	23	23	19	27	27	26	-3.70%
DC Metro Region Total	98	80	73	73	83	65	80	82	2.50%
National Parks in Region	0	1	1	4	0	3	1	4	300.00%
Regional Total Adjusted	98	81	74	77	83	68	81	86	6.17%
National	13,041	11,711	10,759	10,136	9,878	10,336	10,076	9,967	-1.08%

*The data on this table is based on the BAC of all involved drivers and motorcycle riders (operators only) reported by the National Highway Traffic Safety Administration's new definition on their 2013 Traffic Safety Facts reports.



Injuries

Total Traffic Injuries by Jurisdiction 2007-2014

Year	2007	2008	2009	2010	2011	2012	2013	2014	Percent Change 2013-2014
DISTRICT OF COLUMBIA									
Washington	4,070	4,578	4,676	4,473	5,812	6,515	6,929	7,474	7.87%
MARYLAND									
Montgomery County	6,905	6,624	6,758	6,510	6,095	6,051	5,417	6,189	14.25%
Prince George's County	7,771	7,099	6,786	6,084	6,422	6,411	6,532	6,541	0.14%
MD Regional Total	14,676	13,723	13,544	12,594	12,517	12,462	11,949	12,730	6.54%
VIRGINIA									
Arlington County	1,201	1,288	1,227	1,007	1,005	1,252	1,090	1,094	0.37%
Fairfax County	8,019	7,964	7,590	7,600	7,767	8,185	7,608	7,649	0.54%
Loudoun County	631	1,717	1,681	1,764	1,869	1,837	1,917	2,123	10.75%
Prince William County	2,624	2,717	2,614	2,741	2,826	2,763	3,030	2,915	-3.80%
City of Alexandria	1,403	1,492	816	614	601	609	681	757	11.16%
City of Fairfax	241	201	169	178	205	243	227	440	93.83%
City of Falls Church	40	141	264	193	183	232	132	241	82.58%
City of Manassas	288	270	327	328	447	612	560	646	15.36%
City of Manassas Park	18	20	17	26	24	24	41	29	-29.27%
Northern Virginia Total	14,465	15,810	14,705	14,451	14,927	15,757	15,286	15,894	3.98%
DC Metro Region Total	33,211	34,111	32,925	31,518	33,256	34,734	34,164	36,098	5.66%
National Parks in Region	675	669	731	826	555	541	570	N/A	N/A

* Data provided by MPD, VDMV, MD NSC, NPS



Alcohol - Related Traffic Injuries

Alcohol-related Traffic Injuries by Jurisdiction with BAC=.01+ 2007-2014

Year	2007	2008	2009	2010	2011	2012	2013	2014	Percent Change 2013-2014
DISTRICT OF COLUMBIA									
Washington	264	96	385	92	137	139	228	263	15.35%
MARYLAND									
Montgomery County	484	405	497	488	379	393	316	185	-41.46%
Prince George's County	787	572	741	617	551	530	474	N/A**	N/A**
MD Regional Total	1,271	977	1,238	1,105	930	923	790	N/A**	N/A**
VIRGINIA									
Arlington County	127	146	94	78	71	117	117	78	-33.33%
Fairfax County	648	573	561	610	573	594	524	476	-9.16%
Loudoun County	27	140	142	140	149	133	115	150	30.43%
Prince William County	288	263	260	203	216	203	223	204	-8.52%
City of Alexandria	115	89	65	48	50	66	71	60	-15.49%
City of Fairfax	22	8	13	6	15	14	17	26	52.94%
City of Falls Church	0	2	11	3	6	16	6	4	-33.33%
City of Manassas	16	15	35	25	29	43	49	47	-4.08%
City of Manassas Park	6	1	1	1	3	0	1	5	400.00%
Northern Virginia Total	1,249	1,237	1,182	1,114	1,112	1,186	1,123	1,050	-6.50%
DC Metro Region Total	2,784	2,310	2,805	2,311	2,179	2,248	2,141	N/A**	N/A**
National Parks in Region	43	42	38	62	41	51	51	N/A	N/A

* Data provided by MPD, VDMV, MD NSC, MCPD

** Data pending



Crashes

Total Traffic Crashes By Jurisdiction 2007-2014

Year	2007	2008	2009	2010	2011	2012	2013	2014	Percent Change 2013-2014
DISTRICT OF COLUMBIA									
Washington	15,100	16,147	16,841	16,739	18,002	18,276	19,482	21,752	11.65%
MARYLAND									
Montgomery County	12,460	11,925	12,311	11,536	11,093	10,562	10,825	12,268	13.33%
Prince George's County	15,060	14,289	13,777	13,013	12,818	12,049	12,580	13,347	6.10%
MD Regional Total	27,520	26,214	26,088	24,549	23,911	22,611	23,405	25,615	9.44%
VIRGINIA									
Arlington County	2,649	2,596	2,205	2,192	2,494	2,469	2,463	2,469	0.24%
Fairfax County	17,152	16,318	14,233	13,726	14,580	14,500	13,675	13,680	0.04%
Loudoun County	5,720	3,828	3,501	3,798	4,066	4,164	4,186	4,281	2.27%
Prince William County	5,852	5,520	5,148	4,984	5,221	5,265	5,671	5,856	3.26%
City of Alexandria	1,947	1,868	1,395	1,594	1,631	1,711	1,695	1,777	4.84%
City of Fairfax	817	616	678	655	650	648	615	700	13.82%
City of Falls Church	243	177	249	190	180	154	83	165	98.80%
City of Manassas	725	622	547	590	594	610	567	568	0.18%
City of Manassas Park	73	65	42	40	73	63	66	71	7.58%
Northern Virginia Total	35,178	31,610	27,998	27,769	29,489	29,584	29,021	29,567	1.88%
DC Metro Region Total	62,698	57,824	54,086	52,318	53,400	70,471	71,908	76,934	6.99%
National Parks in Region	2,669	2,568	2,874	2,762	2,811	2,644	1,281	4,164	225.06%
Regional Total Adjusted	65,367	60,392	56,960	55,080	56,211	73,115	73,189	81,098	10.81%

* Data provided by MPD, VDMV, MD NSC, NPS



Alcohol - Related Traffic Crashes

Alcohol-related Traffic Crashes By Jurisdiction 2007-2014 with a BAC=.01+

Year	2007	2008	2009	2010	2011	2012	2013	2014	Percent Change 2013-2014
DISTRICT OF COLUMBIA									
Washington	264	132	562	542	558	564	657	682	3.81%
MARYLAND									
Montgomery County	1,000	690	1,055	891	749	737	598	676	13.04%
Prince George's County	1,406	905	1,398	1,271	1,006	980	1,041	N/A**	N/A**
MD Regional Total	2,406	1,595	2,453	2,162	1,755	1,717	1,639	N/A**	N/A**
VIRGINIA									
Arlington County	281	248	200	213	218	242	232	235	1.29%
Fairfax County	1,051	1,029	951	919	903	910	829	740	-10.74%
Loudoun County	194	248	211	210	230	239	213	236	10.80%
Prince William County	484	410	379	319	344	337	337	319	-5.34%
City of Alexandria	118	104	99	102	110	97	111	99	-10.81%
City of Fairfax	48	26	36	32	38	27	26	35	34.62%
City of Falls Church	4	7	11	6	10	12	4	9	125.00%
City of Manassas	41	47	43	32	36	34	44	35	-20.45%
City of Manassas Park	15	6	2	8	12	16	3	3	0.00%
Northern Virginia Total	2,236	2,125	1,932	1,841	1,901	1,914	1,799	1,711	-4.89%
DC Metro Region Total	4,906	3,852	4,947	4,545	4,214	4,195	4,095	N/A**	N/A**
National Parks in Region	109	94	88	92	101	94	51	N/A	N/A

* Data provided by MPD, VDMV, MD NSC, MCPD, NPS

** Data pending



Alcohol - Related Traffic Arrests

Total Alcohol Related Traffic Arrests by Jurisdiction 2007-2014

Year	2007	2008	2009	2010	2011	2012	2013	2014	Percent Change 2013-2014
DISTRICT OF COLUMBIA									
Washington	2,224	1,655	1,555	1,648	2,081	1,340	1,498	1,501	0.20%
MARYLAND									
Montgomery County	3,487	2,689	2,903	2,647	2,247	3,892	3,983	3,708	-7.42%
Prince George's County	1,814	1,832	1,725	1,416	1,609	2,688	3,314	3,153	-5.11%
MD Regional Total	5,301	4,521	4,628	4,063	3,856	6,580	7,297	6,861	-6.35%
VIRGINIA									
Arlington County	647	833	693	609	789	963	850	874	2.75%
Fairfax County	2,586	4,362	4,057	3,407	3,887	3,343	3,628	3,116	-16.43%
Loudoun County	690	1,175	1,133	939	847	845	828	733	-12.96%
Prince William County	1,935	2,811	2,699	2,394	2,856	2,745	2,493	2,372	-5.10%
City of Alexandria	567	559	501	348	412	360	378	372	-1.61%
City of Fairfax	184	182	175	187	202	175	155	107	-44.86%
City of Falls Church	48	66	90	72	121	113	110	103	-6.80%
City of Manassas	160	110	171	N/A	N/A	N/A	N/A	N/A	N/A
City of Manassas Park	178	60	124	N/A	N/A	N/A	N/A	N/A	N/A
Northern Virginia Total	6,995	10,158	9,643	7,956	9,114	8,544	8,442	7,677	-9.96%
DC Metro Region Total	15,154	16,948	16,419	14,356	16,078	17,341	17,724	16,039	-7.47
National Parks in Region	634	614	593	689	1,027	877	487	740	34.19%
Regional Total Adjusted	15,154	16,948	16,419	14,356	16,078	17,341	17,724	16,779	-5.63%

* Data provided by MPD, VDMV, MD NSC, PGPD, NPS



Youth Data

Alcohol Related Crashes, Injuries, and Arrests for Persons Under 21 Years of Age By Region, 2014

	Fatalities	Alcohol Related Fatalities	Percentage of Alcohol-related Fatalities	Crashes	Alcohol Related Crashes	Percentage of Alcohol-related Crashes	Injuries	Alcohol Related Injuries	Percentage of Alcohol-related Injuries	Arrests	Alcohol Related Arrests	Percentage of Alcohol-related Arrests
District of Columbia												
Washington	3	2	66.67%	5,241	90	1.72%	884	21	2.38%	N/A	7	N/A
Maryland												
Montgomery County	6	1	16.67%	3,056	65	2.13%	1,054	27	2.56%	5,635	148	2.63%
Prince George's County	5	3	60.00%	3,147	N/A	N/A	1,083	N/A	N/A	7,992	87	1.09%
MD Regional Total	11	4	36.36%	6,203	N/A	N/A	2,137	N/A	N/A	13,627	235	1.72%
Virginia												
Arlington County	0	0	0.00%	244	12	4.92%	92	1	1.09%	2,033	44	2.16%
Fairfax County	5	2	40.00%	2,548	99	3.89%	988	59	5.97%	12,433	184	1.48%
Loudoun County	1	1	100.00%	929	43	4.63%	369	32	8.67%	3,512	58	1.65%
Prince William County	1	1	100.00%	1,372	46	3.35%	495	27	5.45%	7,155	130	1.82%
City of Alexandria	0	0	0.00%	226	7	3.10%	97	6	6.19%	14	2	14.29%
City of Fairfax	0	0	0.00%	185	3	1.62%	57	1	1.75%	854	11	1.29%
City of Falls Church	0	0	0.00%	41	0	0.00%	48	0	0.00%	198	2	1.01%
City of Manassas	0	0	0.00%	136	5	3.68%	105	4	3.81%	N/A	N/A	N/A
City of Manassas Park	0	0	0.00%	22	0	3.68%	7	0	0.00%	N/A	N/A	N/A
Northern Virginia Total	7	4	57.14%	5,703	215	3.77%	2,258	130	5.76%	26,199	431	1.65%
DC Metro Regional Total	21	10	47.62%	17,147	305	1.78%	5,279	151	2.86%	39,826	673	1.69%

* Data provided by MPD, VDMV, MD NSC , MCPD



Methodology

Following is a listing of the agencies providing local jurisdictional data:

District of Columbia:

Metropolitan Police Department

State of Maryland:

MD National Study Center for Trauma and Emergency Medical Systems
Montgomery County Police Department
Prince George's County Police Department

Virginia:

Virginia Department of Motor Vehicles
Arlington County Police Department
Fairfax County Police Department
Loudoun County Sheriff's Office
Prince William County Police Department
City of Alexandria Police Department
City of Fairfax Police Department
City of Falls Church Police Department
City of Manassas Police Department
City of Manassas Park Police Department

Definitions of Data-Related Terms

NHTSA Alcohol-Impaired Driving Traffic Fatalities: any fatality that occurs in motor vehicle traffic crash that involves at least one driver or a motorcycle rider (operator) with a BAC of .08 grams per deciliter or higher; This threshold does not consider the impairment status of non-occupants involved in fatal crashes, such as pedestrians or pedal cyclist.

WRAP Alcohol-Impaired Driving Traffic Fatalities: Any person who dies as result of a traffic crash involving alcohol with a BAC level .08 or higher

WRAP Alcohol-Related Traffic Fatalities for Persons Under 21: Any person under the age of 21 year who has died as result of an alcohol-related traffic crash involving a driver with a BAC level .01 or higher. This includes drivers, passengers, bicyclists, and pedestrians.

Alcohol-Related Traffic Injuries: where any driver, passenger, bicyclist or pedestrian is listed on the police report to be injured in an alcohol-related crash where the BAC = .01 or higher

Alcohol-Related Traffic Injuries for Persons Under 21: any person under the age of 21 who receives injuries because of an alcohol-related crash where the BAC = .01 or higher; this includes drivers, passengers, bicyclists, and pedestrians.

Alcohol-Related Traffic Crashes: the driver, passenger, bicyclist, or pedestrian is listed on the police report as drinking before the crash with a BAC = .01 or higher. At least one driver in the crash was reported to be under the influence of alcohol and/or other drugs.

Alcohol-Related Traffic Crashes for Persons Under 21: any person under the age of 21 who was involved in a traffic crash involving a driver with a BAC = .01 or higher. This data includes drivers, passengers, bicyclists, and pedestrians.

Drunk Driving Arrests/Citation: a general reference to those criminal cases that are called DUI, DWI, OUI, OWI or other acronyms that generally describe three types of cases:

- The driver is sufficiently impaired by alcohol, drugs or a combination of the two, and cannot drive safely, and has a BAC level of .01 or higher;
- The driver is a "Drunk Driver", as defined by the driver being above that state's legal limit of BAC .08;
- A driver under the age of 21 is under the influence of alcohol at a BAC level of .02 or higher

DWI/DUI Arrests: a driver is listed on the police report as arrested for operating a motor vehicle under the influence of alcohol with a BAC level of .01 or higher

DWI/DUI Arrests for persons under 21: any person/driver under the age of 21 listed on the police report as arrested for operating a motor vehicle under the influence of alcohol with a BAC level of .01 or higher

Data Analysis

The findings in this report are based on data collected from organizations and agencies from across the Washington Metro region. Data tables provide totals within the Washington Metro region as well as individual jurisdictions. Analysis focuses on changes in motor vehicle fatalities, injuries, crashes, and arrests. Results are reported as numbers and percentage of alcohol-related incidents to total numbers across time.

Data Limitations

It is important to note limitations that affected collection and analysis of this data, as they may limit comparability across jurisdictions and influence the level of reasonable analysis. Whenever possible, limitations are noted within the tables and figures.

It should be noted that the researchers constructing this report utilized data from the National Study Center for Trauma and EMS (NSC) at the University of Maryland, for data pertaining to crashes, injuries, and arrests. Regarding the alcohol-related crash and injury data, the variable identifies a driver or pedestrian under the influence of alcohol, drugs, both, or none. Within the NSC data reported, researchers analyzed drivers reported as under the influence of *alcohol or both*, to capture alcohol-related

crashes and injuries. That variable is created using several others on the report (such as driver condition, BAC, etc.) so it does not specify only those with BAC 0.01+, and comparisons to previous year's data should be made with caution. In addition, because this report tracks just two jurisdictions in Maryland, regional totals could also be affected.

Additionally, there is no standardization for data definitions, collection, or recording within the Washington Metro region. Each agency has its own system of data collection, coding, and management. In addition, the range and type of data collected may not be consistent across jurisdictions. The data reported and analyzed in this report reflect data as reported by contact agencies. Independent verification of data to ensure accuracy is not within the scope of this report.

Information on data collection and management systems and changes within jurisdictions was not solicited. In addition, changes in laws or judicial priorities may result in increased attention to specific data (e.g. blood alcohol level in driver fatalities related to stricter server laws). In some cases, this may result in missing data or data that appears inconsistent when examined against the same values for previous years. It is beyond the scope of this report to identify data methodology or priority changes for each jurisdiction.

Data on alcohol-related driver involvement in motor vehicle fatalities, injuries, crashes and arrests was requested for alcohol-related (BAC= .01+) only, however, due to differences between jurisdictions in reporting on impaired data, some cases may involve drug use.

The number of incidents, total and related to alcohol impairment, is very small for some jurisdictions. Due to the small numbers, jurisdictional analysis might easily misrepresent the problem. For example, an increase of one alcohol-related fatality would have little impact in a jurisdiction that saw 50 alcohol-related fatalities the previous year, but would appear to represent a significant change in a small jurisdiction with only one or two alcohol-related fatalities the previous year.

Data are reported and analyzed by absolute numbers only. At this time, information that would allow identification of comparable rates is unavailable. It is assumed that people involved in motor vehicle crashes and arrests may live within or outside the Washington Metro region. Collection of data on driver or passenger residence versus jurisdiction of accident is beyond the scope of this report. Calculating rates based on the Washington Metro region's population or number of licensed drivers would not accurately represent the problem since drivers may be from outside the jurisdiction.

Data on people under the age of 21 years is collected in an inconsistent manner among jurisdictions. Caution must be used in evaluation of this data due to varied definitions and missing data.

Many charts display two regional total numbers. The first, "DC Regional Total" is the total of the District of Columbia, the Maryland Region, and the Northern Virginia Region. The second regional number, "Regional Total Adjusted" includes data from the United States Park Police. Because the Park Police information has only been recently collected, it is shown separately and the two regional totals are shown so that comparisons with previous years can be done.

**METROPOLITAN WASHINGTON COUNCIL OF GOVERNMENTS
777 N. Capitol Street, N.E.
Washington, D.C. 20002**

RESOLUTION APPROVING THE “HOW SAFE ARE OUR ROADS?” REPORT

WHEREAS, the Metropolitan Washington Council of Governments (COG) is comprised of the 22 jurisdictions of the National Capital Region's local governments and their governing officials, plus area members of the Maryland and Virginia legislatures and the U.S. Senate and House of Representatives, and COG provides a focus for action on issues of regional concern; and

WHEREAS, the “*How Safe are our Roads?*” report is created on an annual basis to provide data on the impact of drunk driving on road safety in the metropolitan Washington region, including fatalities, injuries, crashes, arrests, and additional data; and

WHEREAS, the COG Board values collection of this data in an effort to continuing improving the safety of our roads for the region; and

WHEREAS, the COG Board has received the 2015 report and briefing and desires to approve the report for distribution; and

NOW, THEREFORE, BE IT RESOLVED BY THE BOARD OF DIRECTORS OF THE METROPOLITAN WASHINGTON COUNCIL OF GOVERNMENTS THAT:

The board approves the report, “*How Safe are our Roads?*” and encourages COG Board members and the Executive Director to share this data with public safety officers throughout the 22 COG member jurisdictions in an effort to reduce drunk driving throughout the region.

AGENDA ITEM #9

DEBRIEF ON JANUARY 2016 SNOW STORM

AGENDA ITEM #10

TRANSPORTATION PLANNING BOARD PRIORITIES

AGENDA ITEM #11

METRO SAFETY, RELIABILITY, AND STATE OF GOOD REPAIR NEEDS AND REVENUE ASSESSMENT

METROPOLITAN WASHINGTON COUNCIL OF GOVERNMENTS
777 North Capitol Street, N.E.
Washington, D.C. 20002

**RESOLUTION AUTHORIZING THE EXECUTIVE DIRECTOR TO CONVENE A TECHNICAL PANEL TO
PREPARE A METRORAIL SAFETY, RELIABILITY AND STATE OF GOOD REPAIR NEEDS AND REVENUE
ASSESSMENT**

WHEREAS, the Metro rail system is the most significant regional transportation system and plays a critical role in meeting the National Capital Region's socio-economic and mobility needs and has served this need for the past 40 years; and

WHEREAS, a series of recent events including the January 12, 2015 L'Enfant Plaza smoke incident, subsequent smoke, fire and other disruptive events in 2015 and 2016 have undermined Metrorail's reliability and strongly reinforce the urgent need to restore the safety of the aging Metrorail system; and

WHEREAS, these recurring issues led to a 29 hour complete shutdown of the system in March of this year and the region is now faced with an extended period of safety-related repair and maintenance work activities called SafeTrack, which is anticipated to cause significant inconvenience and disruption of socio-economic activities in the region; and

WHEREAS, on March 30, 2016 COG in partnership with the Greater Washington Board of Trade held a summit of the regional elected and business leaders to discuss the importance of restoring Metro rail to a World Class System by addressing the safety and service reliability challenges the system is facing at present; and

WHEREAS, the region's leaders are unified in their desire to help the Washington Metropolitan Area Transit Authority address the safety and service reliability issues faced by its Metro rail system; and

WHEREAS, the current safety and service reliability issues of Metro are partly due to the funding constraints it faces; and

WHEREAS, on January 6, 2005, COG, the Greater Washington Board of Trade and the Federal City Council issued "The Report of the Metro Funding Panel", and

WHEREAS, the 2005 report examined and documented Metrorail operating and capital funding needs for 2005-2015, and evaluated a range of financing alternatives for providing funding to meet the needs; and

WHEREAS, the 2005 report concluded that insuring safety, reliability, and state of good repair for the Metrorail system requires stable and predictable funding; and

WHEREAS, in 2008, the United States Congress adopted the Passenger Rail Investment and Improvement Act (PRIIA) which established an annual, ten year dedicated federal appropriation of \$150 million annually, matched by \$50 million each from the District of Columbia, Maryland and Virginia, and such funding has helped address some of the capital cost needs to bring Metrorail into a state of good repair identified in the 2005 study; and

WHEREAS, the current state of safety and service concerns associated with Metrorail and the resultant disruptions to mobility and commerce in the region reaffirms the need to thoroughly explore and address to the best of the region's ability the funding and revenue needs of the Metrorail system;

NOW, THEREFORE, BE IT RESOLVED BY THE BOARD OF DIRECTORS OF THE METROPOLITAN WASHINGTON COUNCIL OF GOVERNMENTS THAT:

The Board authorizes the Executive Director to convene a Technical Panel of Chief Administrative Officers and Chief Financial Officers, who in partnership with the Washington Metropolitan Area Transit Authority Chief Financial Officer will:

1. Document current funding projections for:
 - a. Operating the current Metrorail system in a safe and reliable manner;
 - b. Fully implementing the Metrorail system's replacement/rehabilitation program.
2. Provide the Board with an interim report in September of this year; and
3. Explore potential sources for any additional revenue the region may need to meet the above safety and reliability funding needs of the Metrorail system, and
4. Resources to carry out the work of the Technical Panel shall be mainly provided by in-kind contributions, however, the Executive Director is authorized to allocate additional resources to support this initiative drawn from the existing FY 2016 and FY 2017 approved work program and budget.

AGENDA ITEM #12

OTHER BUSINESS

AGENDA ITEM #13

ADJOURN