

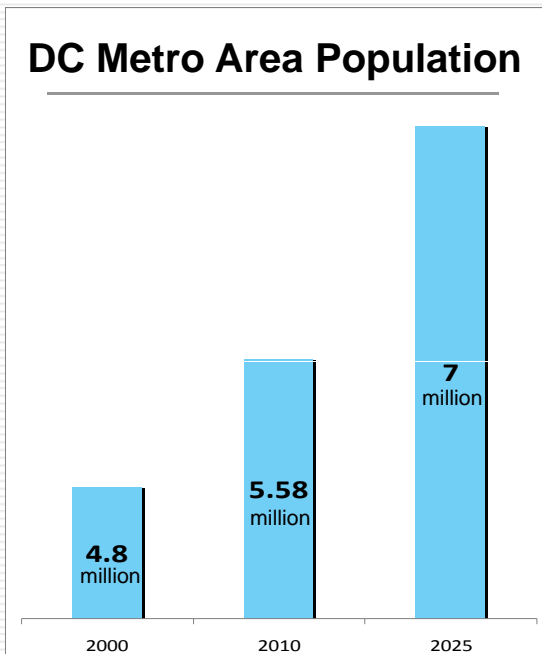
How tomorrow moves [CSX]



The National Gateway

April 27, 2011

The Challenge



X



=




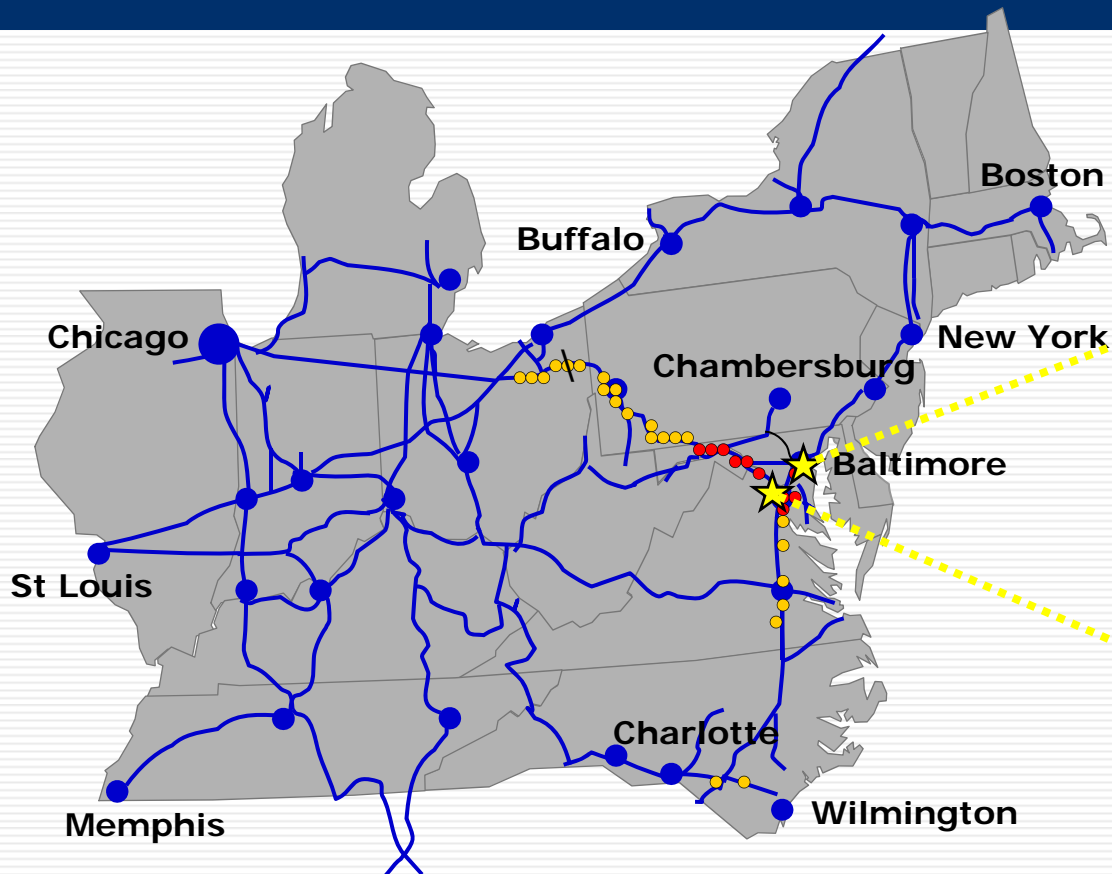
Pollution

Road & Rail Congestion

Logistics Cost

Figures according to the Federal Railroad Administration and the US Census Bureau. 2025 population projection based on growth rate between 2000 and 2010.

The National Gateway: A Key Part of the Solution



- National Gateway Projects in the DC Metro area
- Other National Gateway Projects
- ★ Virginia Avenue Tunnel and Baltimore-Washington Rail Intermodal Facility

National Gateway Component Projects

Clearance Projects

61 double stack projects

\$395M

- Increase capacity and efficiency
- Remove bottlenecks
- Increase openness to regional ports

Intermodal Terminals

6 terminal construction or expansion projects

\$447M

- Increase intermodal capacity
- Improve utilization of port space

Virginia Avenue Tunnel

■ **Investment:** \$160 million

■ **Improvement:**

- Double track
- Double stack

■ **Benefits:**

- Jobs: 2,000 in DC/VA
- Community development
- Pollution reduction: air, noise, river, congestion

Baltimore-Washington Rail Intermodal Facility

■ **Investment:** \$150 million

■ **Improvement:**

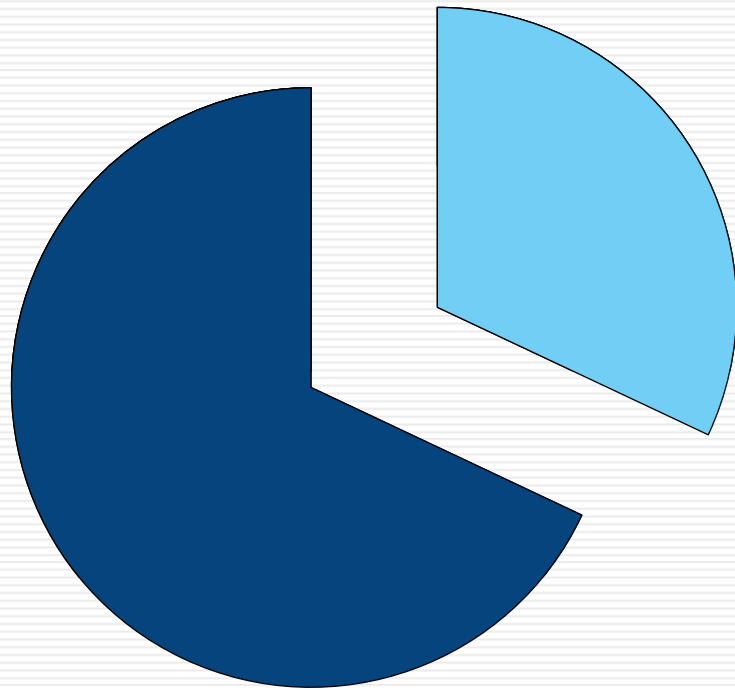
- New terminal
- Open space at Port of Baltimore

■ **Benefits:**

- Jobs: 12,000 in MD
- Increased capacity

The National Gateway: A Key Tool for You

\$10 billion
Total public benefit from National Gateway over the next 30 years



Total public benefit for the Washington, DC Metro area

14,000

Jobs created in Maryland, DC, and Virginia

6 million

Tons of CO₂ emissions reduced in Virginia and Maryland

\$200 million

Saved in highway maintenance costs in Virginia and Maryland

6 million

Trucks removed from DC area highways

Figures according to 2009 TIGER grant application and tax/wage information.

Growing List of Supporters – www.nationalgateway.org

