

ANNUAL REPORT ON CRIME AND CRIME CONTROL

Evaluating crime trends in 2022 and regional law enforcement initiatives

Chief Russell E. Hamill III
COG Police Chiefs Committee Chair

COG Board of Directors
October 11, 2023

Overview of the Crime Report

- Prepared annually by COG's Police Chiefs Committee
- This report focuses on offenses, compiled from jurisdictions in the National Capital Region (NCR), using various methods of reporting



Police Week 2022 (Fairfax County Police Department)

What the Data Says (1 of 2)

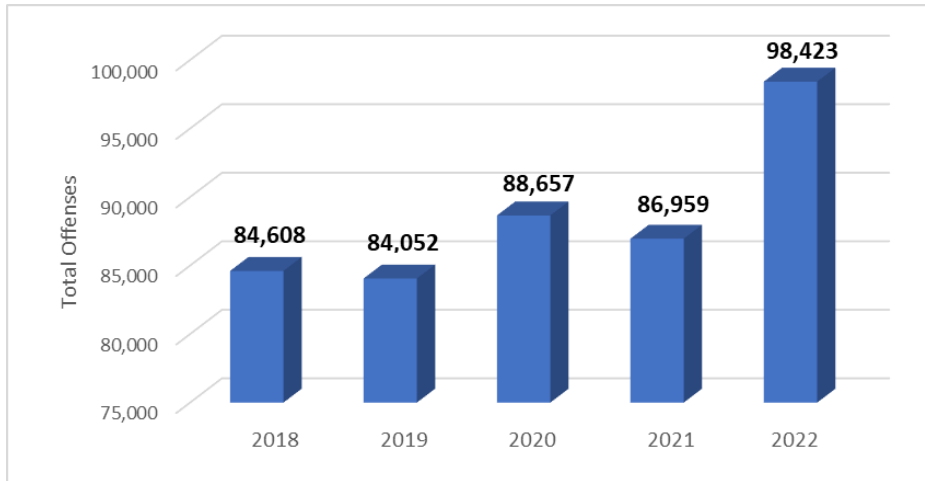
- Part I/Part A Offenses include **violent crime** (homicide, robbery, rape) and **property crime** (motor vehicle theft, burglary, larceny)
- Overall, there was an **11.6% increase** in total Part 1/Part A Offenses with a **1.6% increase** in violent crime
 - There was a **decrease** in homicide, rape, and aggravated assaults
- Property crime overall **increased 13.2%**
 - **Increase** in motor vehicle thefts (17.1%) and larceny (13.2%)
- Arrests increased 21.8%

What the Data Says (2 of 2)

Law enforcement agencies in the NCR continue to address the types of crime where the NCR saw significant increases:

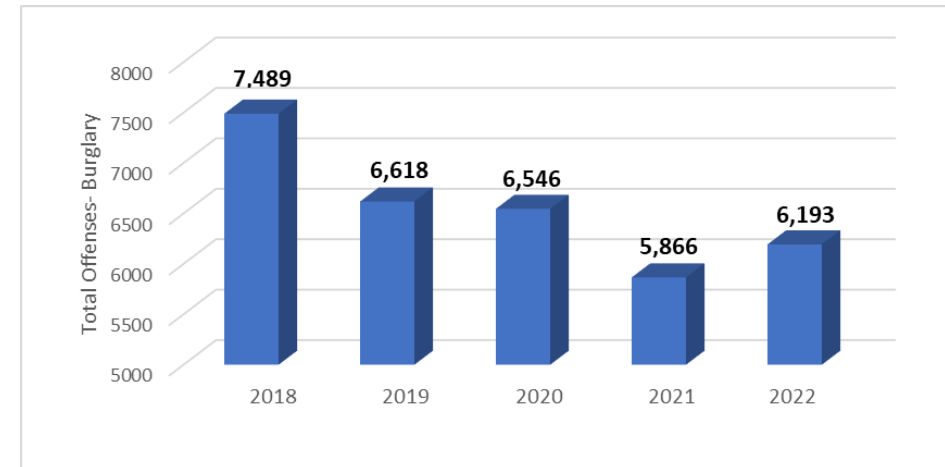
- Robbery **increased 10.4%**
 - 5,344 robberies in 2022 from 4,839 in 2021
- Burglary **increased 5.6%**
 - 6,193 robberies in 2022 from 5,866 in 2021
- Motor vehicle theft **increased 17.1%**
 - 13,050 motor vehicle thefts in 2022 from 11,144 in 2021
- Larceny **increased 13.2%**
 - 79,180 larceny offenses in 2022 from 69,949 in 2021

Property Crime Trends in the NCR, 2018-2022

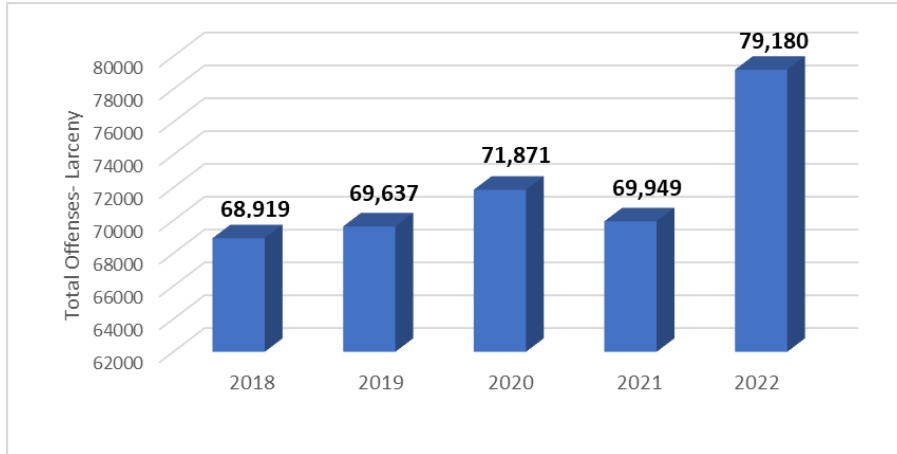


Overall Historical Property Crime Trends

Historical Offenses- Burglary

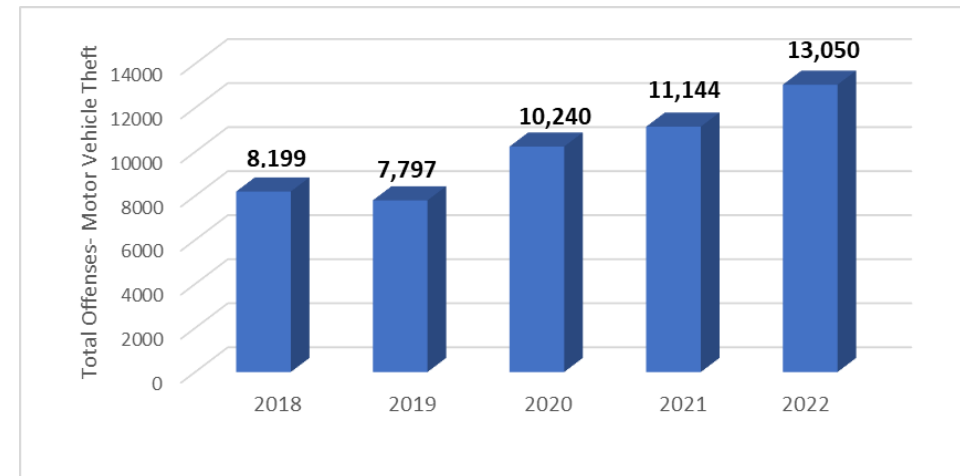


Property Crime Trends in the NCR, 2018-2022 (2 of 2)

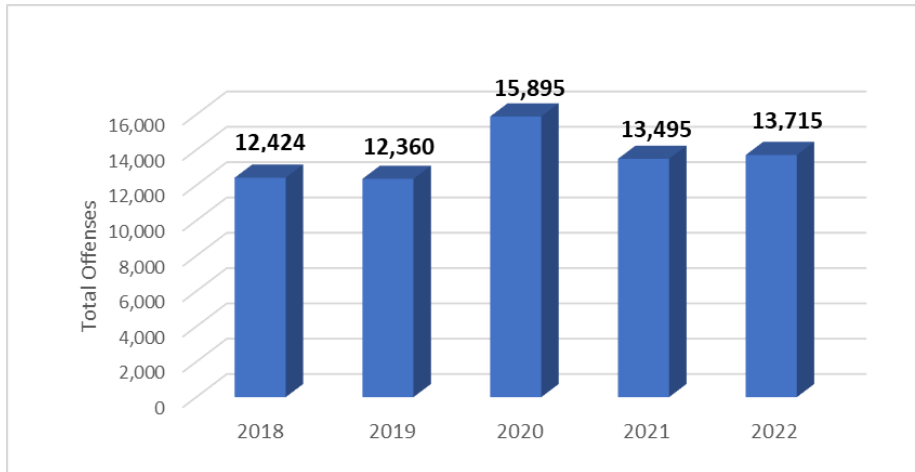


Historical Offenses-Larceny

Historical Offenses-Motor Vehicle Theft

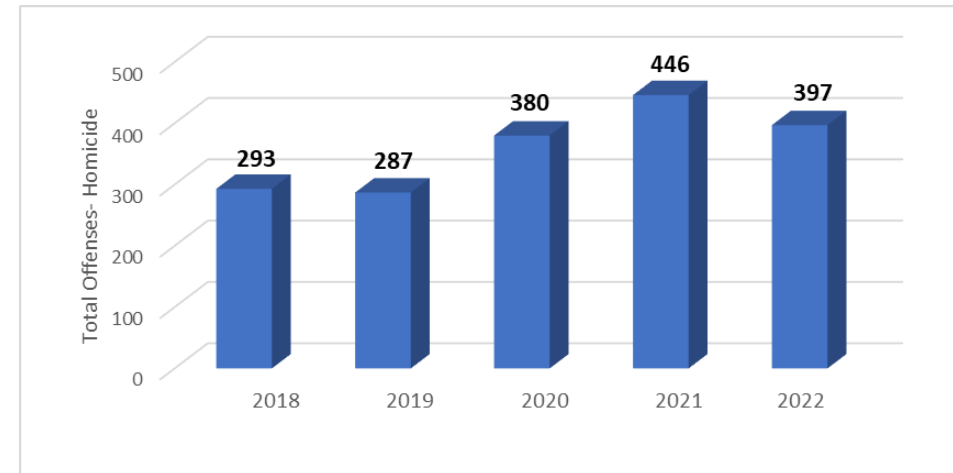


Violent Crime Trends in the NCR, 2018-2022



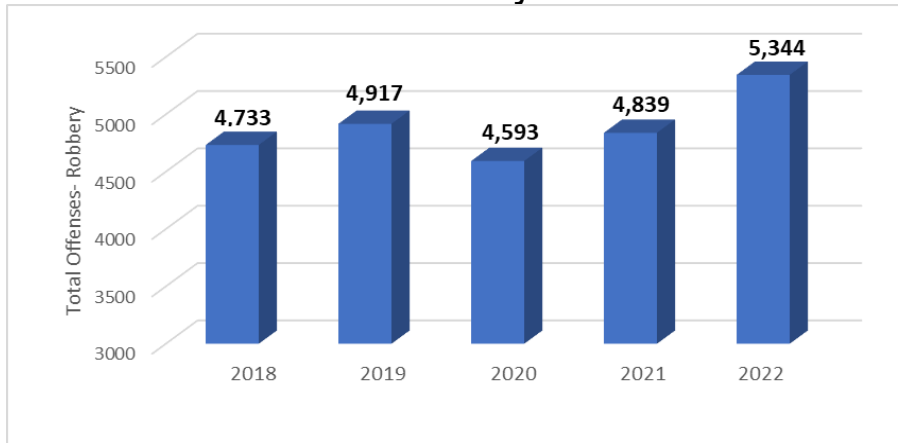
Overall Historical Violent Crime Trends

Historical Offenses-Homicide

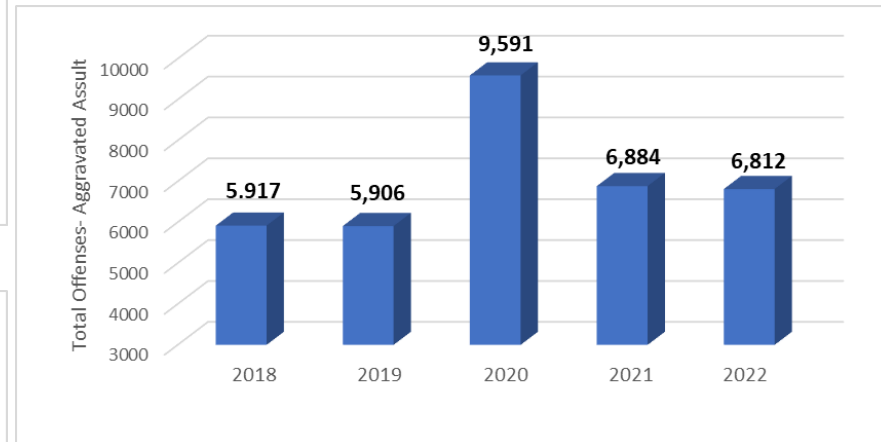


Violent Crime Trends in the NCR, 2018-2022 (2 of 2)

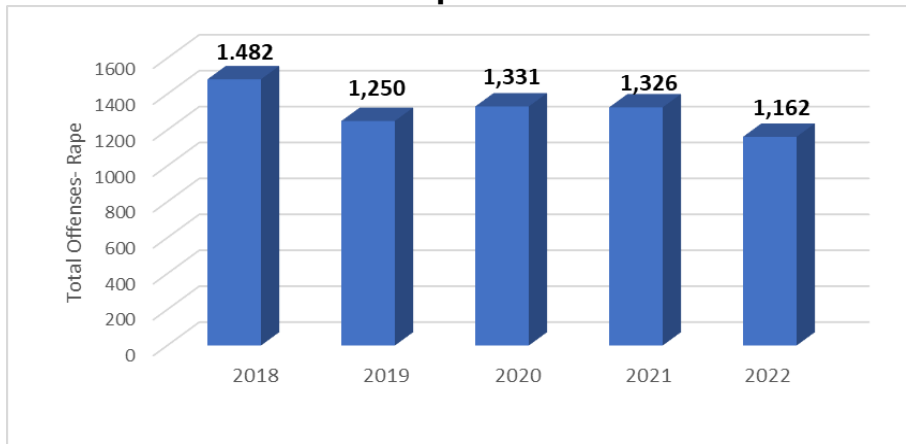
Historical Offenses- Robbery



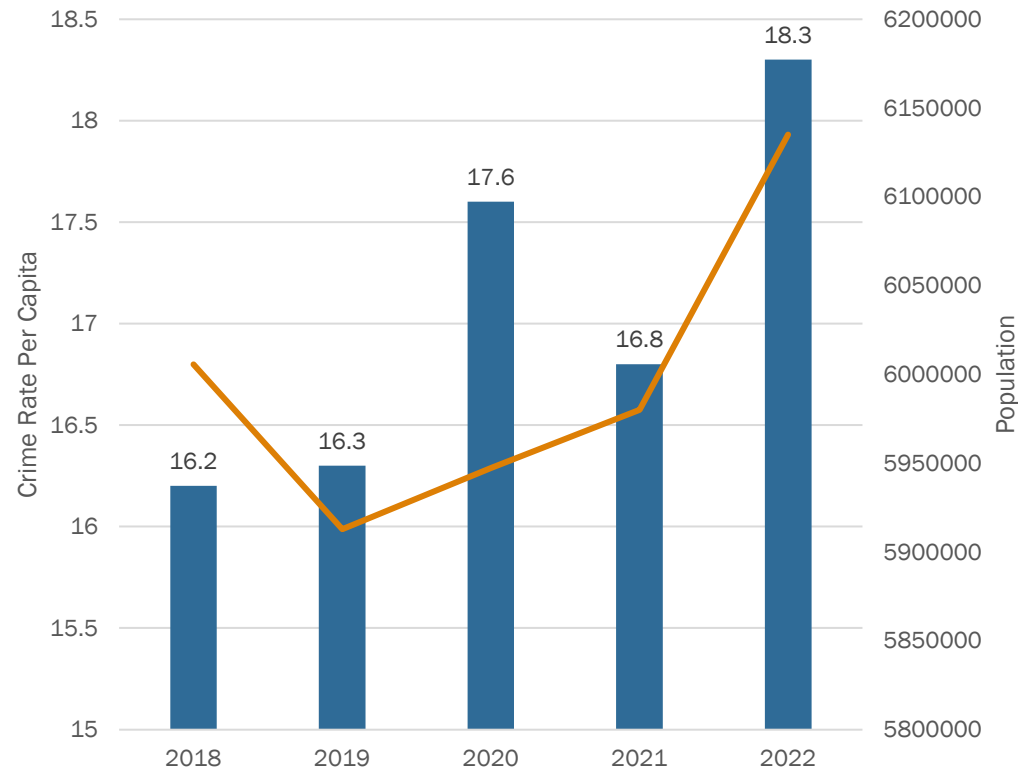
Historical Offenses-Aggravated Assault



Historical Offenses- Rape



Crime Rate Per Capita



Source: COG

- Crime rate per capita **increased 9%** in 2022, and the region's population continued to increase to just under 6.2 million
- At 18.3 per 1,000, the rate per capita did go in an upward trend in 2022

Contributing Factors to Crime Trend

- Significant challenges persist with law enforcement staffing levels in the region
- Ongoing COVID-19 impacts and associated economic stressors, social stressors, and legislative/policy changes

Regional Initiatives

- Safe Roads Task Force
- Cross-jurisdictional initiatives to reduce motor vehicle theft
- Regional Public Safety Programs for law enforcement

Chief Russell E. Hamill III

COG Police Chiefs Committee Chair

Scott Boggs

DHSPS Managing Director

(571) 722-4305

sboggs@mwcog.org

mwcog.org

777 North Capitol Street NE, Suite 300

Washington, DC 20002