



Maryland Department of Agriculture Update

Assistant Secretary Steve Connelly

October 8, 2021



AGRICULTURE IN MARYLAND



- ***Maryland's top industry***
- ***Overall economic impact of \$19.6 billion and 83,000 jobs across the state***
- ***12,429 farms, nearly 2 million acres***
- ***Average farm size = 160 acres***





COVID-19 IMPACT & MDA'S RESPONSE



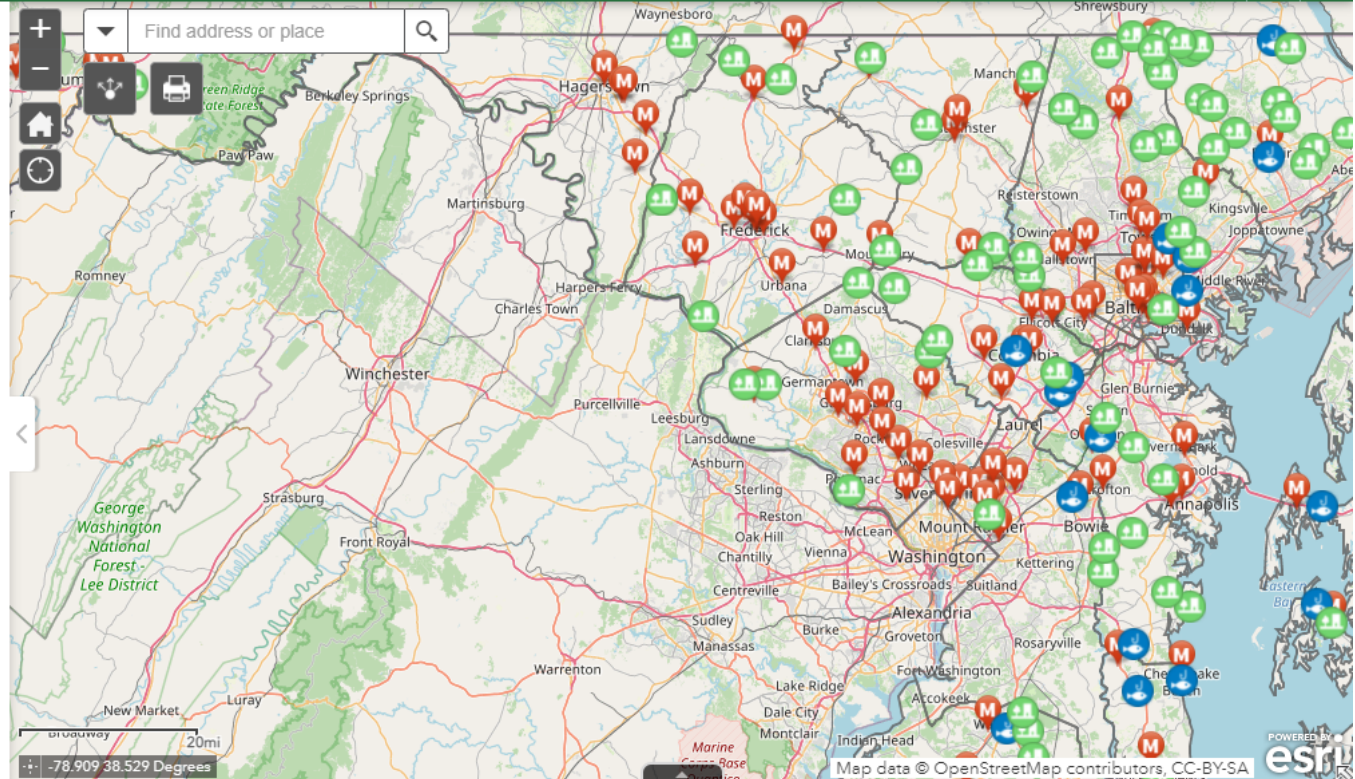
AG & SEAFOOD PRODUCTS LOCATOR



Local Food Options: Farmstands, Farmers Markets, and Seafood

with Web AppBuilder for ArcGIS

Maryland farmers and seafood companies doing direct sales to replace markets unavailable during the COVID-19 pandemic are listed in the maps on this page, along with Maryland farmers markets. Other producers are listed throughout the Maryland's Best website: [MarylandsBest](https://www.marylandsbest.com/)



MDA COVID-19 RESPONSE



- *Food Supply Task Force*
- *Poultry and Egg Processing Facilities Staff Shortages*
 - *Collaboration with counterparts in Delaware and Virginia*
 - *Increased access to testing for Eastern Shore poultry workers and their families*
 - *Decreased absenteeism in poultry facilities*



MARYLAND FARMER COVID-19 RELIEF PROGRAM

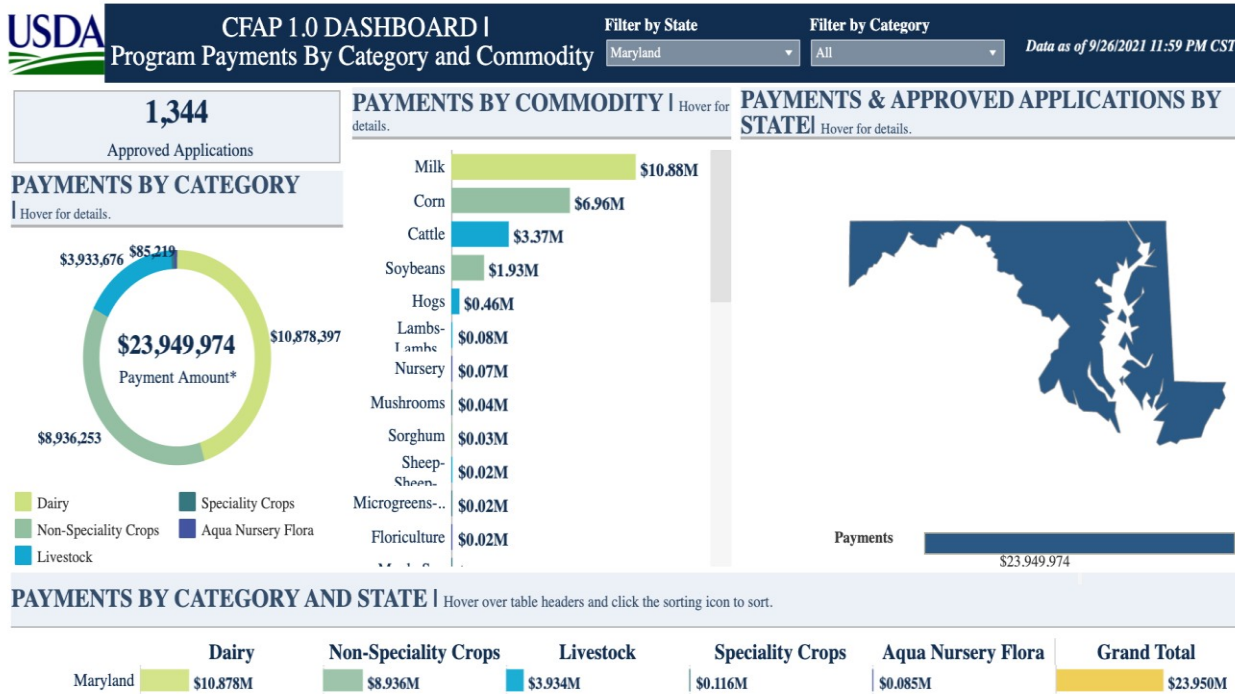


- *Sept. 2020, Governor Larry Hogan announced the Maryland Farmer COVID-19 Relief Program*
- *Direct payments:*
 - *\$1,000 per house to contract poultry growers across the state*
 - *15% bonus payment to farmers who received CFAP1 funding*
- *Provided \$5 million to 1,300+ farmers & producers*
- *Funding from the federal CARES Act*



Coronavirus Food Assistance Program

1 – CFAP1



Coronavirus Food Assistance Program

2- CFAP2



CFAP 2.0 DASHBOARD | Program Payments By Category and Commodity

Data as of 9/26/2021 11:59 PM CST

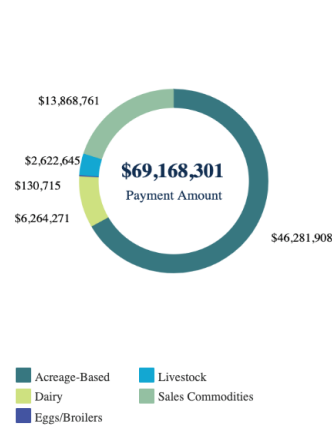


CFAP 2 indicates the original payment issued to producers for all authorized commodities. The top-up payment for acreage-based commodities began processing on 4/2/2021. For additional filtering on category and state, click the funnel icon.

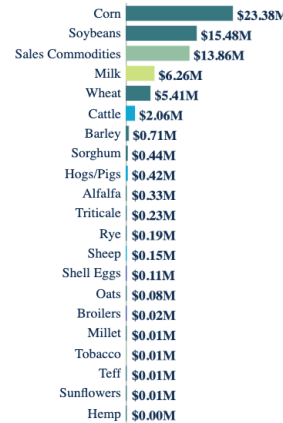
Select Payment Type:
 All
 CFAP 2
 Top-Up

TOTAL CFAP 2 PAYMENTS	CFAP 2	TOP-UP	APPROVED APPLICATIONS PAID
\$69,168,301	\$48,874,325	\$20,293,976	2,940

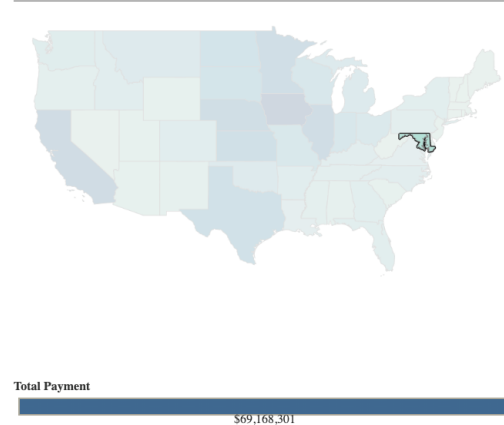
PAYMENTS BY CATEGORY | Hover for details.



PAYMENTS BY COMMODITY



PAYMENTS & APPROVED APPLICATIONS BY STATE | Hover for details.



PAYMENTS BY CATEGORY AND STATE | Hover over table headers and click the sorting icon to sort.

Category	Payment Amount
Maryland Acreage-Based	\$46.282M
Dairy	\$6.264M
Eggs/Broilers	\$0.131M
Livestock	\$2.623M
Sales Commodities	\$13.869M
Grand Total	\$69.168M



MDA'S MARKETING OFFICE



MDA'S MARKETING OFFICE



- *Includes the following programs:*

- *Maryland's Best*
- *Maryland's Best Seafood*
- *International Marketing*
- *Homegrown by Heroes*
- *Farmers' Market Nutrition Program*
- *Maryland Farms and Families Matching Program*
- *Farm to School*
- *Food Donation Tax Credit Program*
- *Agricultural Mediation*
- *Various grant programs - Specialty Crop Block Grant, Wine and Grape Promotion Fund, and Spay and Neuter.*



MDA'S MARKETING OFFICE



MARYLAND'S BEST
Fresh Produce, Farm Products and Seafood
From Maryland Farms and the Chesapeake Bay



VISIT THE FARM

**FIND PRODUCTS FROM
MARYLAND FARMERS.**



**FIND PRODUCTS FROM MARYLAND
WATERMEN AND SEAFOOD PRODUCERS**

[Contact Us](#) | [Privacy](#) | [Accessibility](#)

50 Harry S. Truman Parkway, Annapolis, MD 21401

MDA'S MARKETING OFFICE



- ***Certified Local Farm Enterprise Program***
 - *Encourages state-owned institutions to purchase at least 20% of their food from a local producer*
 - *As of Sept. 13, 2021, 38 farms have registered*
 - *Registered farms must have a certified nutrient management plan with MDA*
 - *Directory of registered farms is on MDA's website*
 - *Currently promoting program with UME & county Agriculture Marketing Professionals*



Feeding those in need

- MDA provides \$100,000 annually for matching dollars program. Grants have gone to MARBIDCO and Southern Maryland Ag Development Commission. Grant just awarded for 2021-22. Matches SNAP, WIC and FMNP.
- In Maryland, 195 farmers participate in the FMNP, Farmers Market Nutrition Program annually. All of the 105 markets in Maryland have authorized farmers present who participate in the FMNP. In 2020, MDA, in partnership with the Dept. of Health, provided \$777,000 used by WIC recipients and seniors to buy produce from Maryland farmers. (USDA FNS funds, MDA and DOH funds)
- MDA also worked to ensure Maryland produce distributors were aware of USDA food box program opportunities during the pandemic. More than \$87.1 million worth of food was distributed in Maryland in 2020-21 in the food box program.(USDA AMS)

“MARBIDCO”



MARBIDCO
growing rural ventures™

- ❖ MARBIDCO is a quasi-public entity authorized to:
 - **1)** Help develop food/feed/fiber production and processing businesses;
 - **2)** Assist with rural working land preservation efforts; and
 - **3)** Alleviate the shortage of nontraditional capital and credit available to farmers and other RBI businesses at affordable interest rates.

- ❖ MARBIDCO is a very nimble financial intermediary organization that **“works at the speed of business”**. MARBIDCO has funded more than 1,000 Ag/RBI projects over the last 14 years.

- ❖ MARBIDCO offers **17 financial programs** today, often working in conjunction with commercial lenders and/or partnering with other agencies. Most of these are lower interest rate loan programs, but MARBIDCO does provide a few small incentive grants for targeted activities as resources permit (e.g., on-farm value added processing). MARBIDCO also offers the Next Generation Farmland Acquisition Program (which assists Beginner Farmers & helps to also preserve farmland).

MARBIDCO's Ag/Rural Business Assistance Response to the Pandemic

- In 2020 - MARBIDCO **deferred loan repayments on 34 loans**, typically for up to six months without penalty (nearly 14% of the loans in MARBIDCO's loan portfolio).
- MARBIDCO has **reduced the interest rates** on its Core loan programs by 100 basis points (or more in certain situations). The interest rate in a popular program is now 2.25%.
- In 2020 - Coronavirus Relief Funds (CARES Act) funding provided by the Maryland Department of Health allowed MARBIDCO to establish the **Pandemic Adjustment Equipment Grant Program (PAEGF)**. MARBIDCO also created the **Pandemic Adjustment Loan Fund (PALF)** using its own funds.

MARBIDCO Pandemic Adjustment Loan Fund (PALF) & Pandemic Adjustment Equipment Grant Fund (PAEGF) - 2020

- Pandemic Adjustment Loans
 - **Lower cost loans with flexible terms for working capital and equipment purchases** (Interest rate: 3.75%; Terms: 12-36 months; No collateral required.)
 - Up to \$3,000 in working capital and \$10,000 in equipment purchases, to help business adjust operations as a result of the COVID-19 Pandemic.
 - **37 Loans were made for a total of \$297,317 in projects funded.**
- PAEGF Grants (Funded from the Federal CARES Act)
 - **Grants to farm, seafood and forestry business that were impacted by COVID-19.**
 - Grant funds were used to purchase equipment or capital assets to make an adjustment to their business operations.
 - Grants could fund up to 80% of a project's eligible cost.
 - **92 grants were made for a total of \$1,977,676.**
 - 45 of these grants were for cold storage equipment (for part or all of project).

Both Programs: 129 projects = \$2,274,993

MARBIDCO RELIEF ACT GRANTS - 2021

MARBIDCO was allocated \$2 million in RELIEF Act (Recovery Now) funding last February. Funds were used to establish the following six grant programs:

- Maryland Shellfish Aquaculture Relief Grants
 - Provided Grants up to \$2,000 to Maryland Shellfish Aquaculture leaseholders (Oyster Farmers) that have one or more leases with DNR.
 - **Ninety-two (92) oyster farmers qualified for \$138,500.**
- Maryland Urban Farmer Relief Grants
 - Provided grants of \$500 to urban farmers to help with spring production costs. Available to farmers located in urban areas and had at least \$1,000 in annual agricultural product sales.
 - **MARBIDCO provided grants of \$5,500 to 11 Urban Farmers.**
- Local Food Cold Storage Relief Grant Program
 - Provided up to a 25 to 50 percent matching grant up to \$7,500 to farmers and watermen to assist with costs related to the purchase and installation of cold storage equipment.
 - **MARBIDCO funded 71 projects totaling \$323,364.**

MARBIDCO RELIEF ACT GRANTS – 2021(Con't)

- Maryland Livestock Processing Relief Grant Program
 - Provided up to a 40% to 75% matching grant for USDA-inspected meat processing facilities and custom processing or mobile processing projects.
 - Grant funds were used to purchase livestock processing equipment and/or upgrade facilities to help expand production capacity in Maryland and help reduce the processing backlog that developed because of the pandemic.
 - **MARBIDCO funded 22 projects totaling \$592,532.**
- Maryland Wood Products Industry Equity Incentive Relief Fund
 - Provided matching grants up to 12% to 25% to help forest harvesters and wood fiber processors to purchase new equipment or construct facilities to increase the utilization and production of wood products in Maryland.
 - The program will provide much needed assistance to a struggling Maryland forestry industry that has been affected by recent mill closures and the loss of wood fiber markets.
 - **MARBIDCO funded 20 projects totaling \$773,105.**
- Maryland Market Money Program –
 - **Provided \$167,000 to the Maryland Market Money Program.**

MARBIDCO Relief Act Grants

Summary Activity - 2021

RELIEF Act Funding Grant Program	No. of Projects Funded	Total Amount Funded	Average Grant Amount
Aquaculture Relief Grants	92	\$138,500	\$1,505
Urban Farmer Relief Grants	11	\$5,500	\$500
Cold Storage Relief Grants	71	\$323,364	\$4,554
Livestock Processing Relief Grants	22	\$592,532	\$26,933
Wood Products Industry Grants	20	\$773,105	\$38,655
Maryland Market Money	1	\$167,000	\$167,000
Total	217	\$2,000,000	



THANK YOU!