

2016 HOMELESS ENUMERATION

Results for the Metropolitan Washington Region

Michael Ferrell
Chairman, COG Homeless Services Committee

MWCOG Board of Directors
May 11, 2016



Metropolitan Washington
Council of Governments

How Many People Are Experiencing Homelessness in our Region?

LITERALLY HOMELESS BY JURISDICTION, 2012-2016						
	2012	2013	2014	2015	2016	Percent Change 2012 - 2016
City of Alexandria	352	275	267	267	224	-36%
Arlington County	451	479	291	239	174	-61%
District of Columbia	6,954	6,865	7,748	7,298	8,350	20%
Fairfax County	1,534	1,350	1,225	1,204	1,059	-31%
Frederick County	285	275	246	311	349	22%
Loudoun County	164	166	179	168	134	-18%
Montgomery County	982	1,004	891	1,100	981	0%
Prince George's County	641	686	654	627	544	-15%
Prince William County	467	447	445	409	400	-14%
TOTAL	11,830	11,547	11,946	11,623	12,215	3.3%

NOTE: The literally homeless total above includes the unsheltered homeless.



Rising Family Homelessness

HOUSEHOLD COMPOSITION					
		Total Single Adults	Total Persons in Families	Total Persons in Households with ONLY Minor Children	Regional Total
MWCOG REGION	2016	5,764	6,435	16	12,215
	2015	5,929	5,678	16	11,623
	2014	6,057	5,880	9	11,946
	2013	6,115	5,405	27	11,547
	2012	6,204	5,611	15	11,830
2012 - 2016 Percent Change		-7.1%	14.7%	6.7%	3.3%



Photo credit: Marica Idil/Flickr

Children represent 60% of all people in homeless families

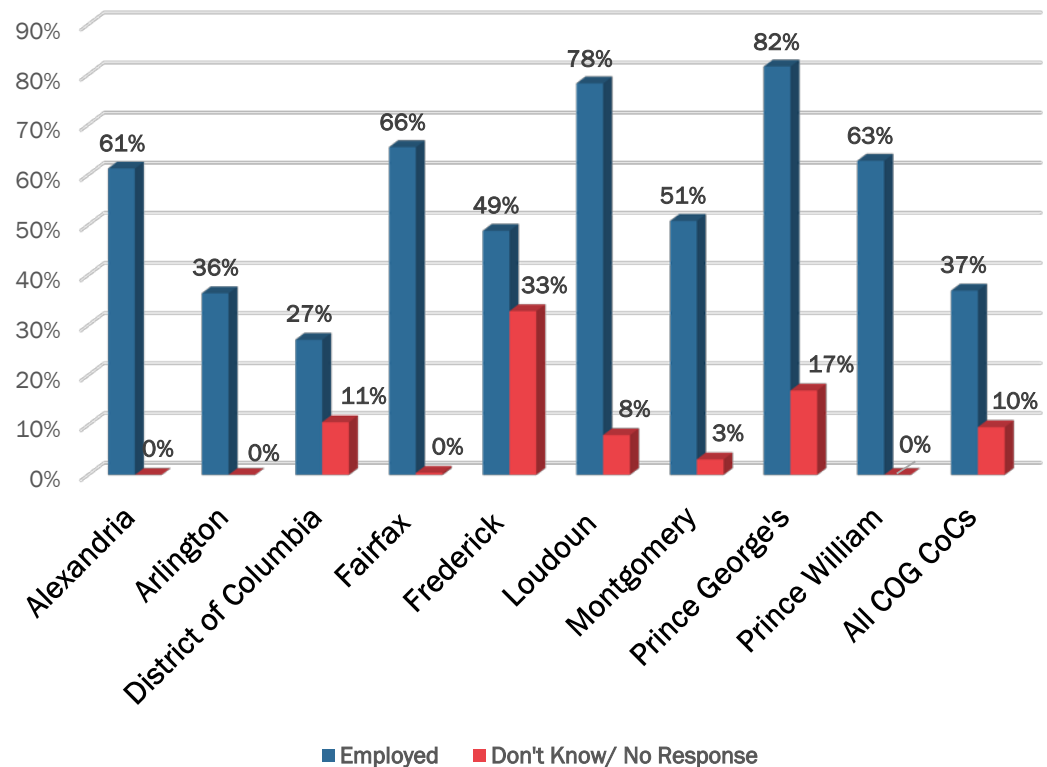


Employment & Income: By the Numbers

- **47%** of Homeless Single Adults with Income are Employed;
- **22%** of All Single Homeless Adults are Employed
- **37%** of Adults in Homeless Families are Employed Region-wide

Employed Adults in Homeless Families

Source: MWCOG 2016



Eliminating Veteran Homelessness

HOMELESS VETERANS BY JURISDICTION, 2012 - 2016						
Jurisdiction	2012	2013	2014	2015	2016	Percent Change 2012 - 2016
City of Alexandria	20	11	18	12	5	-75%
Arlington County	24	14	21	19	5	-79%
District of Columbia	531	499	408	408	350	-34%
Fairfax County	60	67	51	46	37	-38%
Frederick County	7	13	10	13	12	71%
Loudoun County	8	9	7	6	4	-50%
Montgomery County	37	31	34	24	17	-54%
Prince George's County	24	25	20	34	26	8%
Prince William County	27	23	19	18	28	4%
TOTAL	738	692	588	580	484	-34%

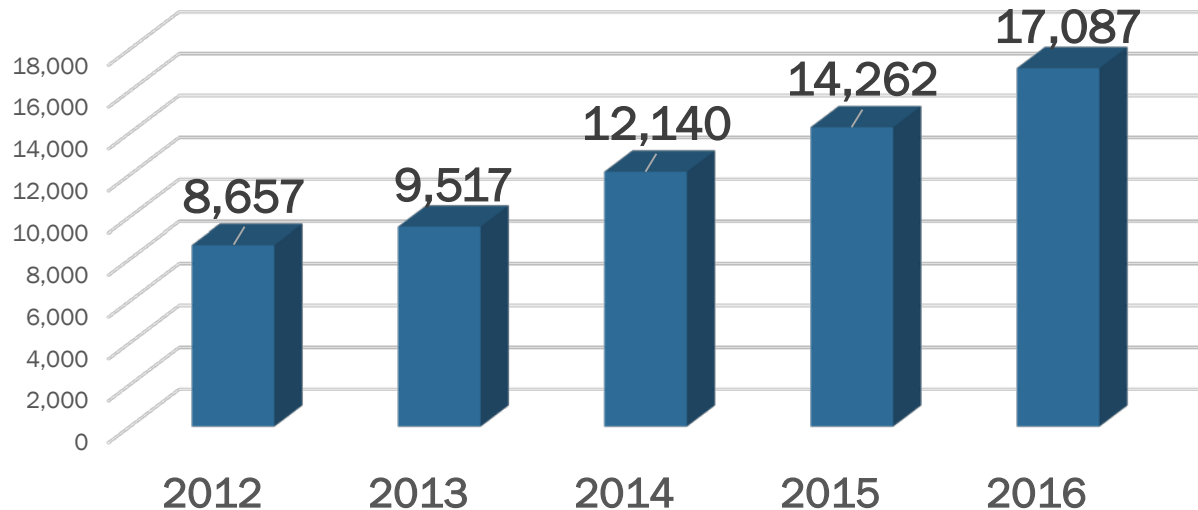


Photo credit: Maryland GovPics Veterans Stand Down & Homeless Services Day, Prince George's County, 2011

Formerly Homeless: Regional Progress

Formerly Homeless Persons in Permanent Supportive Housing, Rapid Re-Housing & Other Permanent Housing*

Source: MWCOG 2016



**Data for 2014 through 2016 includes Rapid Re-Housing & Other Permanent Housing placements. Data collected prior to 2014 includes Permanent Supportive Housing only.*




Recommendations & Challenges to Ending Homelessness

Recommendations

- Housing First
- Diversion and prevention strategies
- Affordable housing & housing subsidies- increase the supply
- Workforce development

Challenges

- High-cost housing market
- Limited or reduced federal funding for housing assistance programs



*Eden Place at Beulah Crossing
Credit: Ray Nix*



©2014 Harriet Wise

Questions?

Michael Ferrell

Chairman, COG Homeless
Services Committee
Executive Director, DC Coalition
for the Homeless
(202) 347-8870
mferrell@dccfh.org

