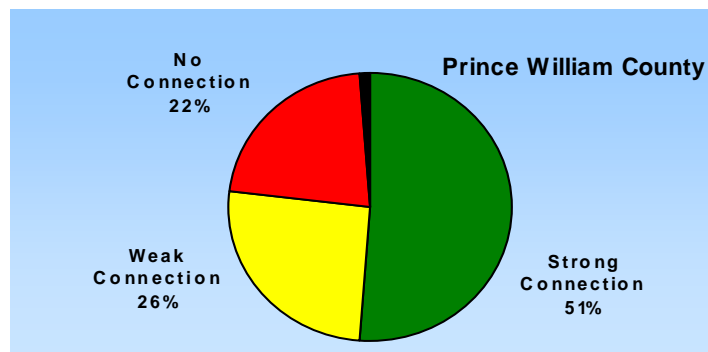
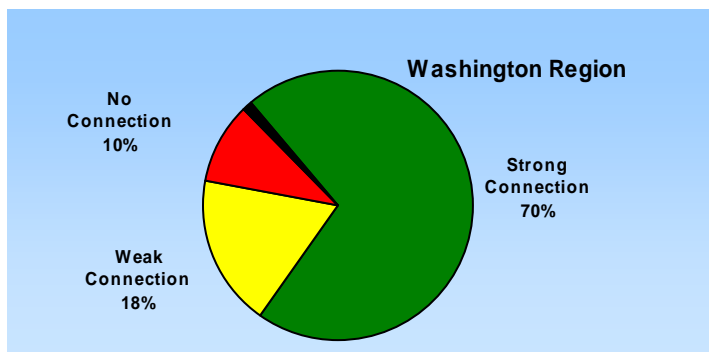


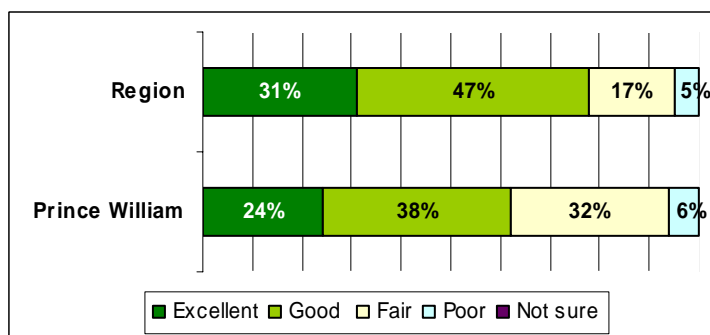
Priorities for a Growing Region

Prince William County Survey Results Compared to Regional Results

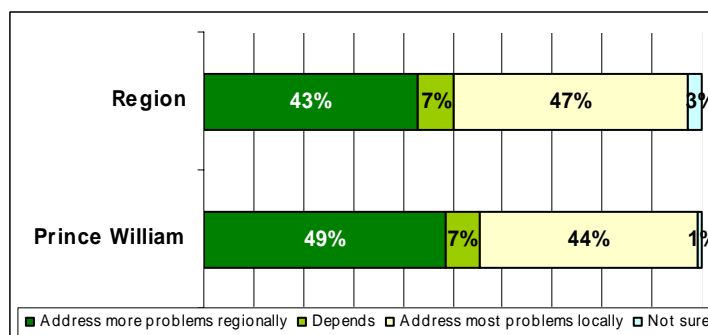
A Feeling of Connection



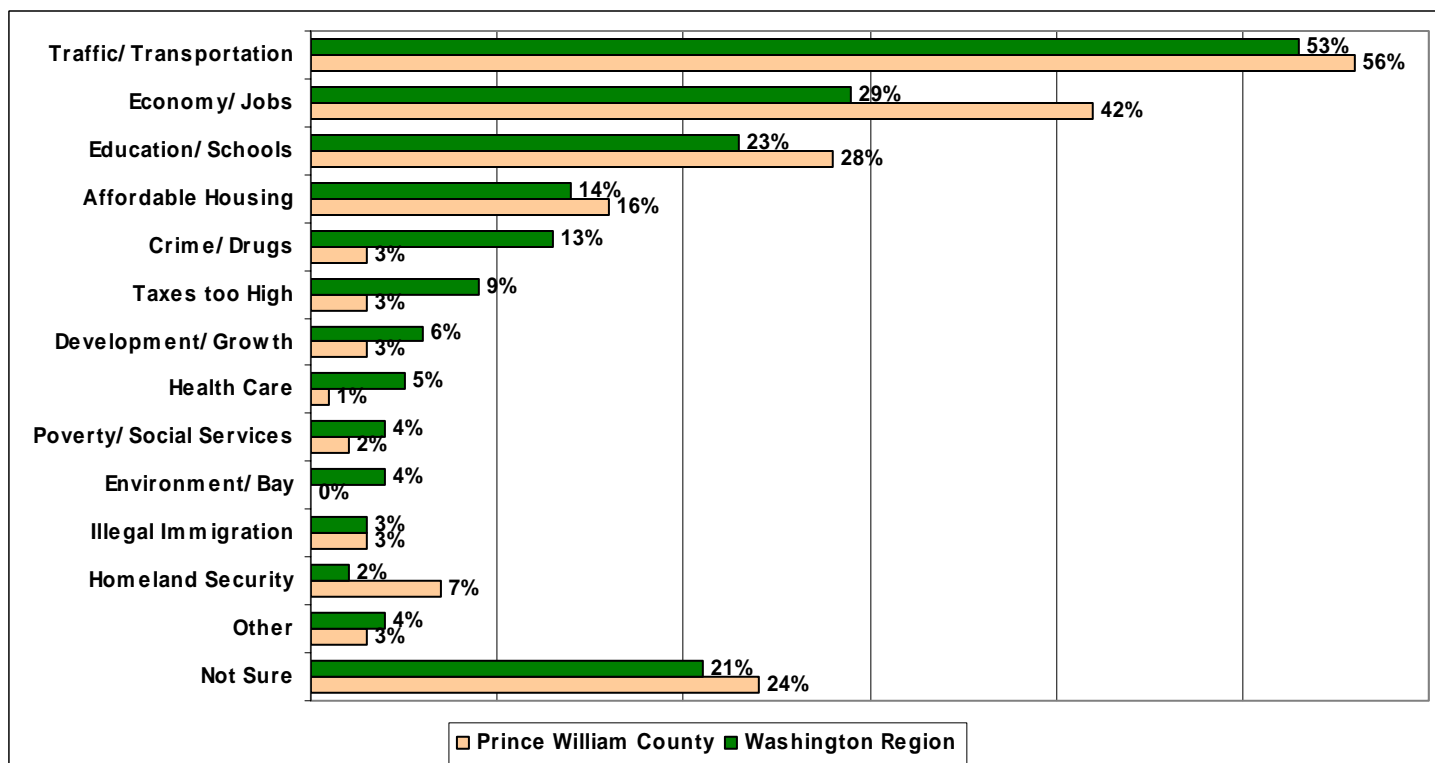
Rating the Region



Regional vs. Local Problem Solving



Most-Important Long-Term Issues



Report Card for the Region

Rated on a 4.0 scale, where A=4, B=3, C=2, D=1 and Fail=0

| Issue | Region | Prince William |
|--|--------|----------------|
| A community that respects people of all backgrounds | 2.95 | 2.54 |
| Interesting arts and cultural opportunities | 2.93 | 2.56 |
| Recreational opportunities for people of all ages | 2.90 | 2.73 |
| Enough parks and green space | 2.80 | 2.49 |
| A clean environment | 2.71 | 2.59 |
| Emergency preparedness to deal with terrorist threats | 2.66 | 2.72 |
| Enough transportation choices to get around the region | 2.61 | 2.12 |
| Safe streets and neighborhoods that are free of crime | 2.50 | 2.31 |
| The quality of the public schools | 2.50 | 2.58 |
| Help for people who are in need | 2.47 | 2.36 |
| Good access to health care for all residents. | 2.43 | 2.23 |
| Jobs that are easy to get to | 2.35 | 1.95 |
| Growth and development that is well-planned | 2.25 | 2.06 |
| Neighborhoods where people can walk to activities | 2.19 | 1.78 |
| The availability of good jobs for everyone who wants one | 2.17 | 2.15 |
| Housing that people of all incomes can afford | 1.81 | 1.70 |


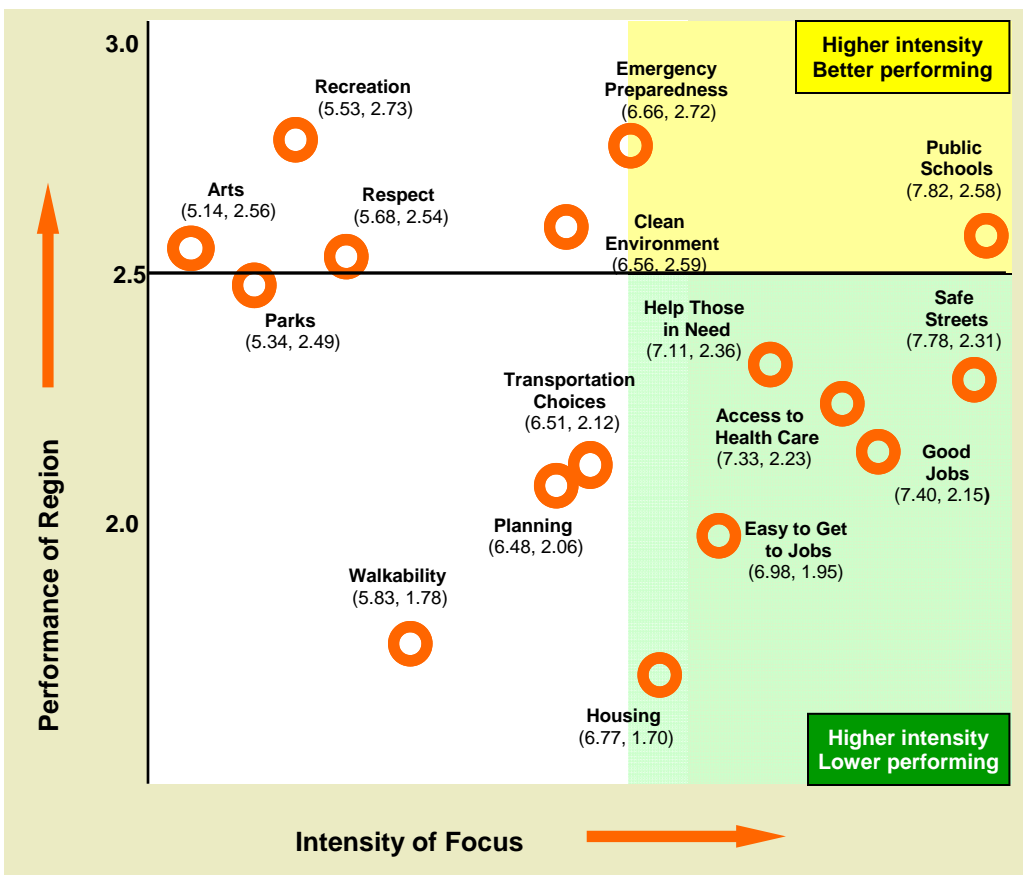
Intensity of Public Priorities

Rated on a 10-point scale

| Priority | Region | Prince William |
|--|--------|----------------|
| Higher quality public schools | 7.77 | 7.82 |
| Safer streets and neighborhoods that are free of crime | 7.52 | 7.78 |
| More good jobs for everyone who wants one | 7.30 | 7.40 |
| Better access to health care for all residents | 7.19 | 7.33 |
| More help for people who are in need | 6.99 | 7.11 |
| A cleaner environment | 6.77 | 6.56 |
| More housing that people of all incomes can afford | 6.76 | 6.77 |
| Growth and development that is better-planned | 6.74 | 6.48 |
| Better transportation choices to get around the region | 6.61 | 6.51 |
| Better emergency preparedness to deal with terrorist threats | 6.60 | 6.66 |
| Jobs that are easier to get to | 6.48 | 6.98 |
| A community that better respects people of all backgrounds | 6.18 | 5.68 |
| Neighborhoods where people can walk to activities | 6.03 | 5.83 |
| More parks and green space | 5.75 | 5.34 |
| More recreational opportunities for people of all ages | 5.60 | 5.53 |
| More interesting arts and cultural opportunities | 5.00 | 5.14 |

Where Would the Public Place the Resources?

Prince William County Priorities (For Regional Priorities refer to Pg. 12 of full version)



For detailed accounts of the findings refer to the full version of:

Priorities for a Growing Region: A Comprehensive Survey of Residents for the Greater Washington 2050 Coalition

Greater Washington 2050 is a regional initiative to improve the quality of life for Washington area residents by developing a vision for the future and inspiring leadership to enhance our region.