

Dockless Micromobility Update

4/24/2023

Aaron Goldbeck, Planner

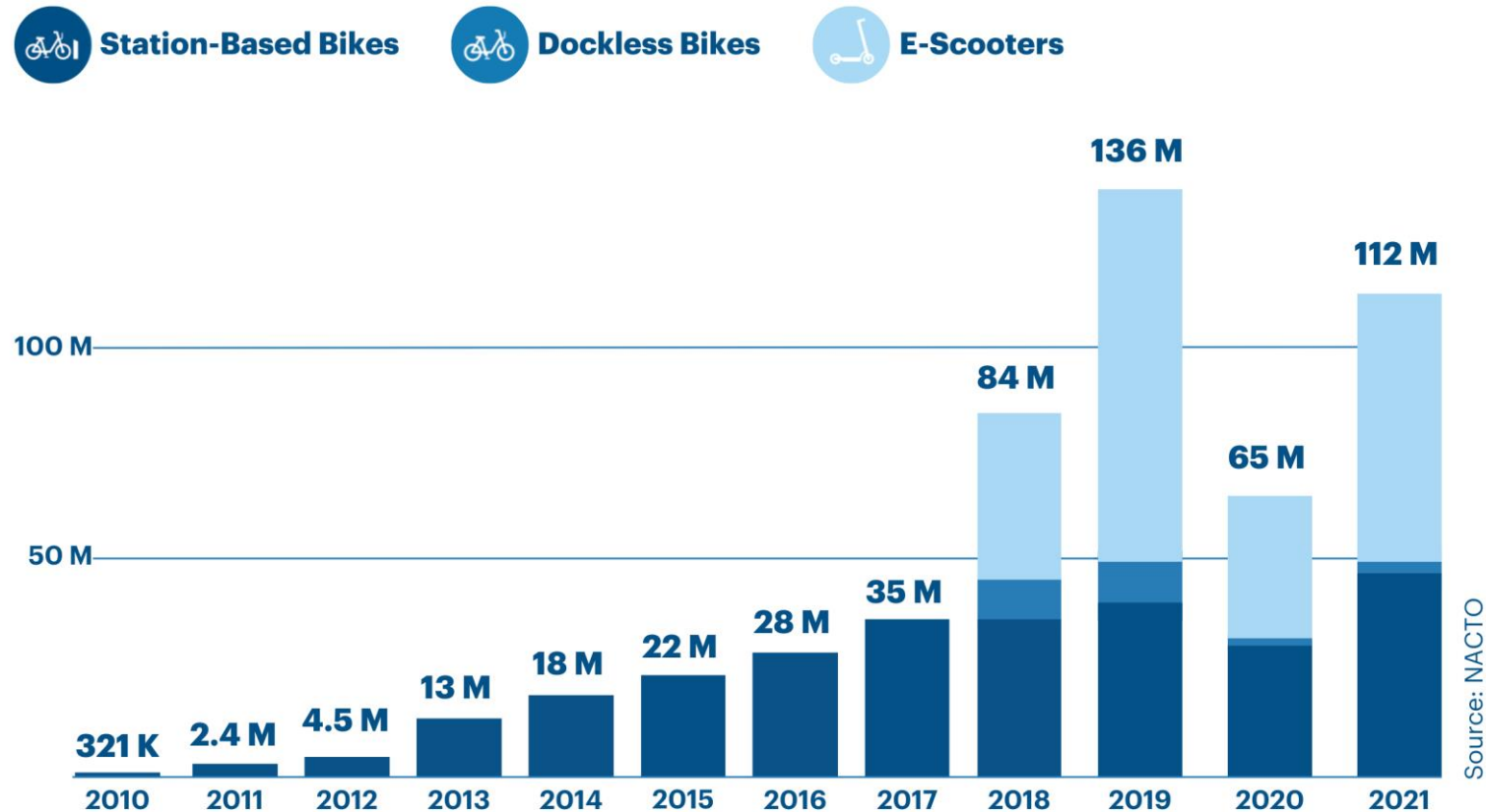
District Department Of Transportation

Agenda

- Background on Shared Micromobility
 - National Trends in ridership and price
 - Performance in the District since 2019
- Shared Fleet Devices
 - Permit Program overview
 - Permit terms
 - Dashboards
- Capital Bikeshare Update

Shared Micromobility Ridership in the U.S. from 2010-2021

IN MILLIONS OF TRIPS



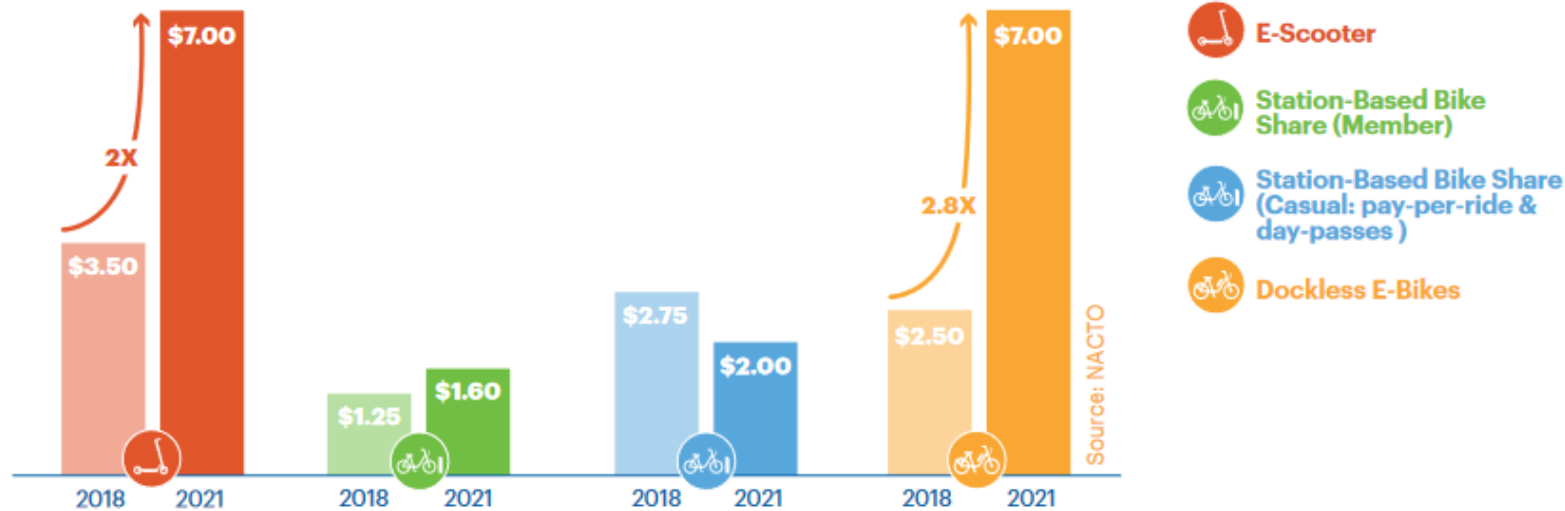
Since the introduction of the country's first bike share system in 2010, people in the U.S. have taken half a billion trips total on shared micromobility

Source: NACTO
SHARED
MICROMOBILITY IN
THE U.S. 2020-2021

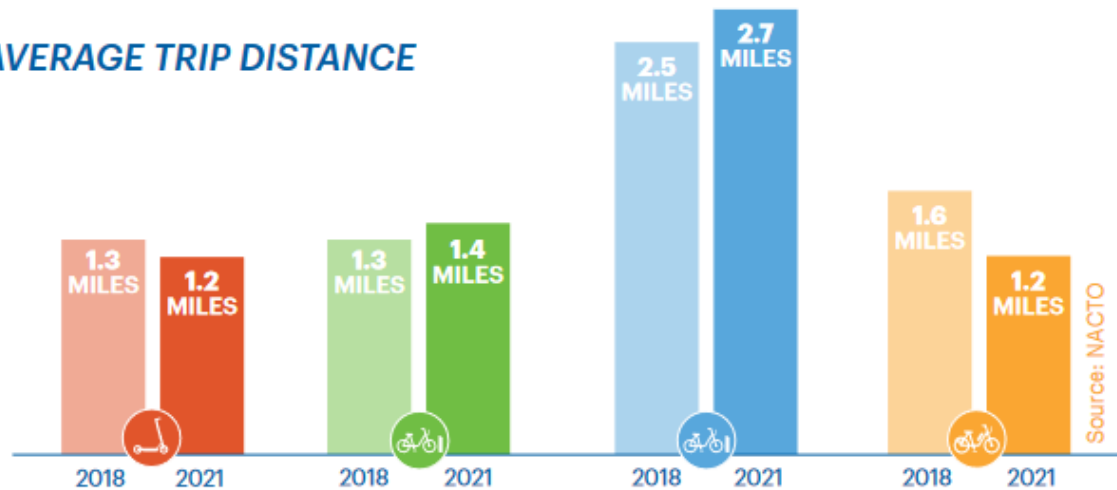
The Average Trip

While trip lengths on shared micromobility have largely remained the same, trip prices for dockless bikes and e-scooters have increased since 2018.

\$ AVERAGE TRIP COST



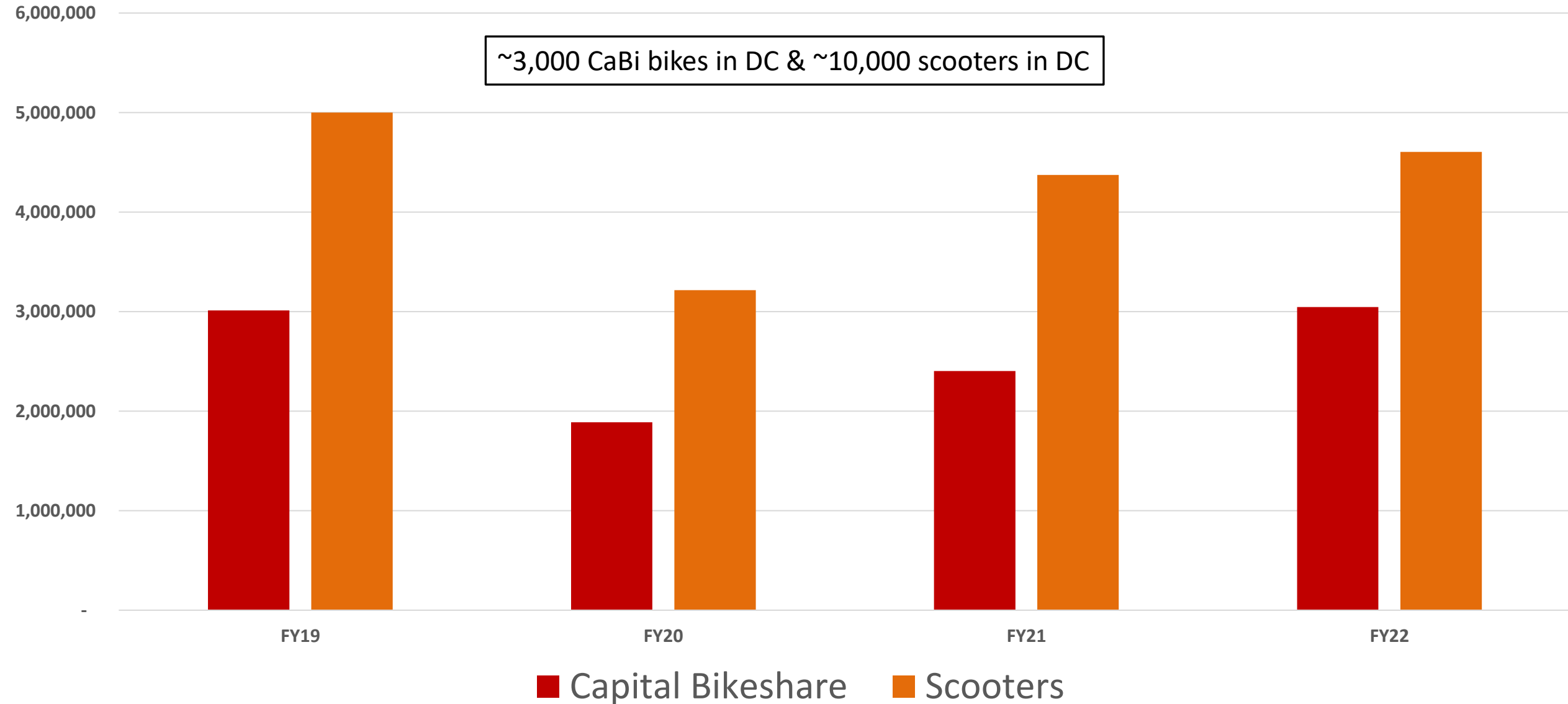
📏 AVERAGE TRIP DISTANCE



Source: NACTO
SHARED
MICROMOBILITY IN
THE U.S. 2020-2021

Capital Bikeshare and Scooter Ridership

~3,000 CaBi bikes in DC & ~10,000 scooters in DC



Shared Fleet Device Program Overview

- Permit Process Recap
- Permit terms and conditions
- Review of permitted operators
- Public Dashboard



Shared Fleet Device Permit Application

- Between three and nine permits may be awarded for bikes or scooters, no more than five of which may be for scooters.
- DDOT received 8 applications for the 5 scooter permits and 5 applications for shared bike permits
- All incumbent operators applied for new permits
- Seven permits awarded on 1/1/2023:
 - Scooter Permits: Lime, Lyft, Spin, Veo
 - Bike Permits: Lime, Spin, Veo

Review of permitted operators

Operator	Scooters	ebikes
Lime	2,500	2,500
Lyft	2,500	N/A
Spin	2,500	500
Veo	720	720



Shared Fleet Device permit conditions



- Permit conditions include:
 - 20,000 max scooters permitted citywide – divided among permit holders
 - Operators must deploy 3% of fleet per Ward per day
 - Operators may not exceed 35% of fleet in a single Ward
 - Fleet increases and permit fees structured to incentivize low-income program enrollment & low-income trips

Strategy #29:

INCREASE ACCESS TO SHARED MOBILITY

Ensure that all public space permits issued to private mobility operators require vehicle distribution throughout the District and offer incentives that encourage use by low-income residents.

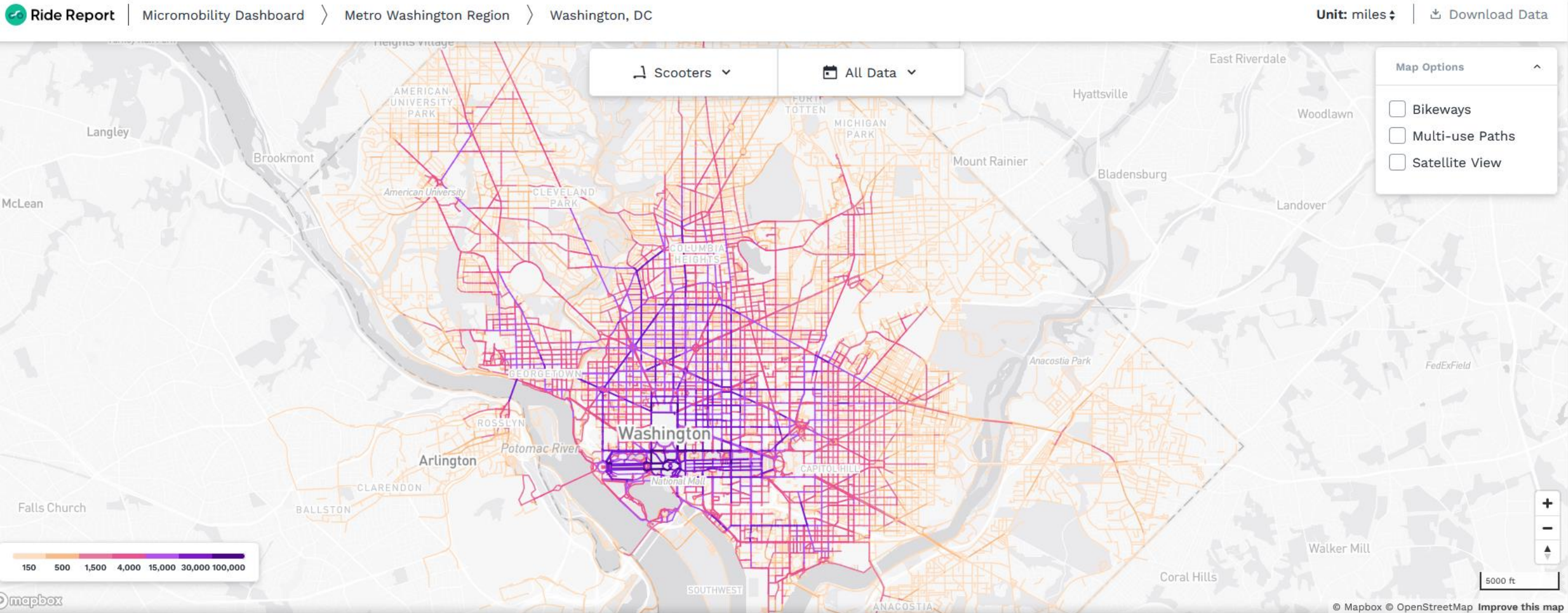
Implementation Steps

-  Develop and update requirements for mobility providers; develop dashboards
-  Maintain dashboards

Metrics

- Strategy completion

Public Dashboard for Shared Fleet Devices



Population
670,050

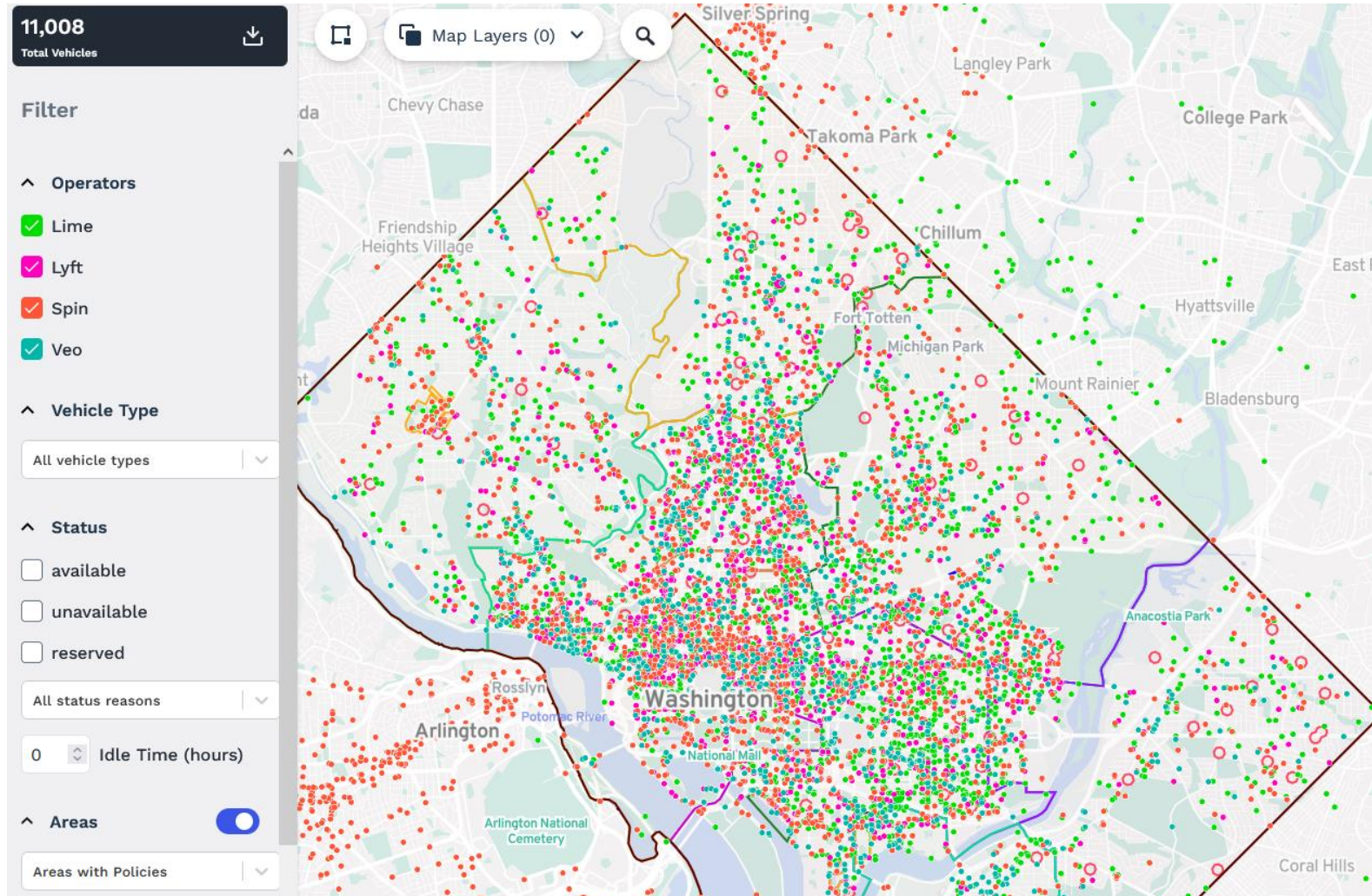
Average Vehicles
3,541 vehicles

Total Trips
11,054,500 trips

Total Distance
14,645,229 mi

Average Trip Speed
4.5 mi/hr

Private Dashboard for Shared Fleet Devices



- Tracks permit compliance
- Realtime device location data
- Route data
- There could be value in a common regional platform

Capital Bikeshare Update

Capital Bikeshare has ~1,000 ebikes that can dock in station or be locked at public bike racks for a \$2 fee.

DDOT plans on adding another 2,000 ebikes over the next few years.



Capital Bikeshare's newest ebike is 'the Cosmo'

Cosmo by the Numbers



700

Bikes Deployed

34,000

Trips Taken

4.7

Trips per Bike per Day

4.5★

Avg. Rating per Ride

Fares Comparison

CaBi Members

\$95 per year,

Free 45 minute pedal bike trips, \$0.05 per minute after

Free ebike unlocks, \$0.10 per minute

CaBi Non-members

\$1 to unlock ebikes and pedal bikes

\$0.05 per minute pedal bikes

\$0.15 per minute ebikes

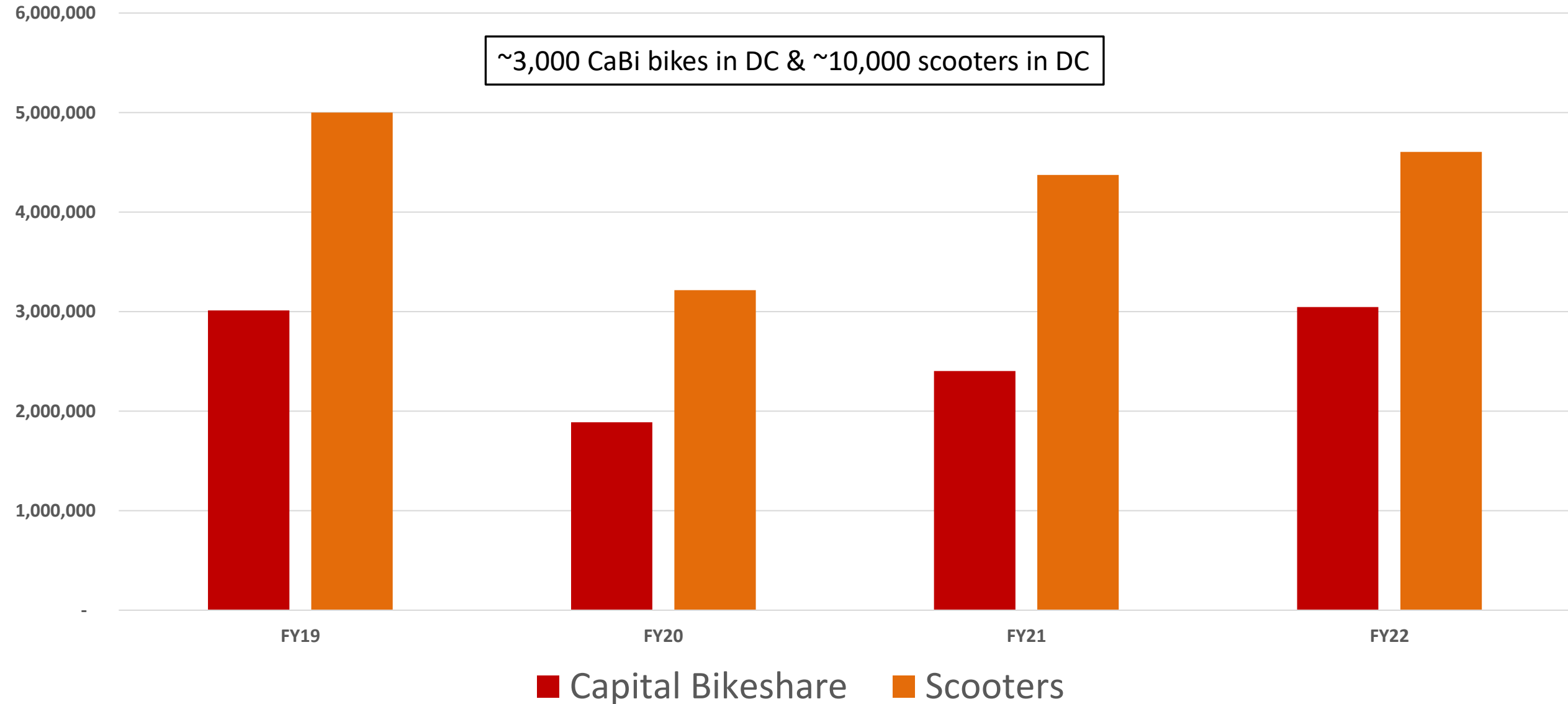
Dockless Scooters & Ebikes

No membership option

Typically \$1 unlock and \$0.39 per minute

Capital Bikeshare and Scooter Ridership

~3,000 CaBi bikes in DC & ~10,000 scooters in DC





District Department of Transportation

250 M St SE | Washington, DC 20003 | 202.673.6813