

Metropolitan Washington Council of Governments
March 20, 2013

CEEPC ACTION PLAN

2012 PROGRESS, 2016 PLAN REVISIONS & RESOURCE GUIDE



Metropolitan Washington
Council of Governments

GHG Inventories & Plans

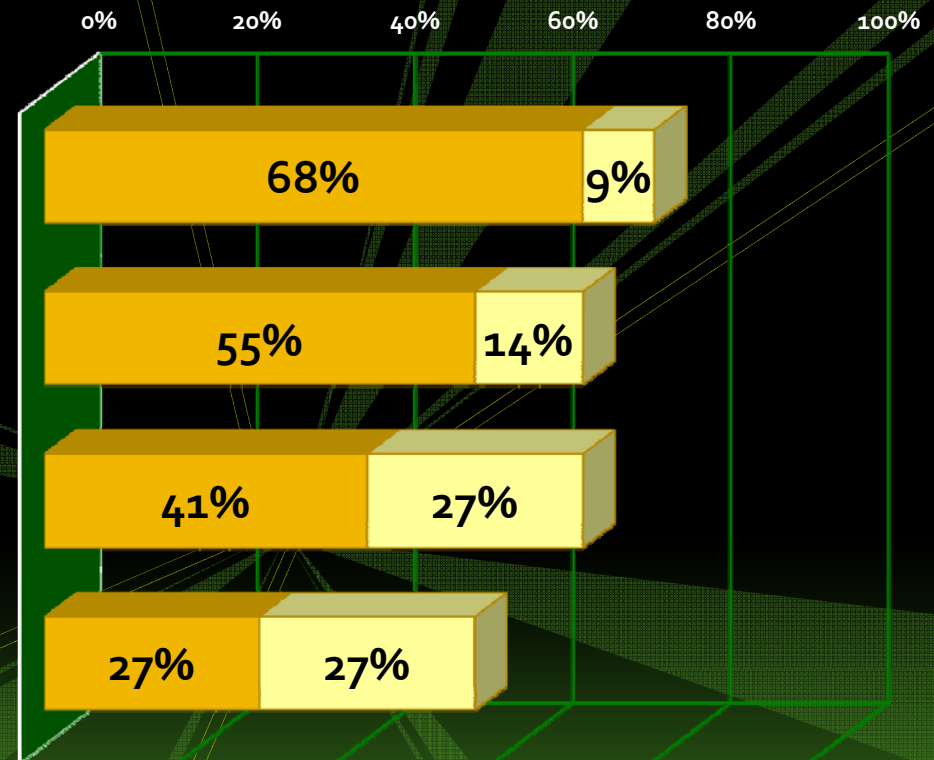
2012 Action Plan Goals and Progress

100% have GHG inventories for government operations

100% have community-wide GHG inventories

100% have GHG emission govt operations reduction plans

100% have GHG emissions community-wide reduction plans



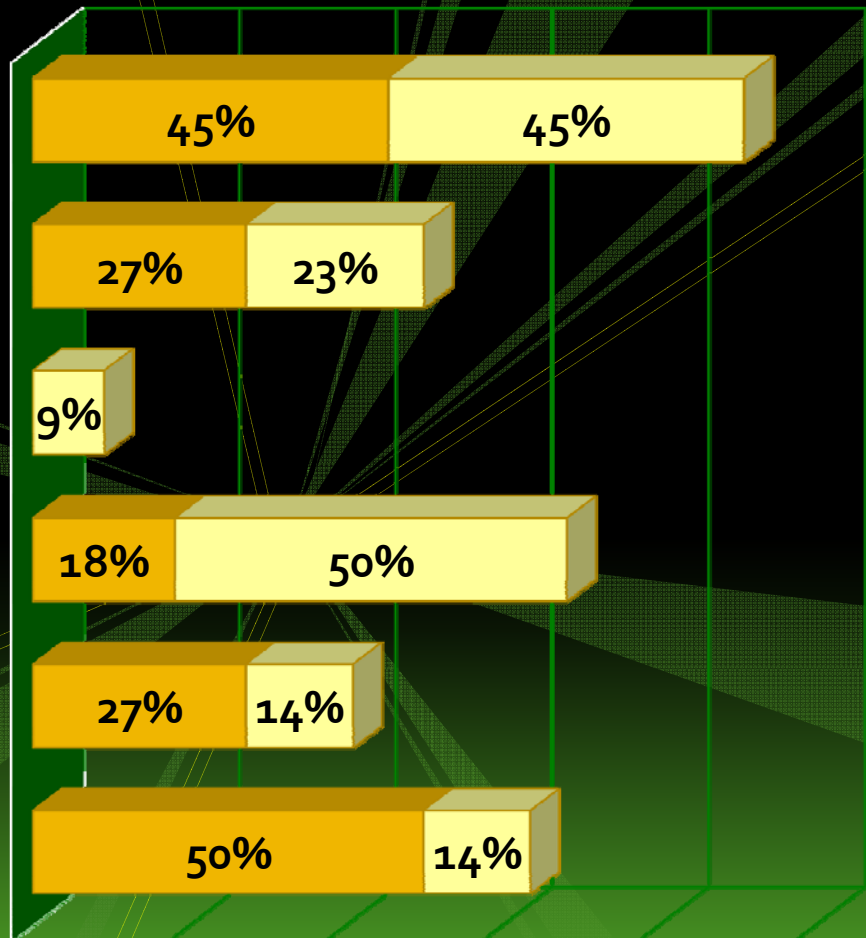
■ Implemented ■ In Progress

Energy Efficiency

2012 Action Plan Goals and Progress

- 80% track and/or benchmark govt building energy performance
- 60% disclose govt building energy performance
- 50% require commercial energy performance benchmark
- 60% have energy efficient street lights replacement program
- 35% have energy efficiency or renewable energy financing program.
- 100% adopt green building policy

0% 20% 40% 60% 80% 100%



■ Implemented ■ In Progress

Renewable Energy

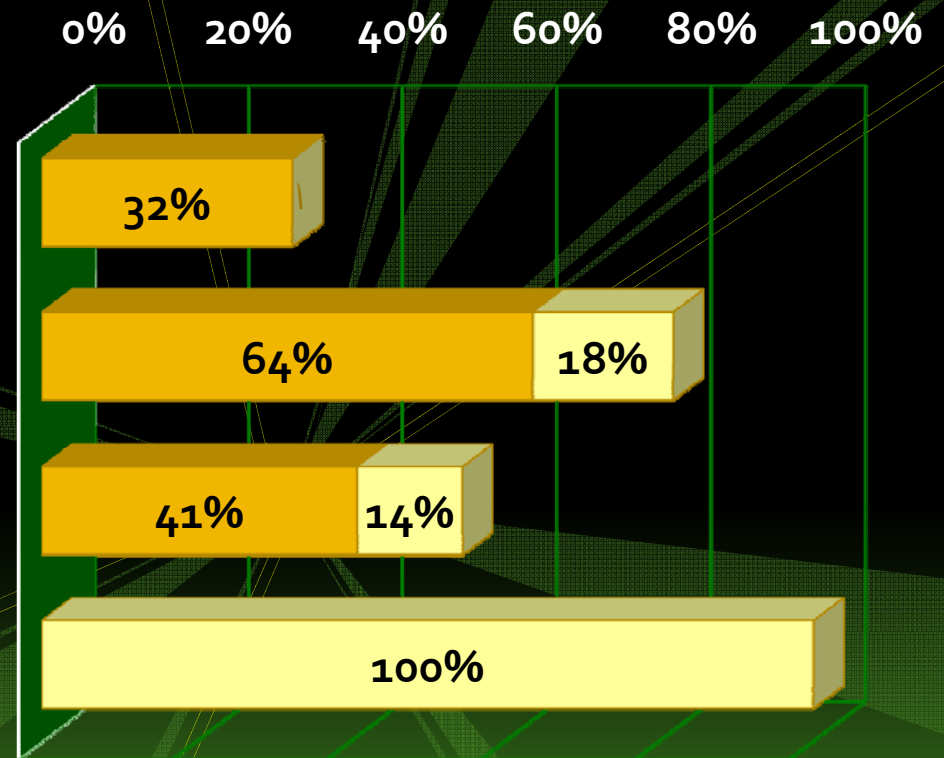
2012 Action Plan Goals and Progress

5,000 renewable energy systems in the region

75% have renewable energy systems on local government property

100% purchase or consume 10% of energy use as renewable

Implement 1 renewable energy park project in region



■ Implemented ■ In Progress

Transportation

2012 Action Plan Goals and Progress

0% 20% 40% 60% 80% 100%

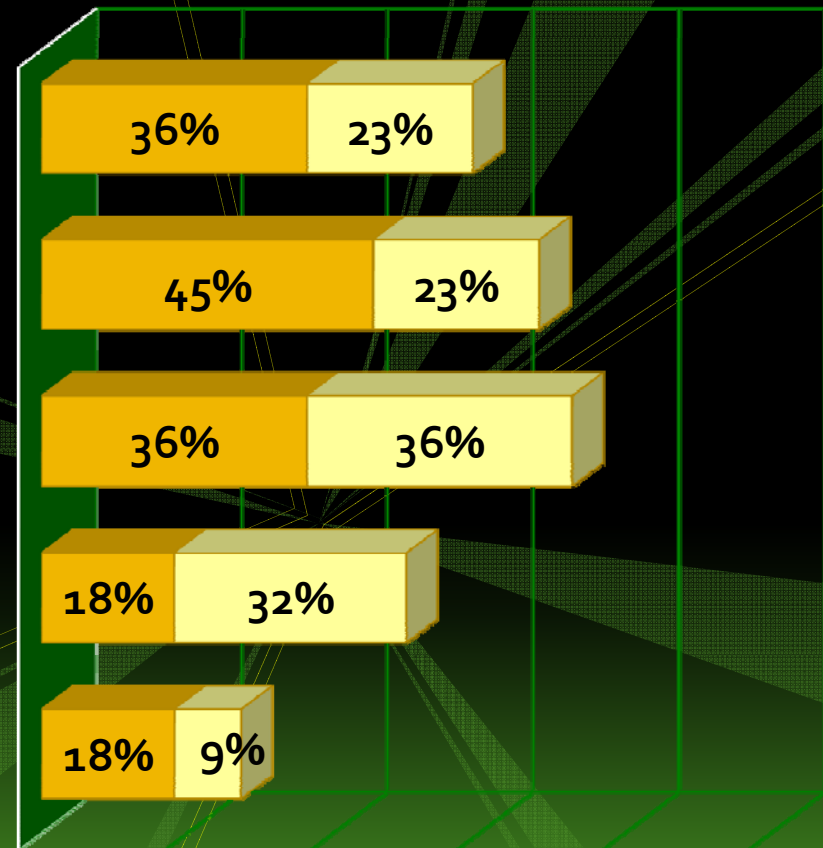
100% have idling regulations

80% have commute option program for their workers

50% adopt a green fleet policy

50% have alternative fuel vehicle infrastructure project(s)

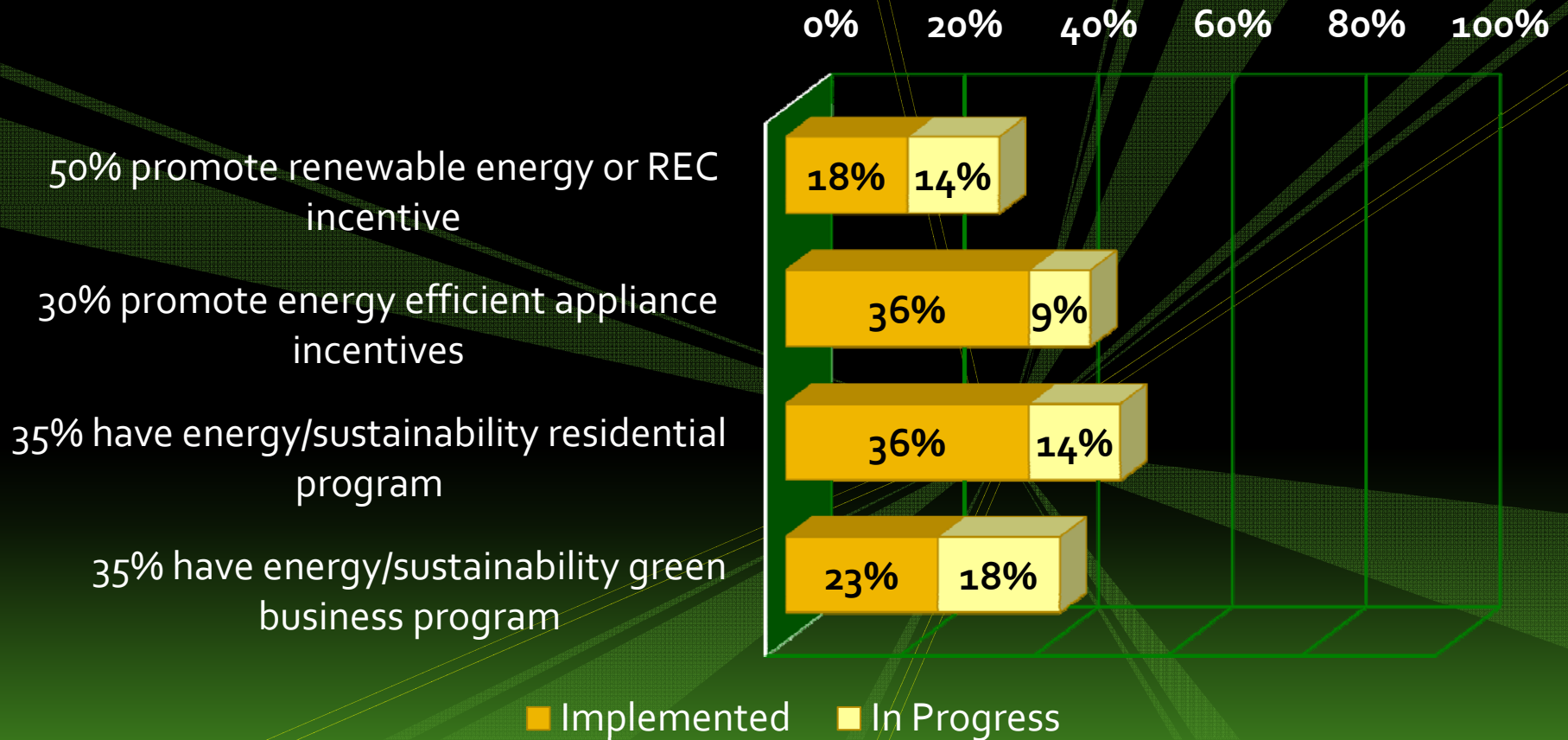
60-70% have parking policies that reduce VMT



■ Implemented ■ In Progress

Outreach

2012 Action Plan Goals and Progress



Draft 2016 Action Plan Revisions

□ Actions Combined:

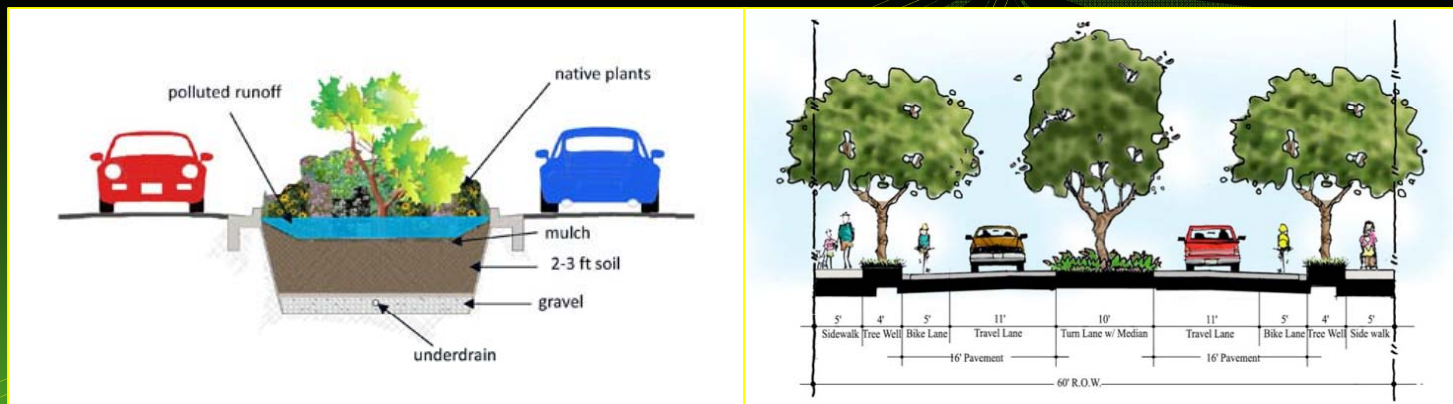
- Tracking and benchmarking energy performance
- Energy financing (local government program and public/private partnership)
- Transportation Demand Management Plans and Commute Option Programs
- Bike/ped metro rail access and bike/ped plans
- Shade tree policies and tree canopy goals
- Promoting energy efficiency and renewable energy incentives

□ Goal Revisions:

- 2 Increased from 50% to 75%: 9) energy audits and 43) tree canopy goal
- 2 decreased from 75% to 50%: 35) and 36) related to greyfield and brownfields

2016 Action Plan Resource Guide Example

Description: Green streets are a vegetated area in the transportation public right-of-way that manage stormwater, increase tree canopy, reduce urban heating, improve local air quality, beautify neighborhoods, calm traffic, decrease maintenance costs, and increase property value. Features of green streets may include bioretention (vegetated) curb extensions, vegetated swales, rain gardens, sidewalk planters, street trees, permeable pavement, and narrower street widths. Green streets policies can encourage joint planning for roads and stormwater, provides guidance for where green streets are and are not appropriate, and encourage private investment in green streets and roads.



2016 Action Plan Resource Guide Example

Examples:

- [Prince George's County, MD Complete and Green Streets Policy](#) was adopted to create more livable communities and places; manage stormwater in an environmentally friendly way, and increase tree canopy.
- [Arlington County Green Streets](#) initiative helps the County meet requirements of their Municipal Separate Storm Sewer Permit (MS₄ Permit) and the Chesapeake Bay Total Maximum Daily Load (TMDL). Their green streets website features a fact sheet, FAQs, plant choices, and more.



2016 Action Plan Resource Guide Example

Resources:

- National Complete Streets Coalition [Green Streets Information and Resources](#)
- US EPA [Conceptual Guide to Green Streets](#), [Municipal Handbook to Green Streets](#), [Green Streets Initiatives Around the US](#)
- [Portland's Green Infrastructure: Quantifying the Health, Energy, and Community Livability Benefits](#) includes green streets best management practices, benefits, and more.
- The [Portland Green Streets](#) web page includes green street master plans, specifications, case studies, virtual tours, videos, technical reports, and more.
- Anacostia Watershed Partnership presentation on [Green Street's Potential Benefits to the Metropolitan Washington Region](#)



QUESTIONS? COMMENTS?

Maia Davis

MWCOG

mdavis@mwkog.org

202-962-3227



METROPOLITAN WASHINGTON
Council of Governments