



2023 STATE OF PUBLIC TRANSPORTATION REPORT

Pierre Gaunard
Transportation Planner

TPB Community Advisory Committee
June 13, 2024



Agenda

- Purpose of the 2023 State of Public Transportation (SOPT) report
- Review of report sections
- In Focus: Public Transportation Resilience and Sustainability
- Analysis of 2022 National Transit Database (NTD) Data
- Agency highlights from 2023
- Next steps toward publication



Purpose of the 2023 SOPT Report

- Snapshot of public transportation activities in the region
- Highlights regional accomplishments during CY2023
- NOTE: Relies on 2022 transit ridership and financial data taken from the 2022 National Transit Database
- Other data and content comes from TPB RPTS meetings, input from organizational representatives, agency and jurisdiction publications, and web research

STATE OF PUBLIC TRANSPORTATION 2022 REPORT

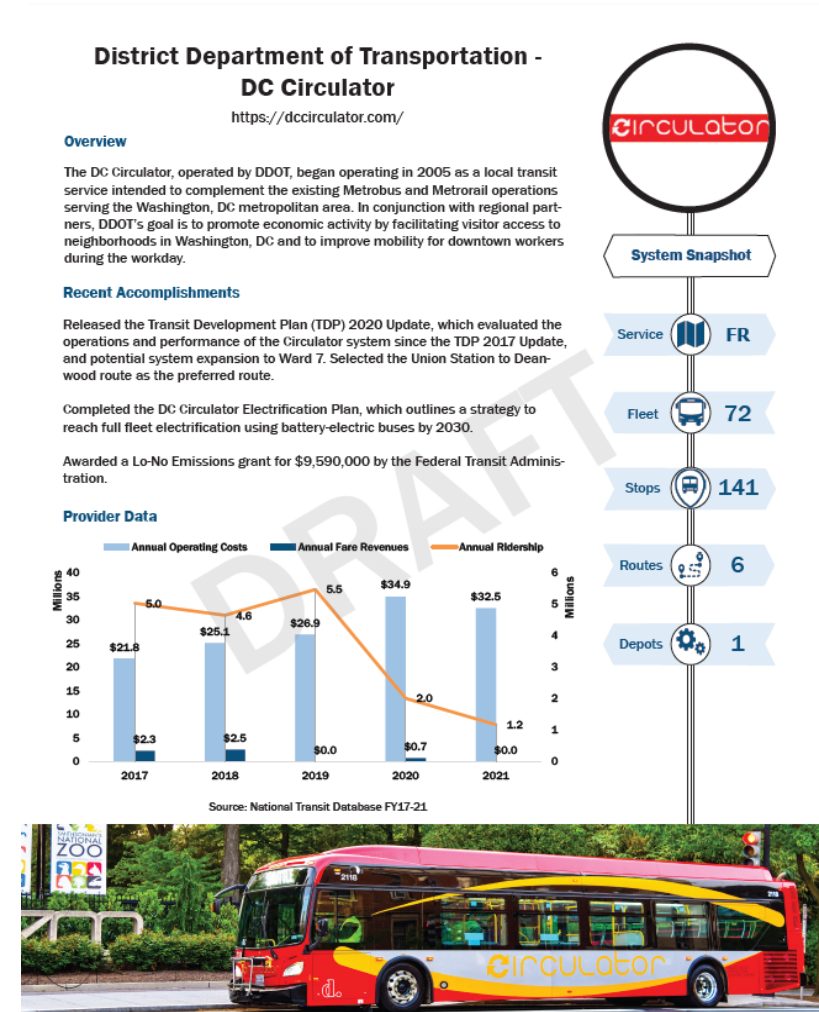
An overview of public transportation in the National Capital Region

November 2023



Sections of the Report

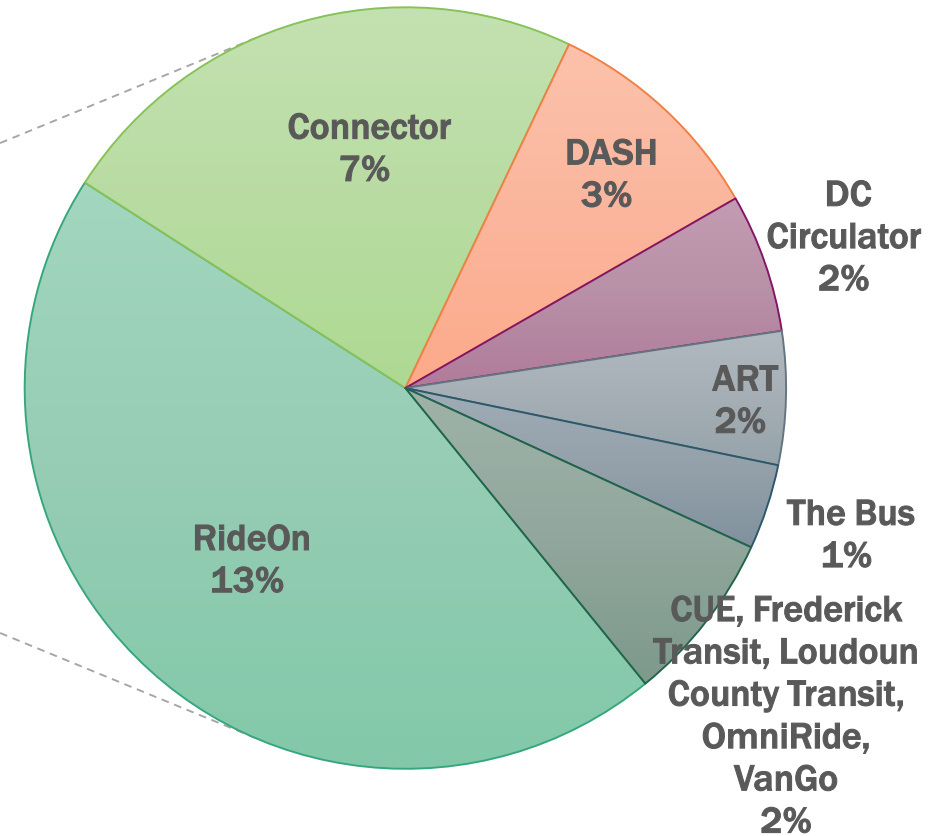
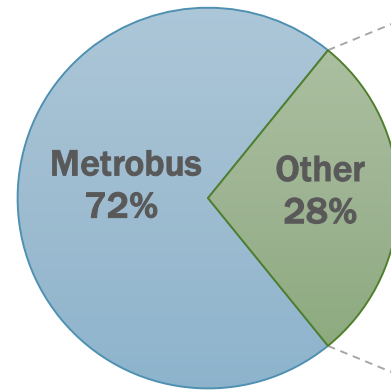
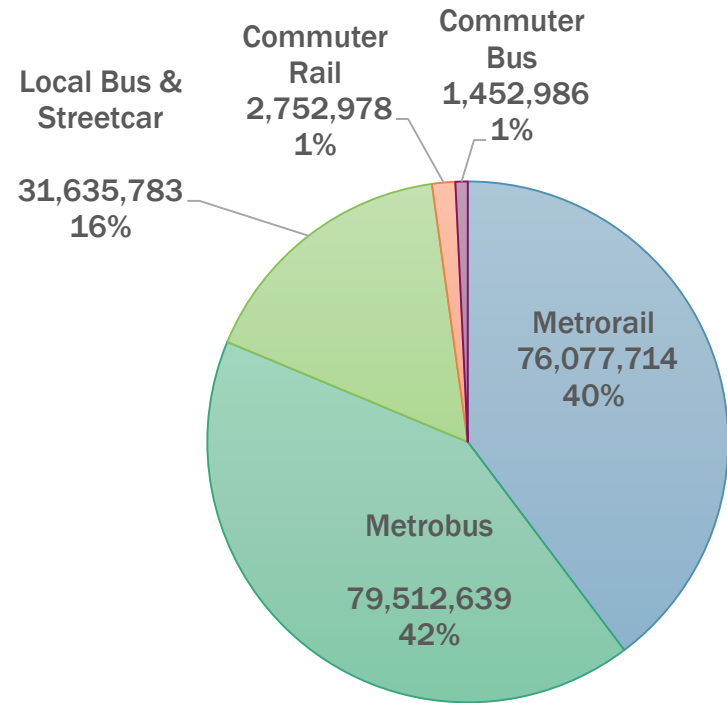
- Summary
- In Focus - Public Transportation Resilience and Sustainability Efforts
- Fixed Route Transit Services
- Other Public Transit Services
- Regional Public Transportation Organizations
- Public Transportation Accomplishments
- Transportation Planning Board Activities



2022 NTD Data NCR Overview

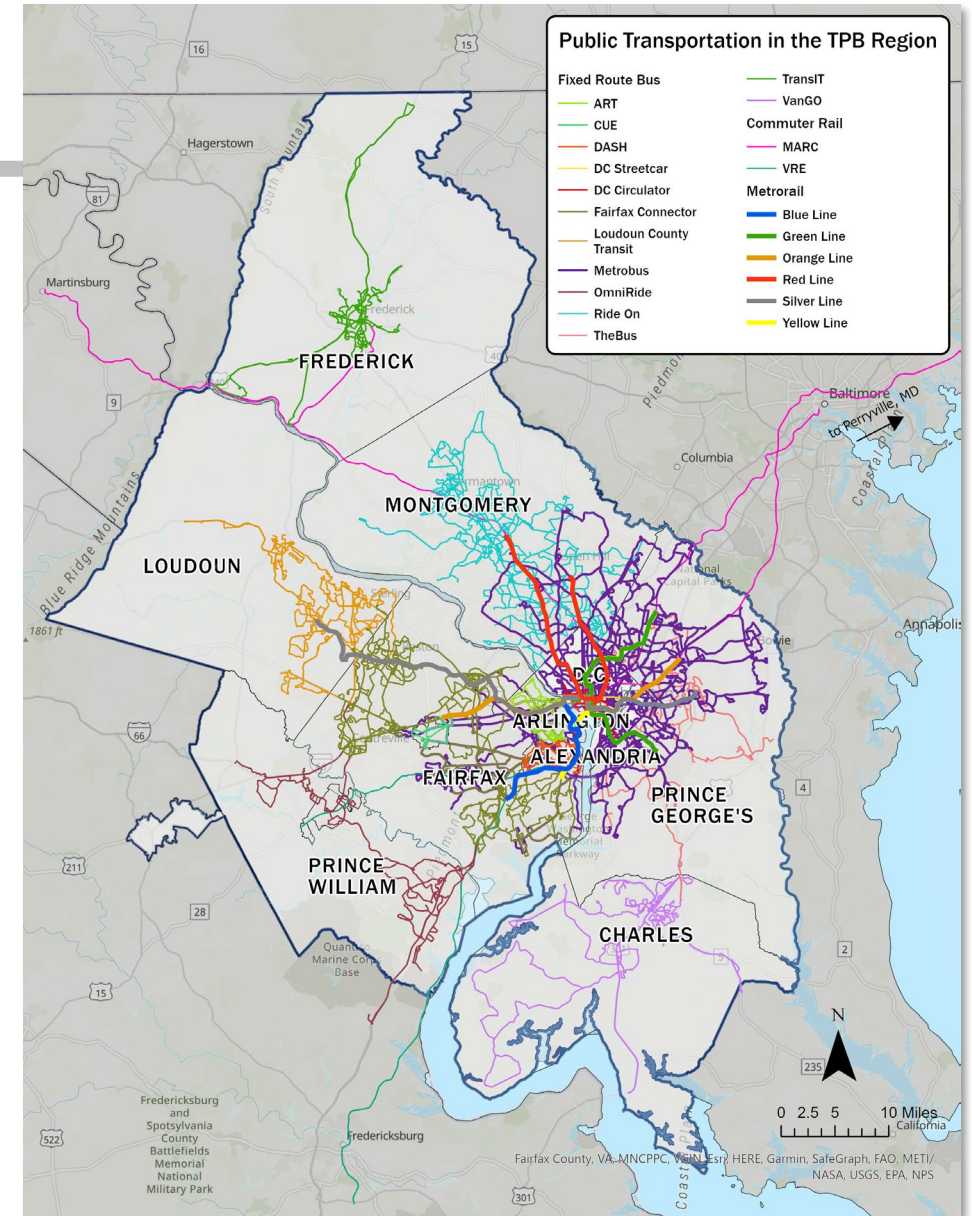
Over **191 MILLION UNLINKED PASSENGER TRIPS** across modes in 2022, appx. **41% MORE** vs. 2021

Appx. **59%** of trips in the region occurred by **LOCAL BUS or STREETCAR**. Below are bus ridership shares per agency.



Highlights: Part I – Summary

- 12 Local Bus Transit Operators
- Bus transit continues to be the primary means of public transportation trips
- In 2022, 81 percent of public transportation rides in the region (not including paratransit) were delivered by WMATA, mostly via Metrobus – up 2% from 2021
- The top six agencies in ridership (Metrobus, Ride On, Fairfax Connector, DASH, DC Circulator, and ART) accounted for 97 percent of local bus trips in the NCR
- In 2022, heavy rail and commuter rail/bus continued to rise out of pandemic ridership declines



Highlights: Part II – Resilience and Sustainability



ART Zero-Emissions Bus Study

Final Report

NOVEMBER 2023



Prepared for:
ARLINGTON
VIRGINIA

Prepared by:
Kimley»Horn

- Climate Change Adaptation and Mitigation
 - Installation of green infrastructure at and around transit stops
 - Cool green bus shelters in Hyattsville, MD
 - Flood risk mitigation measures at O&M facilities (DASH's response to 2019 flooding)
 - Solar Carports at Metrorail stations
 - Four zero emission bus planning documents completed in 2023 – others in progress
- Regional efforts to align transit resilience and sustainability work - TPB Resilience Planning, NVTC and NCRBLC Subcommittees



National Capital Region
Transportation Planning Board

Highlights: Part III – Agency Profile Sheets

Regional Bus Fleet Totals (Local & Commuter Fixed-Route)



Bus Stop/Route Totals



Maryland LOTS Totals

Routes



Stops



Virginia LOTS Totals

Routes

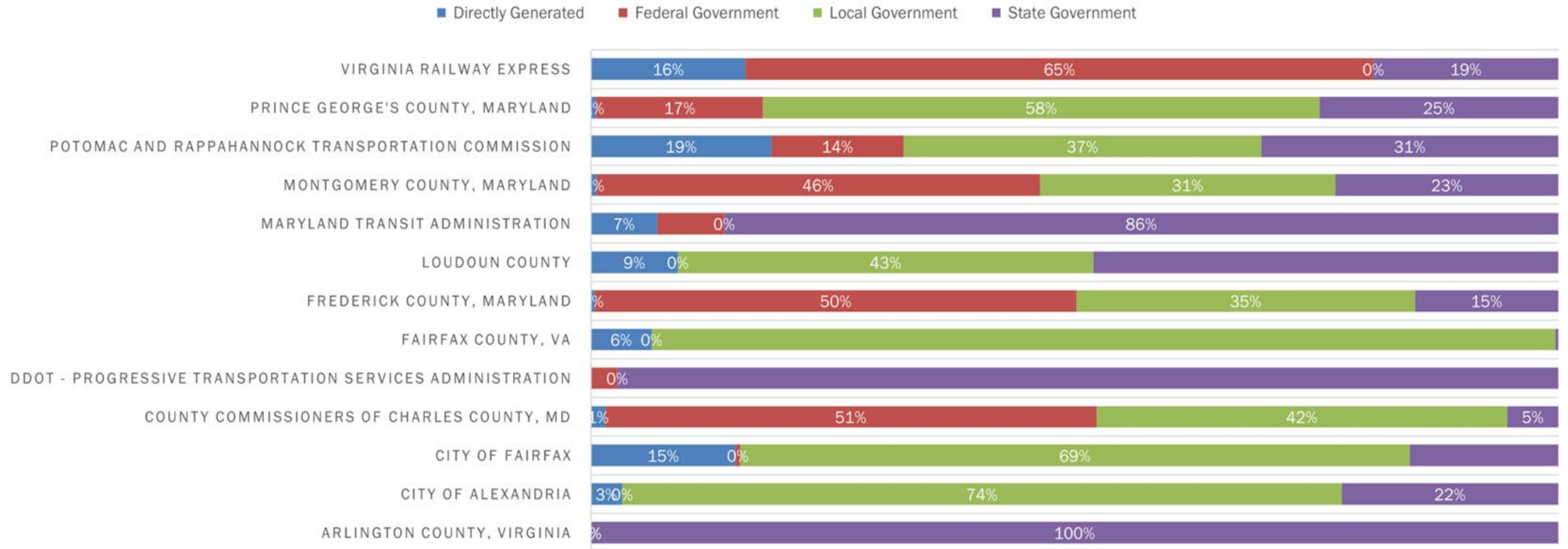


Stops



Highlights: Part III – Agency Data

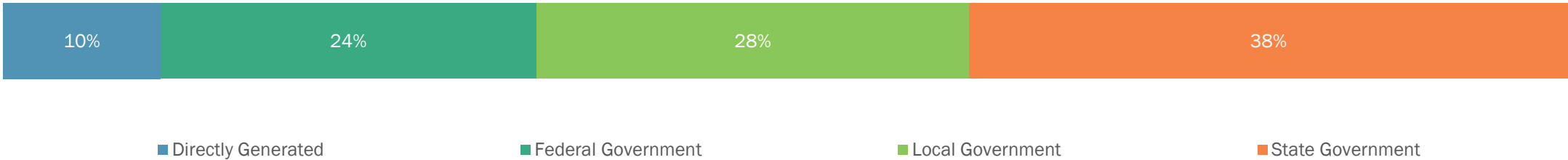
NCR TRANSIT SERVICE PROVIDERS' FY22 REVENUE SOURCES



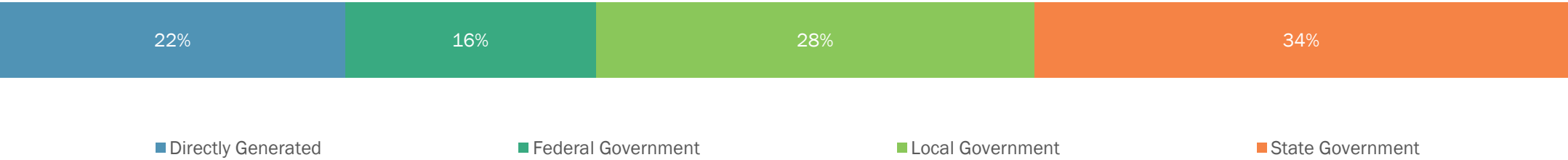


Highlights: Part III – Agency Data

2022 Regional Funding Distribution



2019 Regional Funding Distribution



Source: 2019 and 2022 NTD Agency Data

Highlights of Part IV – Other Public Transit

- Arlington STAR
 - Launched a Community Outreach Effort for Service Feedback
- OmniRide Connect
 - Expanded service into a second zone (Dumfries/Quantico)
- Ride On Flex
 - Received a TLC grant for an updated study of its micro-transit service



Highlights of Part V – Regional Organizations



- MDOT/MTA
 - The Purple Line completion date was extended to accommodate various pandemic and construction related challenges.
- NVTA
 - Launched the start of the Preliminary Deployment Plan (PDP)-BRT, which will develop the vision for a NoVA BRT system.
- NVTC
 - Completed a study quantifying the value of transit to Virginia.



Highlights of Part VI – Major Accomplishments



- MARC opened its Riverside Heavy Maintenance Facility in Baltimore, which will help repair times, fleet availability, and reliability
- OmniRide restructured its western local bus service and commuter bus routes, coinciding with the OTB I-66 express lanes
- Frederick Transit expanded its rural shuttles with better routing, new stops, and Saturday service
- The Potomac Yard-VT station opens, expanding Metrorail service to 98 stops.
- DASH served 4.5 million boardings in FY 2023, its highest annual total ever



Highlights of Part VII – TPB Activities



NEW CROSSWALK TO TRAIN STATION
PEDESTRIAN REFUGE AND TRAFFIC CALMING ISLAND
OLDE TOWNE TO WASHINGTON GROVE EAST DIAMOND AVE

2023 REGIONAL TRANSIT SAFETY TARGETS

Based on the targets adopted or in the process of being adopted by each provider of public transportation, the following set of transit safety targets will be adopted for the region for 2023.

	Fatalities		Injuries		Safety Events		Reliability
	Number	Rate	Number	Rate	Number	Rate	MDBF
Heavy Rail (HR)	0	0	146	18.30	41	5.20	25,000
Streetcar Rail (SR)	0	0	0	0.00	4	0.27	1,000
Urban Bus (MB)	0	0	351	0.58	356	0.59	11,378
Commuter Bus (CB)	0	0	1	0.01	0	0	33,401
Demand Response (DR)	0	0	49	0.24	59	0.29	0
Vanpools (VP)	0	0	0	0	0	0.00	0

Rate - Per 100,000 Revenue Vehicle Miles MDBF = Mean Distance Between Failures

- Began Visualize 2050 project inputs
- Annual Transit Safety Targets; Transit Asset Management Targets (part of PBPP)
- Transportation-Land Use Connection and Transit Within Reach Grant Programs
- Regional Public Transportation Subcommittee
 - Nine meetings, including four in-person
 - Visit to VRE's Broad Run Rail Yard





Next Steps

- Complete full draft of report
- ↓
- Circulate draft for feedback and applicable fact-checking from member agencies
- ↓
- Present draft at June’s Regional Public Transportation Subcommittee
- ↓
- **Publish report on COG website in July**



Pierre Gaunard

TPB Transportation Planner
pgaunard@mwkog.org

mwkog.org/TPB

Metropolitan Washington Council of Governments
777 North Capitol Street NE, Suite 300
Washington, DC 20002



National Capital Region
Transportation Planning Board

Image Credits

- Slide 1: Side of an articulated zero emission battery-electric Metrobus in Washington, DC (Pierre Gaunaud/COG)
- Slide 3: Cover of the 2022 State of Public Transportation report (pictures: Pierre Gaunaud/COG)
- Slide 4: Excerpt from 2022 State of Public Transportation draft showing a picture of a DC Circulator Bus at National Zoo (picture: DC Circulator), (report excerpt: COG)
- Slide 7: Fairfax Connector zero emission bus parked at Vienna, VA (Pierre Gaunaud/COG); Screenshot of Arlington County's Zero Emissions Bus Study (Arlington County/Arlingtonva.us); Overhead picture of solar carports at the Naylor Road metro station (Pierre Gaunaud/COG)
- Slide 11: OmniRide Connect vehicles parked by a curb (OmniRide/omniride.com)
- Slide 12: Picture of branded Purple Line light rail cars (MTA/purplelinemd.com)
- Slide 13: Group of community leaders at the ribbon cutting ceremony for the Potomac Yard-VT Metrorail station (Jordan Pascale/DCist)
- Slide 14: Rendering of improved road along the Old Town Gaithersburg – Washington Grove corridor (City of Gaithersburg/COG)
- Slide 15: Three pictures of a Fairfax CUE, Prince George's County TheBus, and VanGO bus fronts (Pierre Gaunaud/COG)

