



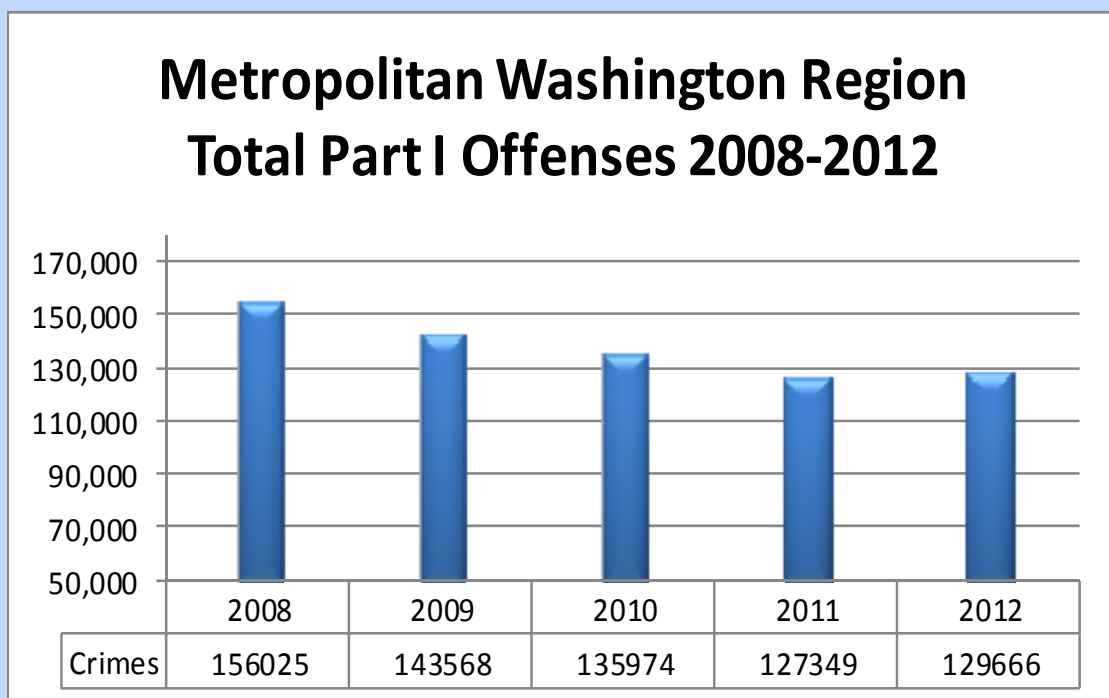
# 2012 Annual Report on Crime & Crime Control



# Overview: 2012

The Metropolitan Washington Council of Governments (MWCOG) 2012 Annual Report on Crime and Crime Control is based on crime incidents reported by member agencies. The annual report focuses on Part I offenses as defined by the Federal Bureau of Investigation. This includes crimes against persons: homicide, forcible rape, robbery and aggravated assault as well as crimes against property: burglary, larceny and motor vehicle theft. With the addition of Charles County (MD) to the region's statistics for the first time in 2012, the total number of Part I crimes showed an increase over last year (129,666 vs. 127,349) and is the first increase in Part I crimes for the region in the past ten years. However, without the Charles County data, the region would have continued to see the downward trend of fewer crimes by 1,281. The crime rate for the region declined to 23.65 per 1,000 population

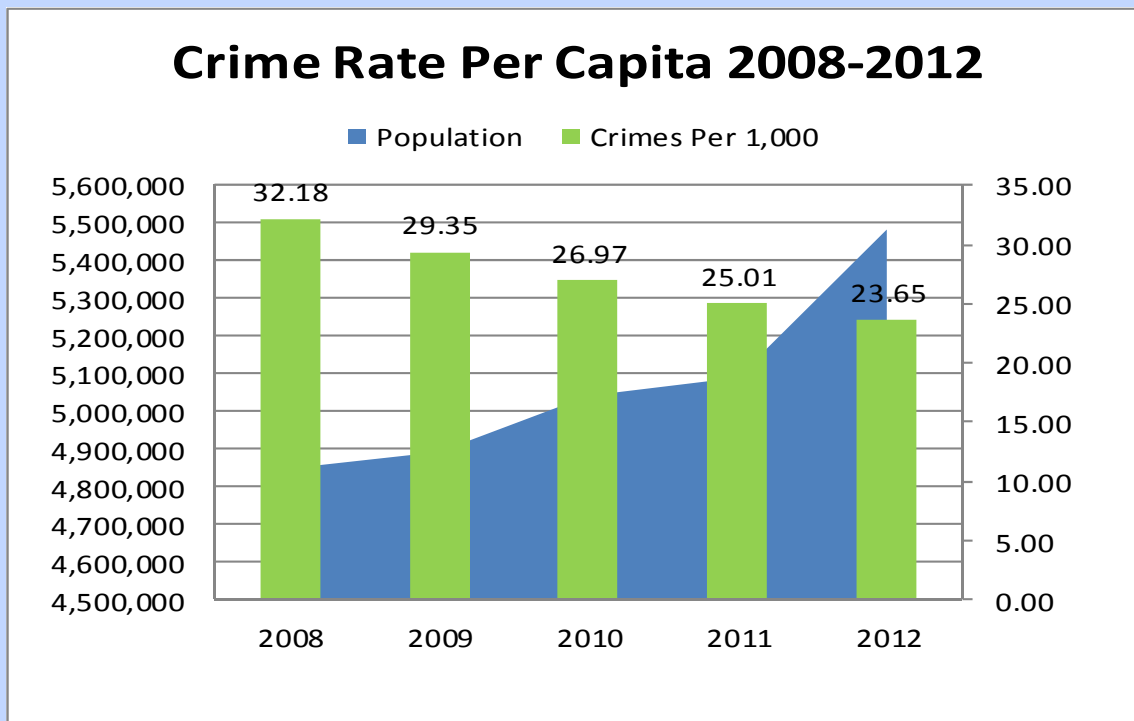
Overall, the number of Part I crimes increased by 1.82% from 2011. Despite the increase in the number of Part I crimes in 2012, the region saw significant decreases in homicide (-17.67%), motor vehicle theft (-12.6%) and burglary (-6.1%) while robbery saw only a slight decrease (-0.25%).



The categories that saw increases in 2012 were rape (+106 or 14.62%), aggravated assault (+ 964 or 13.87%) and larceny (+ 3,841 or 4.5%). Even without Charles County’s data, these crimes would still be the only categories reflecting increases.

The data suggests the overall increase in Part I crimes for the region is due in large part to the rise in larcenies, since larcenies account for nearly 66% of all reported Part I offenses. These higher larceny numbers may also be attributed to an easier method of reporting crimes. As more of the region’s law enforcement agencies implement on-line reporting of crimes, this trend is likely to continue to increase for the next several years as crime victims will find it easier, and be more willing, to make such reports. Over time, the “spikes” of larcenies reported by agencies should level off and provide for new baselines to develop trends for this category. At present, many agencies currently offer on-line reporting for crime victims with several initiating this method within the past two years.

The MWCOG region continued its overall downward trend in all Part I crimes for the past five years (- 16.89%). Compared to 2008 levels, homicides have seen a reduction of 47.96%, motor vehicle theft 44.03%, robbery 19.63%, burglary 18.1%, larceny 13.17%, aggravated assault 12.64%, and forcible rape 1.42%. Crimes against persons saw a reduction of 3.96%, while crimes against property dropped by 2.86%.



# Crime Trends

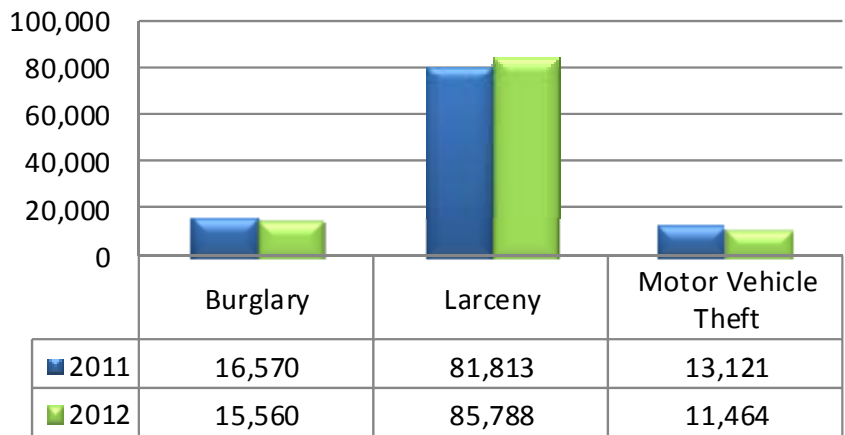
The significant reductions of some of our most serious crimes are a direct result of outstanding work by the men and women of law enforcement in the National Capital Region. In addition to the statistical results, law enforcement agencies reported on successful strategies and tactics utilized to make the region and local neighborhoods safe for our citizens.

A recurring theme emerged detailing long range strategies involving partnerships and collaborations with other law enforcement agencies, with various jurisdictional agencies, with community groups, and with private organizations. These partnerships created safe neighborhoods where all stakeholders can thrive.

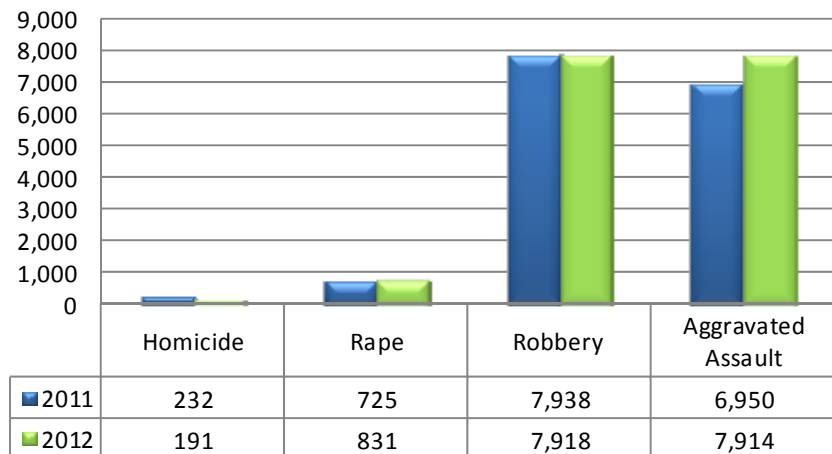
In a region where crime occurs irrespective of boundaries and is increasingly multi-jurisdictional, a major factor in the reduction of crime has been the cooperation between law enforcement agencies. Local, state, and federal agencies have continued to share information.

For example, law enforcement officers in Prince George’s County, Maryland introduced a program called “Transforming Neighborhoods Initiative (TNI)” to help improve the

### Property Crime 2011 v. 2012



### Violent Crime 2011 v. 2012



quality of life in vulnerable communities. The Prince George's County Police Department collaborated with more than 17 other county departments to be proactive in the targeted areas, while maintaining and improving service delivery outside the areas. The TNI initiative is credited with helping drive down crime, and particularly reducing homicides by 35%, the largest reduction since 1972.

The Traffic Accident Reduction Program (TARP) was instituted by Arlington County Police to meet traffic and vehicle safety concerns. To address drunk driving specifically, the police partnered



with Red Top Cab and the Washington Regional Alcohol Program (WRAP). WRAP is a public-private coalition that fights drunk driving and is credited with keeping the NCR alcohol-related traffic deaths consistently lower than the national average. The program works with jurisdictional partners to support the very successful SoberRide® program. In 2012, alcohol-related traffic deaths declined by over 6% in Maryland, over 13% in Virginia, and over 54% in the District of Columbia.

## **P**olicing in an Urban Environment:

In 2012, The Metropolitan Police Department in Washington, DC attributes a 49 year low in the number of homicides to several strategies: building better community ties, developing sources of information, using modern technology, enforcing information sharing within law enforcement, and focusing on violent repeat offenders.

Partnerships with other agencies are yet another way that police departments work to proactively increase public safety. Cybercrime is increasing at a dramatic rate. The Alexandria Police Department is working with United States Secret Service Metro Area Fraud Task Force to more efficiently combat the crimes of identity theft and social engineering that is accomplished online. In addition, one Alexandria detective is a member of the USSS Electronic Crimes Task Force to further investigate, examine, and recover electronic evidence. Crime prevention intelligence regarding cybercrime is pushed out to communities through the web, civic associations, and the media.



Larceny is a continuing challenge in the Metropolitan Washington area. Theft of cellular devices, particularly cell phones, has become a cross-jurisdictional concern and is a widespread problem throughout the United States. In late 2012, the Federal Communications Commission (FCC) teamed up with law enforcement to combat theft and cross-border trafficking of mobile electronic devices. Mobile service providers initiated an international stolen device database that will use shared information to identify and deactivate a stolen device after it has been reported stolen to the police. In the District of Columbia, leaders worked with cell phone providers and the FCC to establish a website, [www.brickit.dc.gov](http://www.brickit.dc.gov), to combat theft and the secondary resale market of cell phones by giving tools to victims to render a stolen smart phone inoperable. Further mitigation strategies are planned for 2013 at the national level.



**O**ccupy DC:  
The U.S. Park Police, at McPherson Square Park, during the Occupy D.C. movement.

# Calls for Service & Authorized Strength

COG DEPARTMENT	CALLS	SWORN	CIVILIAN
D.C. Metropolitan Police	589,533	3,929	461
<b>SUBTOTAL</b>	<b>589,533</b>	<b>3,929</b>	<b>461</b>
<b>COG DEPARTMENT</b>			
Bladensburg Police Department	14,662	18	6
Bowie Police Department	16,474	54	5
Charles County Sheriff's Office	235,371	290	207
Frederick County Sheriff's Office	89,428	175	89
Frederick Police Department	78,543	136	43
Greenbelt Police Department	33,840	55	15
Montgomery County Dept. of Police	240,038	1,202	530
*Gaithersburg Police Department	32,879	57	15
*Rockville City Police Department	33,503	57	32
Prince George's County Police Dept.	362,987	1,639	252
Takoma Park Police Department	19,582	39	15
<b>SUBTOTAL</b>	<b>1,090,925</b>	<b>3,722</b>	<b>1,209</b>
<b>COG DEPARTMENT</b>			
Alexandria Police Department	47,988	316	97
Arlington County Police Department	80,872	358	117
City of Fairfax Police Department	13,842	65	17
Fairfax County Police Department	461,130	1,359	316
Falls Church City Police Department	26,427	32	10
Loudoun County Sheriff's Office	194,532	549	113
Manassas City Police Department	62,710	96	26
Manassas Park Police Department	22,918	32	12
Prince William County Police Dept.	226,292	581	182
<b>SUBTOTAL</b>	<b>1,136,711</b>	<b>3,388</b>	<b>890</b>
<b>ASSOCIATE DEPARTMENTS</b>			
Fauquier County Sheriff's Office	69,915	118	17
FBI-Police	1,950	234	0
Federal Protective Service	246,017	N/A	N/A
M-NCPPC Police (Montgomery County)	77,252	92	21
M-NCPPC Police (Prince George's County)	84,317	102	26
Maryland State Police Metro Troop	34,398	105	17
Metro Transit Police	60,514	492	222
Metro. Wash. Airports Authority Police	76,597	223	96
National Institutes of Health Police	18,335	88	26
Naval Criminal Investigative Service	N/A	18	N/A
Pentagon Force Protection Agency	14,743	790	75
U.S. Capitol Police	N/A	1,775	370
U.S. Park Police	57,968	453	98
Virginia State Police (Div. 7)	176,226	267	49
<b>SUBTOTAL</b>	<b>918,232</b>	<b>4,757</b>	<b>1,017</b>
<b>GRAND TOTAL</b>	<b>3,735,401</b>	<b>15,796</b>	<b>3,577</b>
* Calls are included in Montgomery County data			



photo credit  
ARLnow.com

**SoberRide:**  
In 2012,  
alcohol-  
related traffic  
deaths declined by  
over 6% in Maryland,  
over 13% in Virginia,  
and over 54% in the  
District of Columbia

# Part I Crime Offenses: 2012

COG DEPARTMENTS	REPORTING METHOD	HOMICIDE	RAPE	ROBBERY	AGG ASSAULT	BURGLARY	LARCENY	M/V THEFTS	TOTAL OFFENSES	CRIMES PER 1000	POPULATION
D.C. Metropolitan Police	UCR	88	236	3725	3,399	3,519	22,196	3,549	36,712	58	632,323
<b>SUBTOTAL</b>		<b>88</b>	<b>236</b>	<b>3725</b>	<b>3,399</b>	<b>3,519</b>	<b>22,196</b>	<b>3,549</b>	<b>36,712</b>		<b>632,323</b>
Bladensburg Police Department	UCR	2	3	46	78	106	266	99	600	65	9,200
Bowie Police Department	UCR	1	0	39	40	175	678	53	986	18	55,000
Charles County Sheriff's Office	UCR	6	32	145	353	581	2,302	179	3,598	24	151,148
Frederick County Sheriff's Office	UCR	0	16	11	151	276	1,132	54	1,640	7	234,000
Frederick Police Department	UCR	1	26	105	249	245	1,527	127	2,280	34	66,169
Greenbelt Police Department	UCR	0	6	68	35	247	648	130	1,134	54	20,908
Montgomery County Dept. of Police	UCR	15	102	829	850	2,602	13,087	1,013	18,498	19	987,688
Gaithersburg Police Department*	UCR	1	9	77	97	198	1,282	64	1,728	27	64,239
Rockville City Police Department*	UCR	0	7	44	52	185	939	54	1,281	20	63,186
Prince George's County Police Dept.	UCR	50	145	1,996	1,765	4,758	15,115	4,319	28,148	32	871,233
Takoma Park Police Department	UCR	0	1	42	16	73	364	54	550	32	17,021
<b>SUBTOTAL</b>		<b>75</b>	<b>331</b>	<b>3,281</b>	<b>3,537</b>	<b>9,063</b>	<b>35,119</b>	<b>6,028</b>	<b>57,434</b>		<b>2,412,367</b>
Alexandria Police Department	NIBRS	0	10	138	96	252	2,467	320	3,283	23	140,360
Arlington County Police Department	NIBRS	5	31	117	131	286	3,333	181	4,084	19	212,800
City of Fairfax Police Department	NIBRS	0	4	8	10	30	470	24	546	24	22,565
Fairfax County Police Department	NIBRS	16	73	350	387	1,063	13,095	808	15,792	14	1,118,602
Falls Church City Police Department	NIBRS	1	1	8	1	5	202	5	223	18	12,300
Loudoun County Sheriff's Office	NIBRS	1	62	38	123	314	2,578	125	3,241	10	336,001
Manassas City Police Department	NIBRS	3	15	51	54	118	776	58	1,075	27	39,902
Manassas Park Police Department	NIBRS	0	1	1	8	21	185	15	231	16	14,540
Prince William County Police Dept.	UCR	2	67	201	168	889	5,367	351	7,045	17	413,396
<b>SUBTOTAL</b>		<b>28</b>	<b>264</b>	<b>912</b>	<b>978</b>	<b>2,978</b>	<b>28,473</b>	<b>1,887</b>	<b>35,520</b>		<b>2,310,466</b>
ASSOCIATE DEPARTMENTS	REPORTING METHOD	HOMICIDE	RAPE	ROBBERY	AGG ASSAULT	BURGLARY	LARCENY	M/V THEFTS	TOTAL OFFENSES		
Fauquier County Sheriff's Office	NIBRS	2	7	4	15	94	419	30	571		
FBI Police	OTHER	0	0	0	1	0	2	0	3		
Federal Protective Service	OTHER	2	1	10	38	52	1,065	22	1,190		
MNCPCC Police (Montgomery County)	UCR	0	3	7	8	11	133	2	164		
MNCPCC Police (Prince George's County)	UCR	1	5	40	41	21	186	9	303		
Maryland State Police**	UCR	0	0	0	30	0	22	32	84		
Metro Transit Police	NIBRS	0	0	339	105	0	1,426	118	1,988		
Metro. Wash. Airports Authority Police	NIBRS	0	0	1	1	1	508	101	612		
National Institutes of Health Police	UCR	0	0	0	0	0	2	0	2		
Naval Criminal Investigative Services	OTHER	1	20	1	9	0	9	0	40		
Pentagon Force Protection Agency	OTHER	0	0	0	0	0	38	0	38		
U.S. Capitol Police	OTHER	0	0	5	7	5	85	7	109		
U.S. Park Police	UCR	0	8	39	151	15	166	11	390		
Virginia State Police (Div. 7)	NIBRS	0	2	0	13	1	27	11	54		
<b>SUBTOTAL</b>		<b>6</b>	<b>46</b>	<b>446</b>	<b>419</b>	<b>200</b>	<b>4,088</b>	<b>343</b>	<b>5,548</b>		
<b>GRAND TOTAL</b>		<b>197</b>	<b>877</b>	<b>8,364</b>	<b>8,333</b>	<b>15,566</b>	<b>85,833</b>	<b>11,807</b>	<b>135,214</b>		
Footnotes											
*	Montgomery County also reports the data from the cities of Gaithersburg and Rockville.										
**	This includes figures from the College Park, Rockville, & Forestville Barracks.										



# Part I Crime Arrests: 2012

COG DEPARTMENTS	REPORTING METHOD	HOMICIDE	RAPE	ROBBERY	AGG ASSAULT	BURGLARY	LARCENY	M/V THEFTS	TOTAL ARRESTS
D.C. Metropolitan Police	UCR	79	80	1,177	1,774	332	1,779	57	5,278
<b>SUBTOTAL</b>		<b>79</b>	<b>80</b>	<b>1,177</b>	<b>1,774</b>	<b>332</b>	<b>1,779</b>	<b>57</b>	<b>5,278</b>
Bladensburg Police Department	UCR	1	0	9	12	10	25	2	59
Bowie Police Department	UCR	0	0	10	22	34	194	5	265
Charles County Sheriff's Office	UCR	6	32	134	181	123	280	26	782
Frederick County Sheriff's Office	UCR	1	2	9	66	69	246	7	400
Frederick Police Department	UCR	1	5	46	98	62	332	18	562
Greenbelt Police Department	UCR	0	1	22	17	17	61	7	125
Montgomery County Dept. of Police	UCR	7	16	316	373	672	2,225	148	3,757
<i>Gaithersburg Police Department*</i>	UCR	0	4	30	53	25	417	12	541
<i>Rockville City Police Department*</i>	UCR	0	1	16	24	31	119	4	194
Prince George's County Police Dept.	UCR	48	46	537	806	509	2,175	157	4,278
Takoma Park Police Department	UCR	0	1	26	14	29	51	2	123
<b>SUBTOTAL</b>		<b>64</b>	<b>103</b>	<b>1,109</b>	<b>1,589</b>	<b>1,525</b>	<b>5,589</b>	<b>372</b>	<b>10,351</b>
Alexandria Police Department	NIBRS	0	7	60	53	45	381	34	580
Arlington County Police Department	NIBRS	2	9	58	87	44	697	34	931
City of Fairfax Police Department	NIBRS	0	0	8	13	12	130	0	163
Fairfax County Police Department	NIBRS	15	28	195	407	397	3,918	162	5,122
Falls Church City Police Department	NIBRS	0	0	2	1	0	2	0	5
Loudoun County Sheriff's Office	NIBRS	1	3	33	85	57	512	4	695
Manassas City Police Department	NIBRS	2	5	33	66	35	148	0	289
Manassas Park Police Department	NIBRS	0	0	0	6	3	21	1	31
Prince William County Police Dept.	UCR	3	44	112	178	200	1,237	29	1,803
<b>SUBTOTAL</b>		<b>23</b>	<b>96</b>	<b>501</b>	<b>896</b>	<b>793</b>	<b>7,046</b>	<b>264</b>	<b>9,619</b>
ASSOCIATE DEPARTMENTS	REPORTING METHOD	HOMICIDE	RAPE	ROBBERY	AGG ASSAULT	BURGLARY	LARCENY	M/V THEFTS	TOTAL ARRESTS
Fauquier County Sheriff's Office	NIBRS	1	1	1	13	5	61	3	85
FBI Police	OTHER	0	0	0	0	0	0	0	0
Federal Protective Service	OTHER	0	1	1	18	3	25	0	620
M-NCPPC Police (Montgomery County)	UCR	0	0	4	4	0	13	0	21
M-NCPPC Police (Prince George's County)	UCR	0	1	2	9	0	15	0	27
Maryland State Police**	UCR	0	0	0	22	0	9	13	49
Metro Transit Police	NIBRS	0	0	60	47	0	231	9	347
Metro. Wash. Airports Authority Police	NIBRS	0	0	0	1	0	20	37	58
National Institutes of Health Police	UCR	0	0	0	2	0	80	0	82
Naval Criminal Investigative Service	OTHER	1	19	1	9	0	7	0	37
Pentagon Force Protection Agency	OTHER	0	0	0	0	0	0	0	0
U.S. Capitol Police	OTHER	0	0	3	4	1	9	4	21
U.S. Park Police	UCR	0	2	13	85	6	16	3	125
Virginia State Police (Div. 7)	NIBRS	0	0	0	1	0	3	1	5
<b>SUBTOTAL</b>		<b>2</b>	<b>24</b>	<b>85</b>	<b>215</b>	<b>15</b>	<b>489</b>	<b>70</b>	<b>1477</b>
<b>GRAND TOTAL</b>		<b>168</b>	<b>303</b>	<b>2,872</b>	<b>4,474</b>	<b>2,665</b>	<b>14,903</b>	<b>763</b>	<b>26,725</b>

**C**herry Blossom: In 2012, the region celebrated the centennial gift of trees.



# Part I Crime by Department: 2012

## Washington, DC

DISTRICT OF COLUMBIA-MPD				
	2012	2011	INC/DEC	%
HOMICIDE	88	108	-20	-19%
RAPE	236	172	64	37%
ROBBERY	3,725	3,756	-31	-1%
AGG ASSAULT	3,399	2,949	450	15%
BURGLARY	3,519	3,849	-330	-9%
LARCENY	22,196	20,124	2,072	10%
M/V THEFTS	3,549	4,339	-790	-18%
<b>Total Part I</b>	<b>36,712</b>	<b>35,297</b>	<b>1,415</b>	<b>4%</b>

## Maryland

BLADENSBURG P.D.				
	2012	2011	INC/DEC	%
HOMICIDE	2	2	0	0%
RAPE	3	4	-1	-25%
ROBBERY	46	40	6	15%
AGG ASSAULT	78	51	27	53%
BURGLARY	106	100	6	6%
LARCENY	266	234	32	14%
M/V THEFTS	99	110	-11	-10%
<b>Total Part I</b>	<b>600</b>	<b>541</b>	<b>59</b>	<b>11%</b>

BOWIE P.D.				
	2012	2011	INC/DEC	%
HOMICIDE	1	0	1	N/C*
RAPE	0	3	-3	-100%
ROBBERY	39	44	-5	-11%
AGG ASSAULT	40	32	8	25%
BURGLARY	175	186	-11	-6%
LARCENY	678	589	89	15%
M/V THEFTS	53	60	-7	-12%
<b>Total Part I</b>	<b>986</b>	<b>914</b>	<b>72</b>	<b>8%</b>

\* N/C: Not Computable

CHARLES COUNTY SHERIFF				
	2012	2011	INC/DEC	%
HOMICIDE	6			
RAPE	32			
ROBBERY	145			
AGG ASSAULT	353			
BURGLARY	581			
LARCENY	2,302			
M/V THEFTS	179			
<b>Total Part I</b>	<b>3,598</b>			

Charles County: First year reporting data

FREDERICK CO. SHERIFF				
	2012	2011	INC/DEC	%
HOMICIDE	0	2	-2	-100%
RAPE	16	15	1	7%
ROBBERY	11	28	-17	-61%
AGG ASSAULT	151	162	-11	-7%
BURGLARY	276	271	5	2%
LARCENY	1,132	1,224	-92	-8%
M/V THEFTS	54	66	-12	-18%
<b>Total Part I</b>	<b>1,640</b>	<b>1,768</b>	<b>-128</b>	<b>-7%</b>

FREDERICK P.D.				
	2012	2011	INC/DEC	%
HOMICIDE	1	2	-1	-50%
RAPE	26	19	7	37%
ROBBERY	105	96	9	9%
AGG ASSAULT	249	194	55	28%
BURGLARY	245	235	10	4%
LARCENY	1,527	1,474	53	4%
M/V THEFTS	127	78	49	63%
<b>Total Part I</b>	<b>2,280</b>	<b>2,098</b>	<b>182</b>	<b>9%</b>

GAITHERSBURG P.D.				
	2012	2011	INC/DEC	%
HOMICIDE	1	2	-1	-50%
RAPE	9	12	-3	-25%
ROBBERY	77	54	23	43%
AGG ASSAULT	97	57	40	70%
BURGLARY	198	193	5	3%
LARCENY	1,282	1,367	-85	-6%
M/V THEFTS	64	74	-10	-14%
<b>Total Part I</b>	<b>1,728</b>	<b>1,759</b>	<b>-31</b>	<b>-2%</b>

GREENBELT P.D.				
	2012	2011	INC/DEC	%
HOMICIDE	0	0	0	0%
RAPE	6	5	1	20%
ROBBERY	68	90	-22	-24%
AGG ASSAULT	35	35	0	0%
BURGLARY	247	254	-7	-3%
LARCENY	648	449	199	44%
M/V THEFTS	130	114	16	14%
<b>Total Part I</b>	<b>1,134</b>	<b>947</b>	<b>187</b>	<b>20%</b>

MONTGOMERY COUNTY P.D.				
	2012	2011	INC/DEC	%
HOMICIDE	15	16	-1	-6%
RAPE	102	112	-10	-9%
ROBBERY	829	840	-11	-1%
AGG ASSAULT	850	648	202	31%
BURGLARY	2,602	3,061	-459	-15%
LARCENY	13,087	13,505	-418	-3%
M/V THEFTS	1,013	1,185	-172	-15%
<b>Total Part I</b>	<b>18,498</b>	<b>19,367</b>	<b>-869</b>	<b>-4%</b>

PRINCE GEORGE'S COUNTY P.D.				
	2012	2011	INC/DEC	%
HOMICIDE	50	81	-31	-38%
RAPE	145	152	-7	-5%
ROBBERY	1,996	2,048	-52	-3%
AGG ASSAULT	1,765	1,795	-30	-2%
BURGLARY	4,758	5,499	-741	-13%
LARCENY	15,115	14,977	138	1%
M/V THEFTS	4,319	4,980	-661	-13%
<b>Total Part I</b>	<b>28,148</b>	<b>29,532</b>	<b>-1,384</b>	<b>-5%</b>



ROCKVILLE CITY P.D.				
	2012	2011	INC/DEC	%
HOMICIDE	0	1	-1	-100%
RAPE	7	7	0	0%
ROBBERY	44	53	-9	-17%
AGG ASSAULT	52	39	13	33%
BURGLARY	185	260	-75	-29%
LARCENY	939	988	-49	-5%
M/V THEFTS	54	76	-22	-29%
<b>Total Part I</b>	<b>1,281</b>	<b>1,424</b>	<b>-143</b>	<b>-10%</b>

TAKOMA PARK P.D.				
	2012	2011	INC/DEC	%
HOMICIDE	0	1	-1	-100%
RAPE	1	3	-2	-67%
ROBBERY	42	32	10	31%
AGG ASSAULT	16	26	-10	-38%
BURGLARY	73	109	-36	-33%
LARCENY	364	317	47	15%
M/V THEFTS	54	77	-23	-30%
<b>Total Part I</b>	<b>550</b>	<b>565</b>	<b>-15</b>	<b>-3%</b>



# Part I Crime by Department: 2012



## Virginia

ALEXANDRIA P.D.				
	2012	2011	INC/DEC	%
HOMICIDE	0	1	-1	-100%
RAPE	10	21	-11	-52%
ROBBERY	138	130	8	6%
AGG ASSAULT	96	112	-16	-14%
BURGLARY	252	308	-56	-18%
LARCENY	2,467	2,666	-199	-7%
M/V THEFTS	320	374	-54	-14%
<b>Total Part I</b>	<b>3,283</b>	<b>3,612</b>	<b>-329</b>	<b>-9%</b>

FAIRFAX COUNTY P.D.				
	2012	2011	INC/DEC	%
HOMICIDE	16	11	5	45%
RAPE	73	72	1	1%
ROBBERY	350	423	-73	-17%
AGG ASSAULT	387	392	-5	-1%
BURGLARY	1,063	1,021	42	4%
LARCENY	13,095	13,409	-314	-2%
M/V THEFTS	808	881	-73	-8%
<b>Total Part I</b>	<b>15,792</b>	<b>16,209</b>	<b>-417</b>	<b>-3%</b>

ARLINGTON COUNTY P.D.				
	2012	2011	INC/DEC	%
HOMICIDE	5	0	5	N/C*
RAPE	31	23	8	35%
ROBBERY	117	135	-18	-13%
AGG ASSAULT	131	143	-12	-8%
BURGLARY	286	251	35	14%
LARCENY	3,333	3,439	-106	-3%
M/V THEFTS	181	178	3	2%
<b>Total Part I</b>	<b>4,084</b>	<b>4,169</b>	<b>-85</b>	<b>-2%</b>

FALLS CHURCH CITY P.D.				
	2012	2011	INC/DEC	%
HOMICIDE	1	0	1	N/C*
RAPE	1	0	1	N/C*
ROBBERY	8	5	3	60%
AGG ASSAULT	1	5	-4	-80%
BURGLARY	5	4	1	25%
LARCENY	202	196	6	3%
M/V THEFTS	5	14	-9	-64%
<b>Total Part I</b>	<b>223</b>	<b>224</b>	<b>-1</b>	<b>0%</b>

CITY OF FAIRFAX P.D.				
	2012	2011	INC/DEC	%
HOMICIDE	0	0	0	0%
RAPE	4	4	0	0%
ROBBERY	8	12	-4	-33%
AGG ASSAULT	10	16	-6	-38%
BURGLARY	30	38	-8	-21%
LARCENY	470	515	-45	-9%
M/V THEFTS	24	13	11	85%
<b>Total Part I</b>	<b>546</b>	<b>598</b>	<b>-52</b>	<b>-9%</b>

LOUDOUN COUNTY SHERIFF				
	2012	2011	INC/DEC	%
HOMICIDE	1	1	0	0%
RAPE	62	52	10	19%
ROBBERY	38	41	-3	-7%
AGG ASSAULT	123	132	-9	-7%
BURGLARY	314	286	28	10%
LARCENY	2,578	2,450	128	5%
M/V THEFTS	125	154	-29	-19%
<b>Total Part I</b>	<b>3,241</b>	<b>3,116</b>	<b>125</b>	<b>4%</b>



photo credit  
ARLnow.com

MANASSAS PARK P.D.				
	2012	2011	INC/DEC	%
HOMICIDE	0	0	0	0%
RAPE	1	6	-5	-83%
ROBBERY	1	4	-3	-75%
AGG ASSAULT	8	7	1	14%
BURGLARY	21	14	7	50%
LARCENY	185	155	30	19%
M/V THEFTS	15	14	1	7%
<b>Total Part I</b>	<b>231</b>	<b>200</b>	<b>31</b>	<b>16%</b>

MANASSAS CITY P.D.				
	2012	2011	INC/DEC	%
HOMICIDE	3	4	-1	-25%
RAPE	15	22	-7	-32%
ROBBERY	51	51	0	0%
AGG ASSAULT	54	46	8	17%
BURGLARY	118	123	-5	-4%
LARCENY	776	680	96	14%
M/V THEFTS	58	69	-11	-16%
<b>Total Part I</b>	<b>1,075</b>	<b>995</b>	<b>80</b>	<b>8%</b>

PRINCE WILLIAM COUNTY P.D.				
	2012	2011	INC/DEC	%
HOMICIDE	2	4	-2	-50%
RAPE	67	46	21	46%
ROBBERY	201	173	28	16%
AGG ASSAULT	168	180	-12	-7%
BURGLARY	889	915	-26	-3%
LARCENY	5,367	5,440	-73	-1%
M/V THEFTS	351	389	-38	-10%
<b>Total Part I</b>	<b>7,045</b>	<b>7,147</b>	<b>-102</b>	<b>-1%</b>



photo credit  
ARLnow.com

**H**urricane Sandy:  
October 25, 2012, a Category 3 hurricane hit the DC region with assessed damages of over \$53 million.

# Reversing the Trend in Cell Phone Thefts

## **Citizens:**

- Always be aware of your surroundings.
- Password protect your smartphone.
- Add applications that will remotely track, lock, and/or erase your smartphone.
- Save your smartphone data and photos on another device (i.e., computer, USB drive, etc.)
- Insure device through your wireless provider.
- File a police report if your device is stolen.

## **Law Enforcement:**

- Track criminal activity and strategically deploy officers.
- Provide consumers with crime prevention information.
- Partner with cell phone providers to improve device protections.
- Actively engage with federal, state and local governments to enact legislative protections.

## **Elected Officials:**

- Engage stakeholders, including law enforcement and wireless carriers, in active dialogues to ensure the most effective strategies to prevent smartphone thefts.
- Sponsor and support legislation enacting programs to deter theft and secure private data.
- Launch public education campaigns on how to protect your smartphones and yourselves.




# Honoring Our Fallen Officers



**Police Officer William Dewitt "Bill" Talbert**  
Montgomery County Police Department, MD  
EOW: Friday, January 27, 2012  
Cause of Death: Duty related illness

**Trooper Andrew David Fox**  
Virginia State Police, VA  
EOW: Friday, October 5, 2012  
Cause of Death: Struck by vehicle



**Police Officer I Adrian Antonio Morris**  
Prince George's County Police  
Department, MD  
EOW: Monday, August 20, 2012  
Cause of Death: Vehicle pursuit

**Officer Chris Yung**  
Prince William County Police Department, VA  
EOW: Monday, December 31, 2012  
Cause of Death: Motorcycle accident



# COG Police Chiefs Committee

BUREAU OF ALCOHOL, TOBACCO, FIRE-  
ARMS AND EXPLOSIVES (ATF)  
WASHINGTON FIELD DIVISION  
Willie Brownlee, Acting Special Agent in Charge

CITY of ALEXANDRIA POLICE  
DEPARTMENT  
Chief Earl L. Cook

ARLINGTON COUNTY POLICE  
DEPARTMENT  
Chief M. Douglas Scott

BLADENSBURG POLICE  
DEPARTMENT  
Chief Charles L. Owens

CIA- SECURITY PROTECTIVE  
SERVICE  
Chief Paul Dewey

DEFENSE INTELLIGENCE AGENCY POLICE  
Chief Drew Stathis

CHARLES COUNTY OFFICE OF THE SHERIFF  
Sheriff Rex Coffey

CITY OF BOWIE POLICE  
DEPARTMENT  
Chief John Nesky

CITY of FAIRFAX POLICE  
DEPARTMENT  
Chief Richard Rappoport

FAIRFAX COUNTY POLICE  
DEPARTMENT  
Acting Chief Edwin Roessler

FALLS CHURCH CITY POLICE  
DEPARTMENT  
Chief Mary Gavin

FAUQUIER COUNTY SHERIFF'S OFFICE  
Sheriff Charlie Ray Fox, Jr

FEDERAL BUREAU OF INVESTIGATIONS,  
WASHINGTON FIELD OFFICE  
James McJunkin, Assistant Director in Charge

FEDERAL BUREAU OF  
INVESTIGATIONS, POLICE UNIT  
Chief Derek A. Fuller

FEDERAL PROTECTIVE SERVICE NATIONAL  
CAPITAL REGION  
John Lamb  
Acting Regional Director

FREDERICK POLICE  
DEPARTMENT  
Chief Thomas Ledwell

FREDERICK COUNTY SHERIFF'S OFFICE  
Sheriff Charles A. Jenkins

GAITHERSBURG POLICE  
DEPARTMENT  
Chief Mark P. Sroka

GREENBELT POLICE  
DEPARTMENT  
Chief James R. Craze

LOUDOUN COUNTY SHERIFF'S OFFICE  
Sheriff Michael L. Chapman

CITY OF MANASSAS POLICE DEPARTMENT  
Chief Douglas W. Keen

MANASSAS PARK POLICE  
DEPARTMENT  
Chief John C. Evans

MARYLAND DEPARTMENT OF NATURAL  
RESOURCES POLICE  
Colonel George F. Johnson IV  
Superintendent

MARYLAND NATIONAL CAPITAL  
PARK POLICE  
Montgomery County Division  
Chief Antonio DeVaul

MARYLAND NATIONAL CAPITAL  
PARK POLICE  
Prince George's County Division  
Chief Larry Brownlee

MARYLAND STATE POLICE  
DEPARTMENT  
Colonel Marcus L. Brown  
Superintendent

METRO TRANSIT POLICE  
DEPARTMENT  
Chief Ronald Pavlik, Jr.

METROPOLITAN POLICE DEPARTMENT  
WASHINGTON DC  
Chief Cathy Lanier

METROPOLITAN WASHINGTON  
AIRPORTS AUTHORITY POLICE  
Chief Stephen L. Holl

MILITARY DISTRICT OF  
WASHINGTON  
Colonel Jesse D. Galvan

MONTGOMERY COUNTY  
DEPARTMENT OF POLICE  
Chief J. Thomas Manger

NATIONAL INSTITUTES OF HEALTH  
POLICE  
Chief Alvin D. Hinton

NAVAL CRIMINAL  
INVESTIGATIVE SERVICE  
WASHINGTON FIELD OFFICE  
Michael Monroe  
Special Agent in Charge

PENTAGON FORCE PROTECTION AGENCY  
Chief Richard S. Keevill

PRINCE GEORGE'S COUNTY  
POLICE DEPARTMENT  
Chief Mark Magaw

PRINCE WILLIAM COUNTY  
POLICE DEPARTMENT  
Chief Stephan M Hudson

ROCKVILLE CITY POLICE  
DEPARTMENT  
Chief Terrance N. Treschuk

TAKOMA PARK POLICE  
DEPARTMENT  
Chief Alan Goldberg

U.S. CAPITOL POLICE  
Chief Kim C. Dine

HOMELAND SECURITY INVESTIGATIONS  
WASHINGTON FIELD OFFICE  
John Torres, Special Agent in Charge

U.S. PARK POLICE  
Chief Teresa C. Chambers

U.S. SECRET SERVICE  
UNIFORMED DIVISION  
Chief Kevin Simpson

U.S. SECRET SERVICE  
WASHINGTON FIELD OFFICE  
David Beach, Special Agent in Charge

VIRGINIA STATE POLICE - DIVISION 7,  
BUREAU OF CRIMINAL INVESTIGATIONS  
Commander David Russillo

VIRGINIA STATE POLICE - DIVISION 7,  
BUREAU OF FIELD OPERATIONS  
Captain Michael A. Spivey