

Metropolitan Washington Council of Governments
April 9, 2013

CEEPC ACTION PLAN

2012 PROGRESS, 2016 PLAN REVISIONS & RESOURCE GUIDE

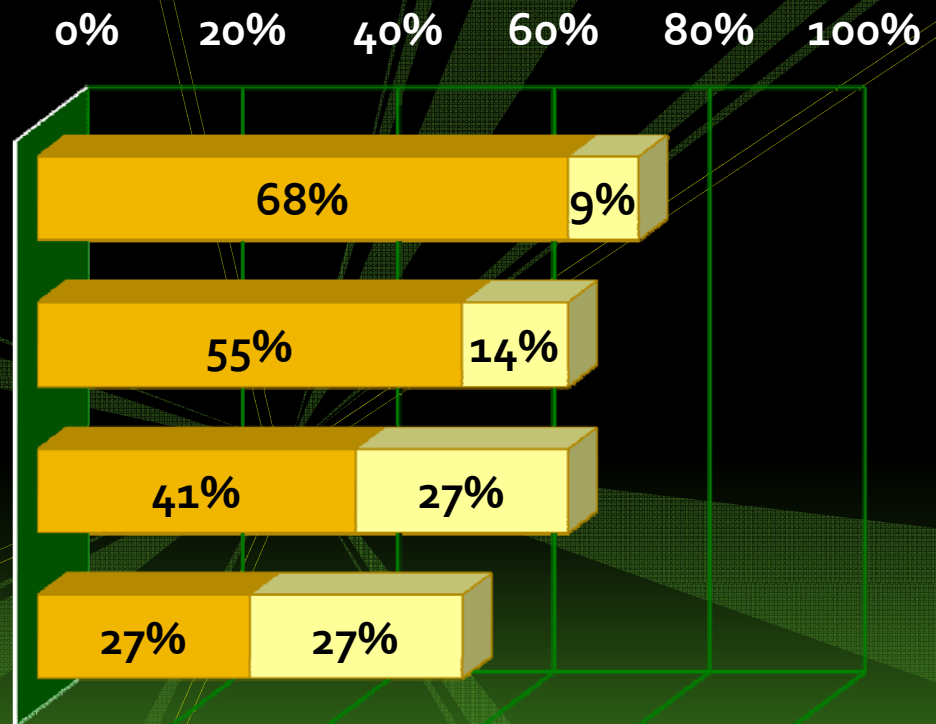


Metropolitan Washington
Council of Governments

GHG Inventories & Plans

2012 Action Plan Goals and Progress

- 100% have GHG inventories for government operations
- 100% have community-wide GHG inventories
- 100% have GHG emission govt operations reduction plans
- 100% have GHG emissions community-wide reduction plans



■ Implemented ■ In Progress

Energy Efficiency

2012 Action Plan Goals and Progress

80% track and/or benchmark govt building energy performance

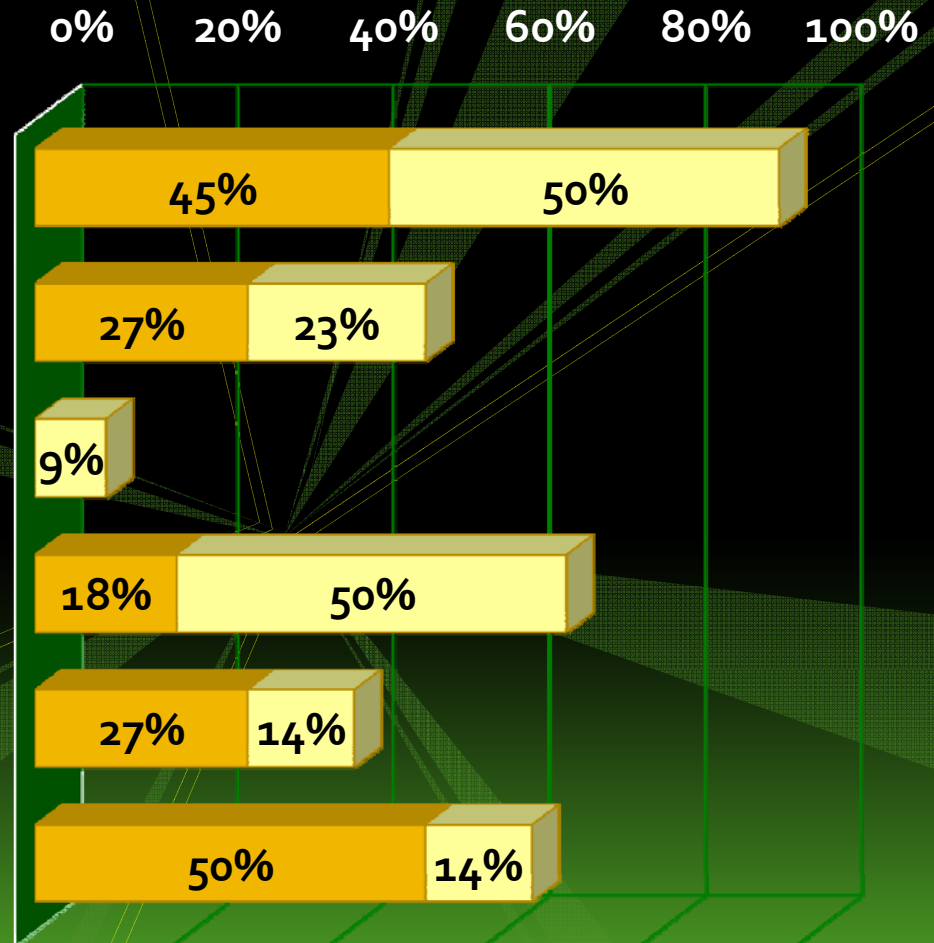
60% disclose govt building energy performance

50% require commercial energy performance benchmark

60% have energy efficient street lights replacement program

35% have energy financing program.

100% adopt green building policy



■ Implemented ■ In Progress

Renewable Energy

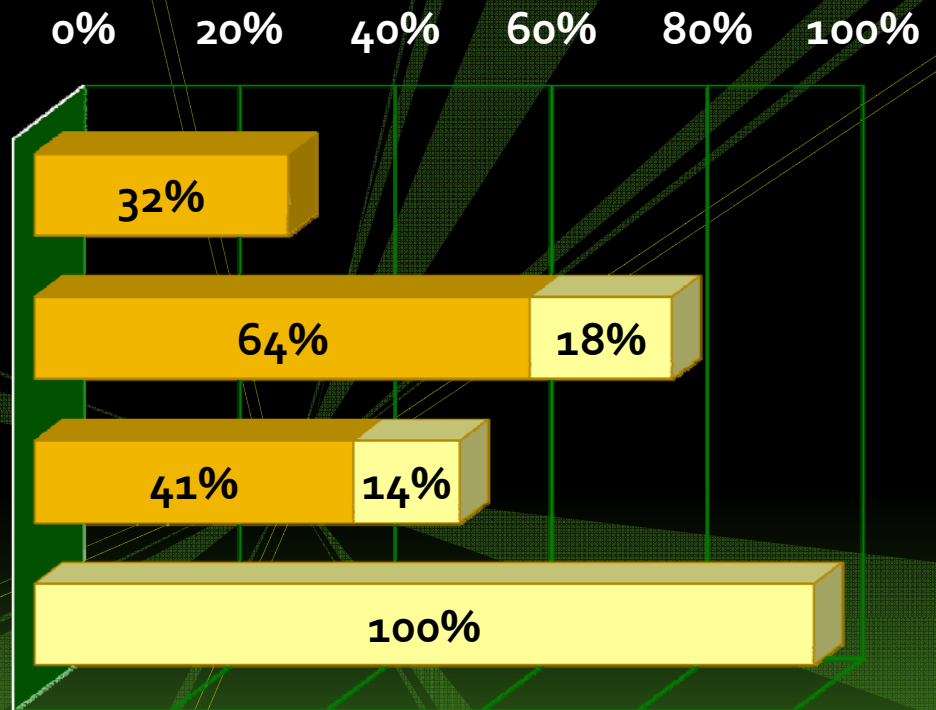
2012 Action Plan Goals and Progress

5,000 renewable energy systems in the region

75% have renewable energy systems on local government property

100% purchase or consume 10% of energy use as renewable

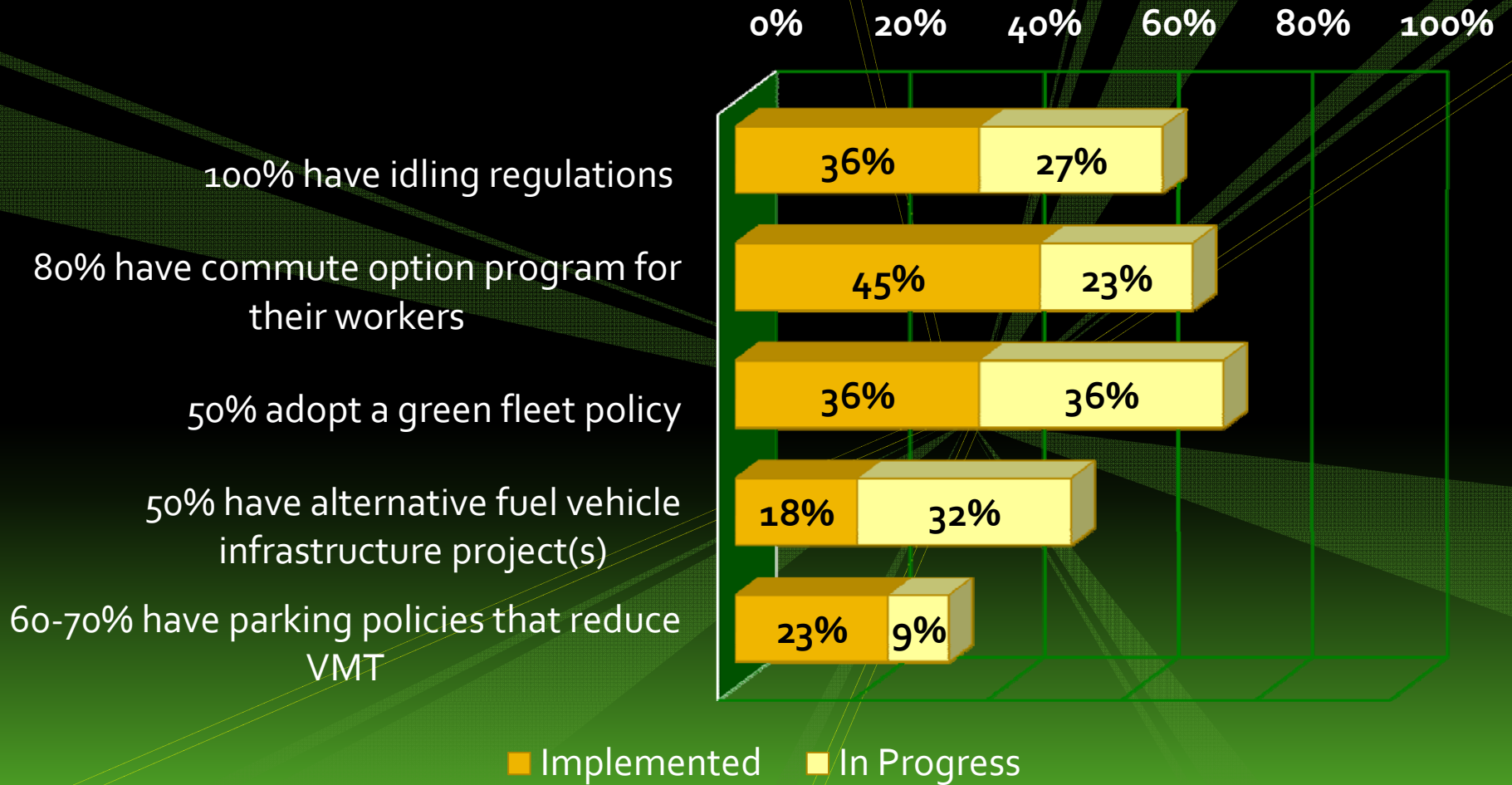
Implement 1 renewable energy park project in region



■ Implemented ■ In Progress

Transportation

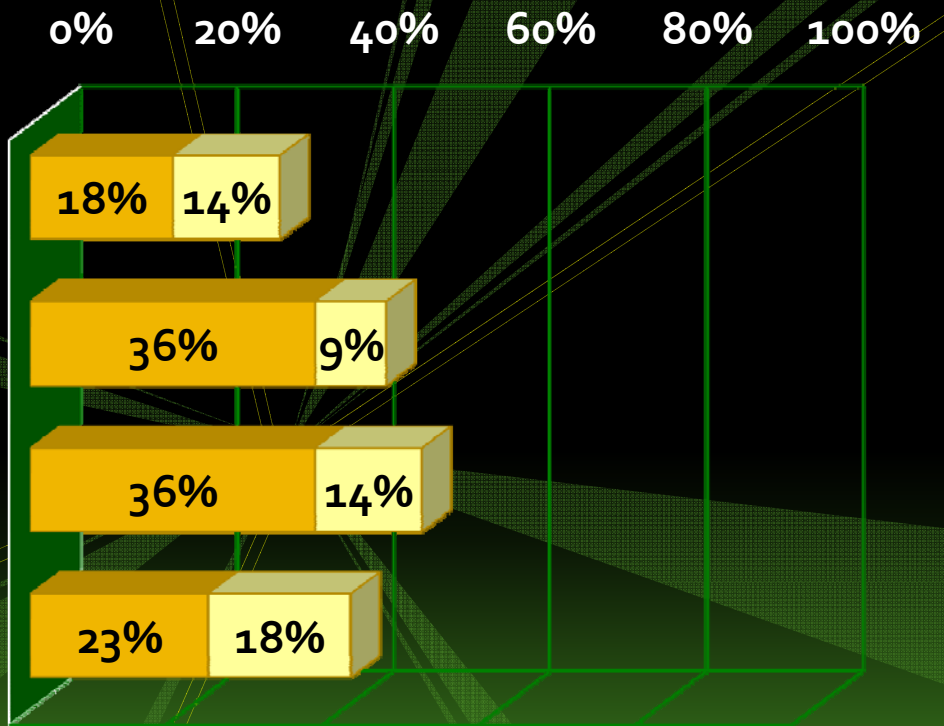
2012 Action Plan Goals and Progress



Outreach

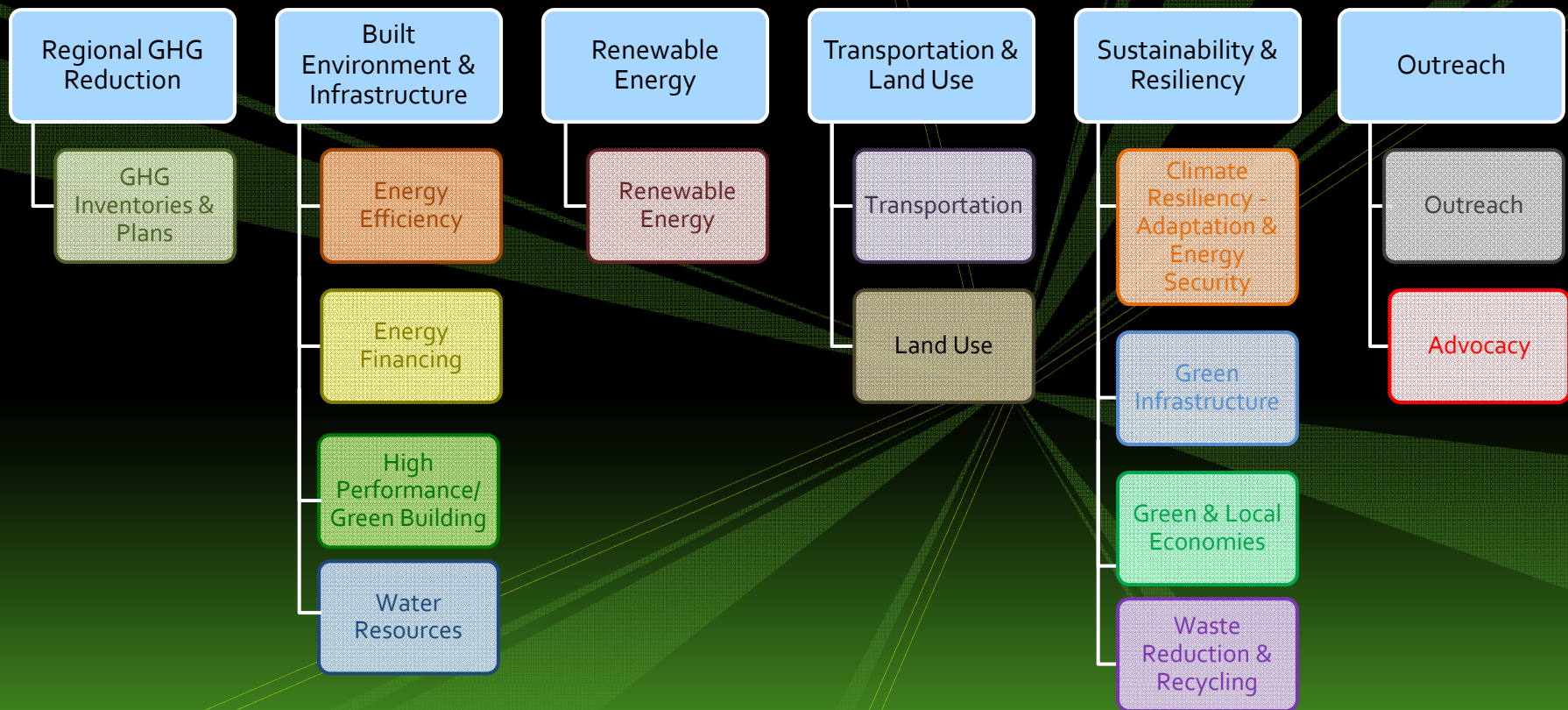
2012 Action Plan Goals and Progress

- 50% promote renewable energy or REC incentive
- 30% promote energy efficient appliance incentives
- 35% have energy/sustainability residential program
- 35% have energy/sustainability green business program



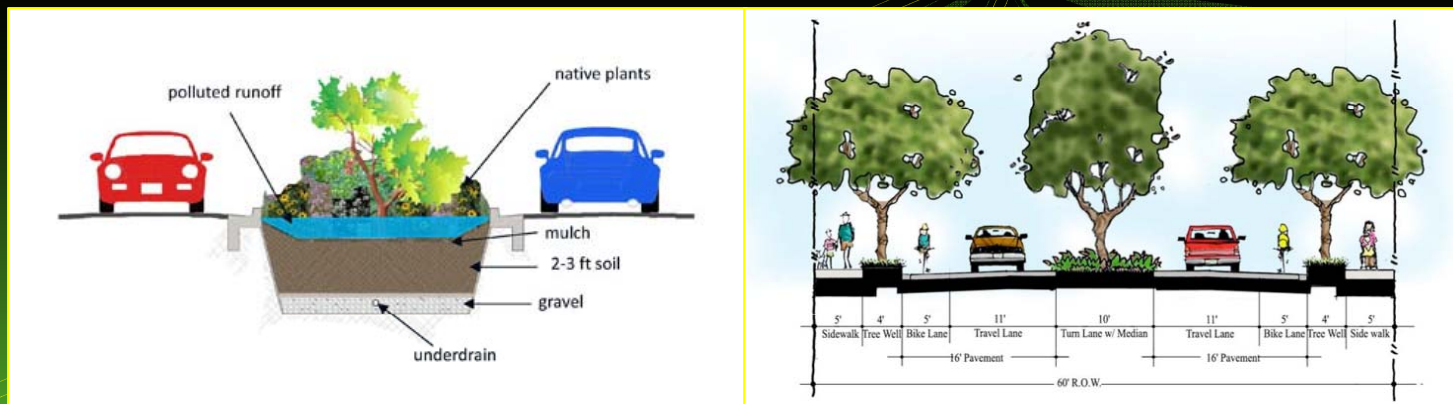
■ Implemented ■ In Progress

2013-2016 Action Plan Categories



2016 Action Plan Resource Guide Example

Description: Green streets are a vegetated area in the transportation public right-of-way that manage stormwater, increase tree canopy, reduce urban heating, improve local air quality, beautify neighborhoods, calm traffic, decrease maintenance costs, and increase property value. Features of green streets may include bioretention (vegetated) curb extensions, vegetated swales, rain gardens, sidewalk planters, street trees, permeable pavement, and narrower street widths. Green streets policies can encourage joint planning for roads and stormwater, provides guidance for where green streets are and are not appropriate, and encourage private investment in green streets and roads.



2016 Action Plan Resource Guide Example

Examples:

- [Prince George's County, MD Complete and Green Streets Policy](#) was adopted to create more livable communities and places; manage stormwater in an environmentally friendly way, and increase tree canopy.
- [Arlington County Green Streets](#) initiative helps the County meet requirements of their Municipal Separate Storm Sewer Permit (MS4 Permit) and the Chesapeake Bay Total Maximum Daily Load (TMDL). Their green streets website features a fact sheet, FAQs, plant choices, and more.



2016 Action Plan Resource Guide Example

Resources:

- National Complete Streets Coalition [Green Streets Information and Resources](#)
- US EPA [Conceptual Guide to Green Streets](#), [Municipal Handbook to Green Streets](#), [Green Streets Initiatives Around the US](#)
- [Portland's Green Infrastructure: Quantifying the Health, Energy, and Community Livability Benefits](#) includes green streets best management practices, benefits, and more.
- The [Portland Green Streets](#) web page includes green street master plans, specifications, case studies, virtual tours, videos, technical reports, and more.
- Anacostia Watershed Partnership presentation on [Green Street's Potential Benefits to the Metropolitan Washington Region](#)



QUESTIONS? COMMENTS?

Maia Davis

MWCOG

mdavis@mwkog.org

202-962-3227



METROPOLITAN WASHINGTON
Council of Governments