



STATE OF PUBLIC TRANSPORTATION REPORT

Eric Randall
TPB Transportation Engineer

TPB Regional Public Transportation Subcommittee
April 24, 2018



National Capital Region
Transportation Planning Board

Agenda Item 2

State of Public Transportation Report

- Preparing a State of Public Transportation Report is an activity included in the annual Unified Planning Work Program
- Report is intended to provide an overview of public transportation in the region: ridership, accomplishments, part of long-range plan.

State of Public Transportation 2017 report covers:

- Activities in Calendar Year 2017
- Select data from National Transit Database (NTD) through reporting year 2017 (most often fiscal year 2017)

Outline of State of Public Transportation Report (SoPTR) Update

1. Executive Summary (Introduction)
 - Introduction: overview of transit in the national capital region (pictures)
 - List of fixed route providers and major paratransit
 - Overview of regional statistics: fixed ridership by mode, bus breakdown
2. “One Page” Provider Highlights / Statistics
 - System highlights – Major accomplishments
 - Data: Ridership, operating expenditures, operating revenue (%)
 - Focus on fixed route – additional paragraphs for jurisdiction and paratransit
3. Past/Upcoming Accomplishments / Major Events:
 - Projects started/in-progress/completed
 - Major Studies started/in-progress/completed
4. TPB Activities in support of Public Transportation
 - Plan, TIP, RPTS
 - Discussed at RPTS: customer info, maintenance facilities, downtown staging needs (bus and rail), technology integration, etc.
 - PBPP: Transit Asset and Transit Safety Metrics and Targets



Section 1. Executive Summary (Introduction)

1. Executive Summary (Introduction)

- Introduction: overview of transit in the national capital region (pictures)

Figure 2: National Capital Region Local Bus Ridership by Agency (Percentage)

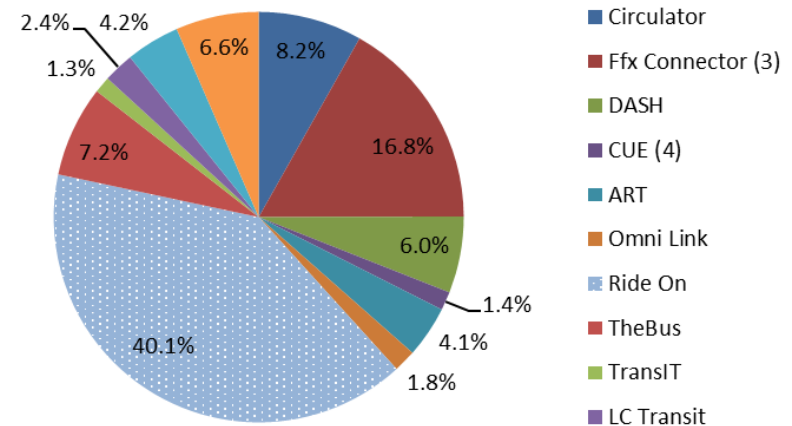
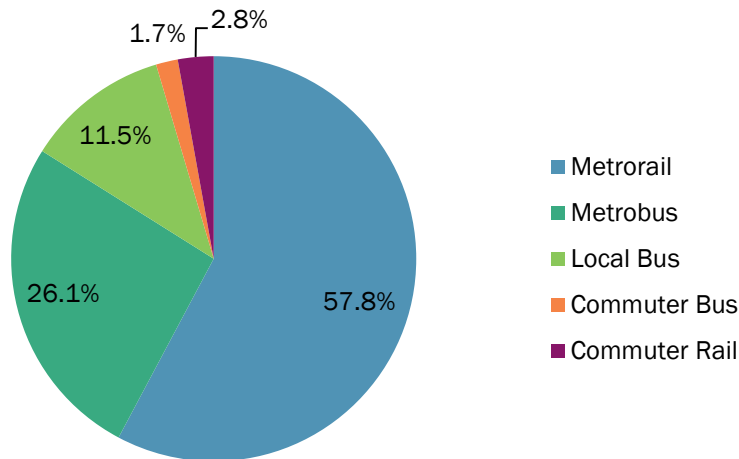


Figure 1: National Capital Region Transit Ridership by Mode (Percentage)



Section 2: “One Page” Provider Highlights / Statistics

METRO TRANSIT: REGULAR ROUTE BUS



Contact Brian Lamb
Title General manager
Street 560 Sixth Avenue North
City State Zip Minneapolis MN 55411
Telephone 612.373.3333
E-mail brian.lamb@metrotransit.org
Website metrotransit.org



One slide per fixed route provider. Highlights, basic data, ridership and financial statistics.

FIXED ROUTE PUBLIC TRANSIT SERVICES – PROFILE SHEETS

2012 highlights

- Purchased two next-generation hybrid-electric buses
- 33 new hybrid-electric buses began service in St. Paul and communities in the east metro
- Achieved highest maintenance reliability in service history; 7,456 miles between road calls
- Opened 180-space park & ride lot in Little Canada with express service to Minneapolis and St. Paul

System snapshot

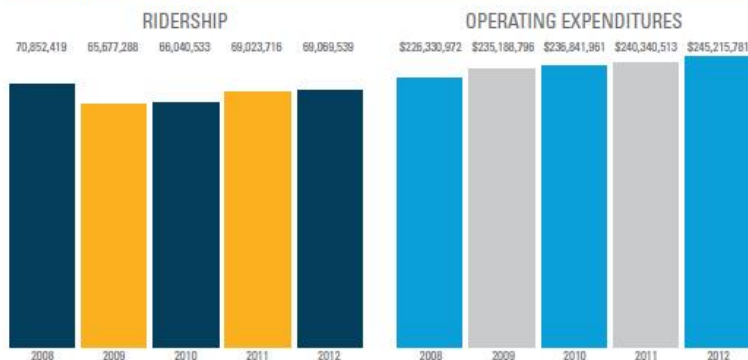
Legal Name	Metro Transit
Governance	Regional
Area Served	Anoka, Dakota, Hennepin, Ramsey, Washington counties
Legislative District	Metro
Congressional District	2, 3, 4, 5, 6

System characteristics

Vehicle fleet 740 buses, 166 articulated buses, 26 motor coaches
Service type Fixed route

Hours of Operation
 Monday - Friday 12:00 am - 11:59 pm
 Saturday 12:00 am - 11:59 pm
 Sunday 12:00 am - 11:59 pm
Base fare \$1.75 - \$3.00

System performance



1. WMATA Metrorail
2. WMATA Metrobus
3. Alexandria Transit Company (DASH)
4. Arlington Transit (ART)
5. DC Circulator
6. DC Streetcar
7. City of Fairfax CUE
8. Fairfax Connector
9. Frederick County Transit
10. Montgomery County Ride On
11. Prince George's County The Bus
12. Loudoun Commuter Transit
13. PRTC Omni Ride
14. PRTC OmniLink
15. Virginia Railway Express

Section 2: Continued

In addition to fixed route providers, a second part on other transit provision, with paragraphs or sections briefly describing them.

1. WMATA MetroAccess
2. MTA Commuter Bus
3. MARC (Maryland Commuter Rail)
4. RTA of Central Maryland
5. Providers of other public transportation services, including paratransit
6. Private providers of public transportation services.
7. Regional public transportation organizations: Northern Virginia Transportation Commission (NVTC), Potomac and Rappahannock Transportation Commission (PRTC)

Section 3: Past/Upcoming Accomplishments / Major Events in 2017

Agency's notable transit accomplishments for the year

- Projects completed/in progress/started
- Major studies started/in progress/completed
- Significant achievements

Examples include:

- e.g., Montgomery County: BRT studies, DDOT – Transport DC, WMATA – Abilities Ride
- Transit line/facility openings, State of Good Repair investments, new vehicles, etc.
- Transit Development Plans, Strategic Plans, Corridor Project Studies, New Starts Applications, etc.
- Service expansion, new customer information technology, improved customer satisfaction, safety awards, etc.



Section 4: TPB's Activities in Support of Public Transportation

- Transit in the Long Range Transportation Plan and Transportation Improvement Program
 - High-level summary of transit projects (Silver Line 2, Purple Line, etc.)
 - Process for incorporating transit projects.
- TPB Regional Public Transportation Subcommittee
 - Issues discussed at RPTS Meetings
 - E.g., customer info, maintenance facilities, downtown staging needs (bus and rail), technology integration, etc.
- Performance Based Planning and Programming
 - Sections on Transit Asset Management and Transit Safety rules and targets



Next Steps

- Collect information and data through May with questionnaire to members
 - 2017 NTD Data – only three items!
 - 2 to 5 highlight achievements for profile sheets – single bullets!
 - Input on Projects and Major Studies completed/in progress/started – links to websites or a couple of paragraphs.
 - ❖ Short and east to respond!
- Collect by May 25.
 - Integrate into draft report.
 - Draft report sent out for comment and review mid-June.
 - Review at June 26 RPTS meeting
 - Present to July 6 TPB Technical Committee meeting



Eric Randall

TPB Transportation Engineer

(202) 962-3254

erandall@mwkog.org

MWCOG.ORG/TPB

777 North Capitol Street NE, Suite 300

Washington, DC 20002



National Capital Region
Transportation Planning Board