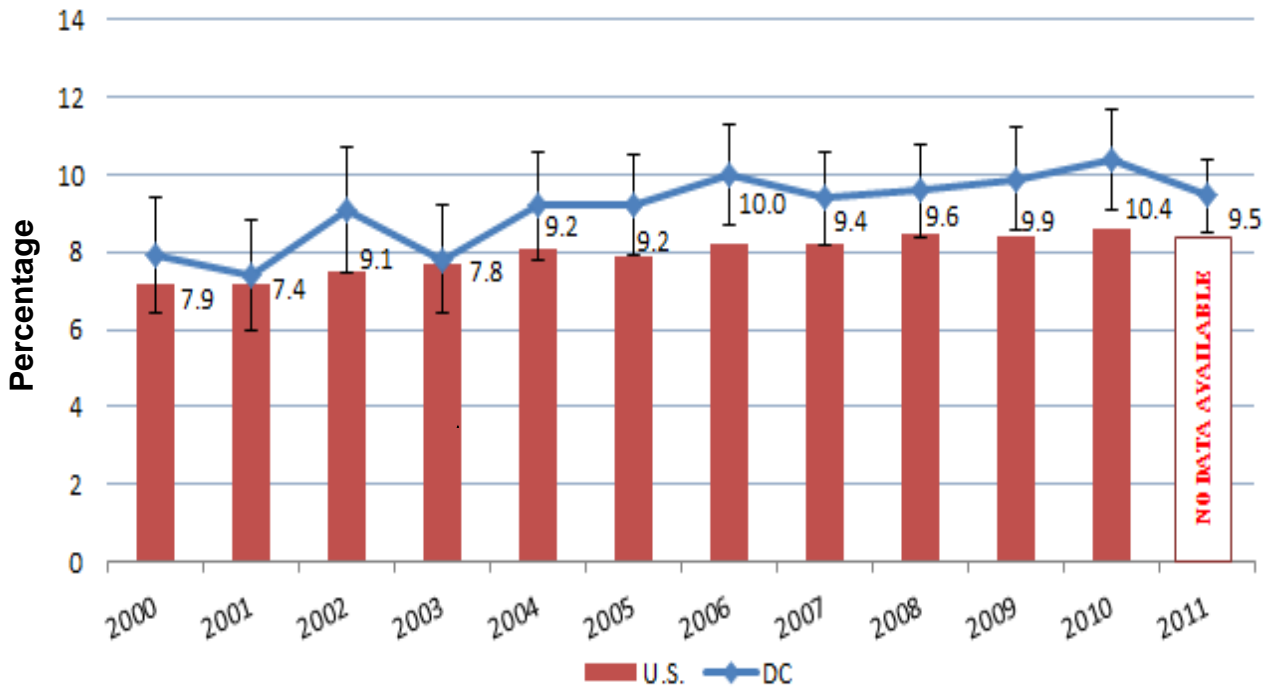


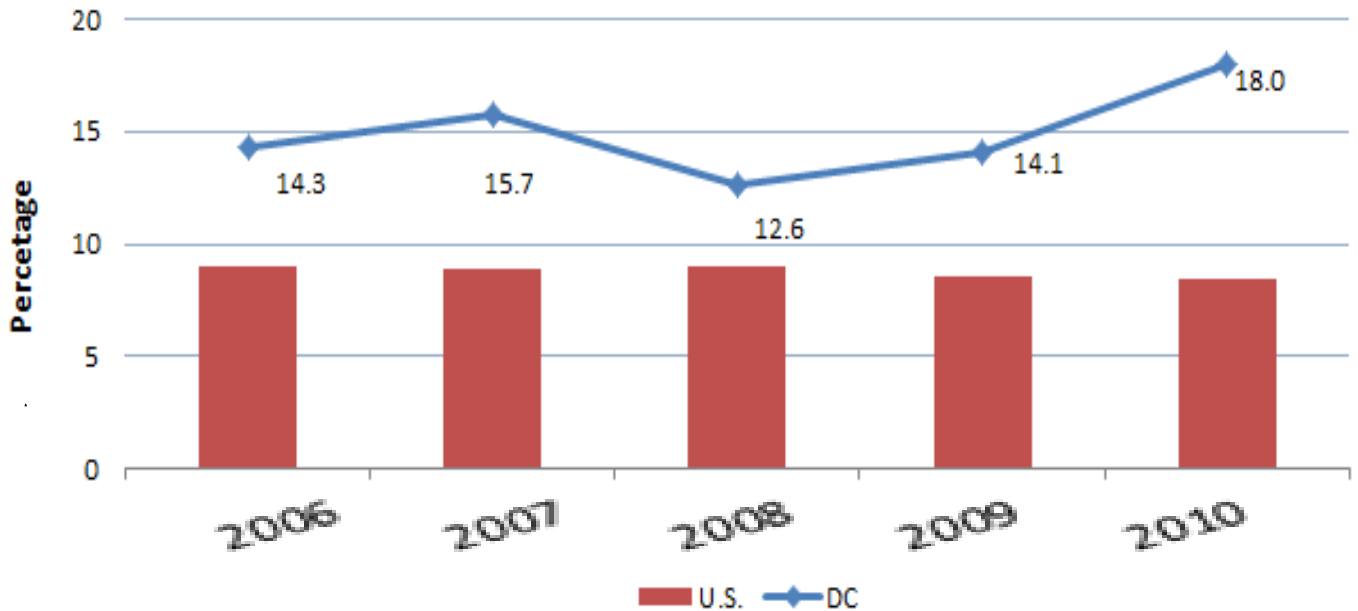
Prevalence of current asthma among adults, District of Columbia vs. US, 2000-2011



*District of Columbia prevalence rates are presented with 95% Confidence Intervals

**Data source: District of Columbia Behavioral Risk Factor Surveillance System, Center for Policy, Planning, and Evaluation, District of Columbia Department of Health, 2011

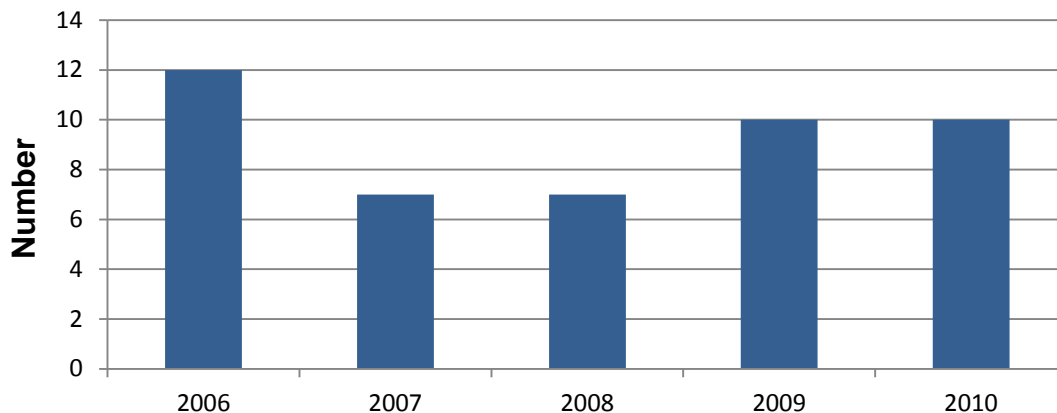
Prevalence of current asthma among children, District of Columbia vs. US, 2006-2010



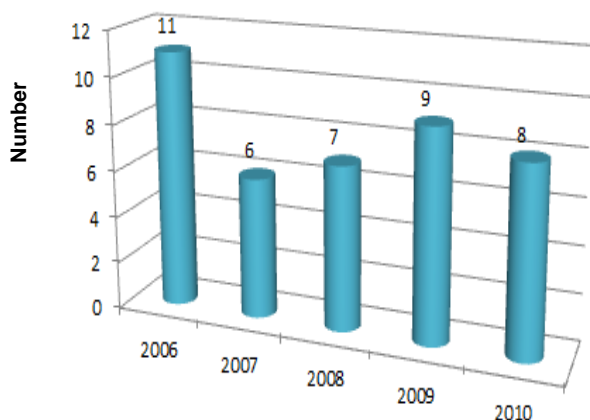
*Data source : District of Columbia Behavioral Risk Factor Surveillance System, Center for Policy, Planning, and Evaluation, District of Columbia Department of Health, 2011

Number of deaths due to asthma, District of Columbia, 2006 - 2010

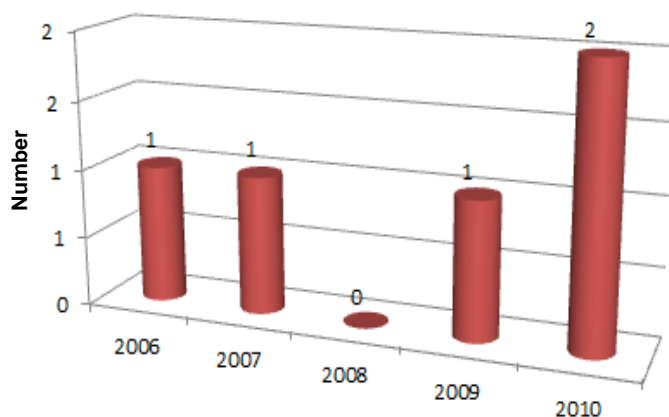
Number of deaths due to asthma, all ages, District of Columbia, 2006 - 2010



Number of deaths due to asthma, adults ≥18 yrs, District of Columbia, 2006 - 2010



Number of deaths due to asthma, children 0-17 yrs, District of Columbia, 2006 - 2010



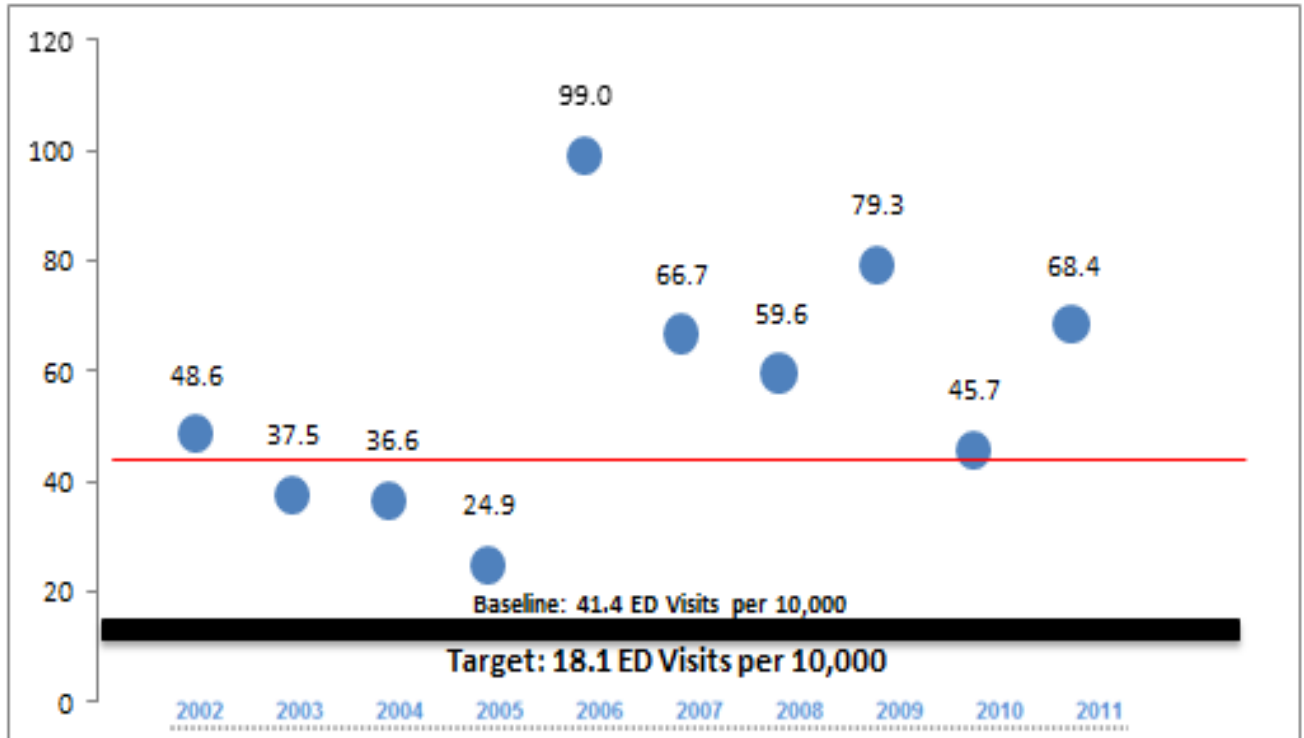
1 The District of Columbia Department of Health does not calculate mortality rates due to the low density population on the district. Rates are not stable enough to be meaningful.

2 Asthma deaths define as primary cause of death as asthma (ICD-9 493 to ICD-10 J45-J46).

Data source District of Columbia Department of Health, Behavioral Risk Factor Surveillance System, Center for Policy, Planning, and Evaluation, 2011.

US Healthy People 2020

Asthma hospitalization rate per 10,000, 0-5 years,
District of Columbia vs. US baseline and target, 2002 - 2011



RD-2: Reduce hospitalizations for asthma

RD-2.1 Reduce hospitalizations for asthma among children under age 5 years.

Target: 18.1 hospitalizations per 10,000.

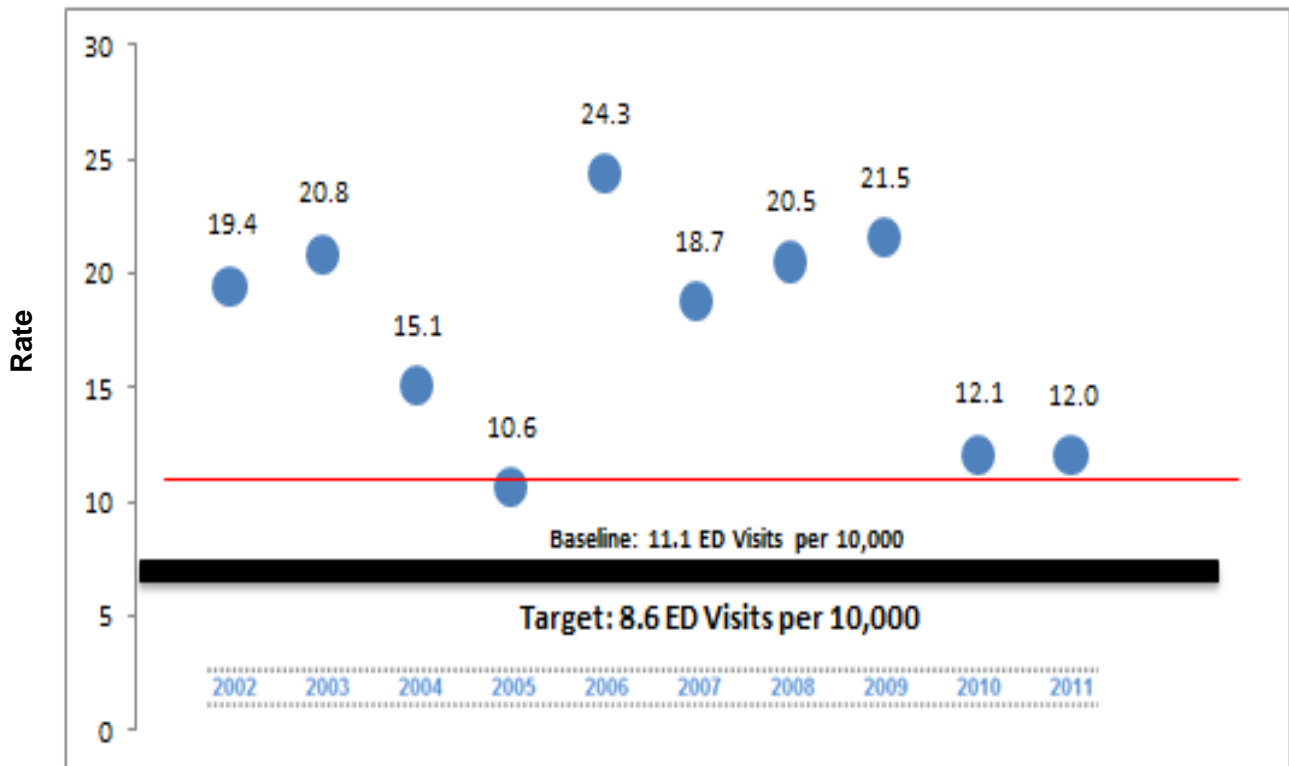
Baseline: 41.4 hospitalizations for asthma per 10,000 children under age 5 years occurred in 2007.

Data source Target and Baseline: National Hospital Discharge Survey (NHDS), CDC, NCHS.

Data Source District hospitalization rates: Center for Policy, Planning, and Evaluation, District of Columbia, Department of Health

US Healthy People 2020

Asthma hospitalization rate per 10,000, 5 to 64 Years, District of Columbia vs. US baseline and target, 2002-2011



RD-2: Reduce hospitalizations for asthma

RD-2.2 Reduce hospitalizations for asthma among children and adults aged 5 to 64 years.

Target: 8.6 hospitalizations per 10,000.

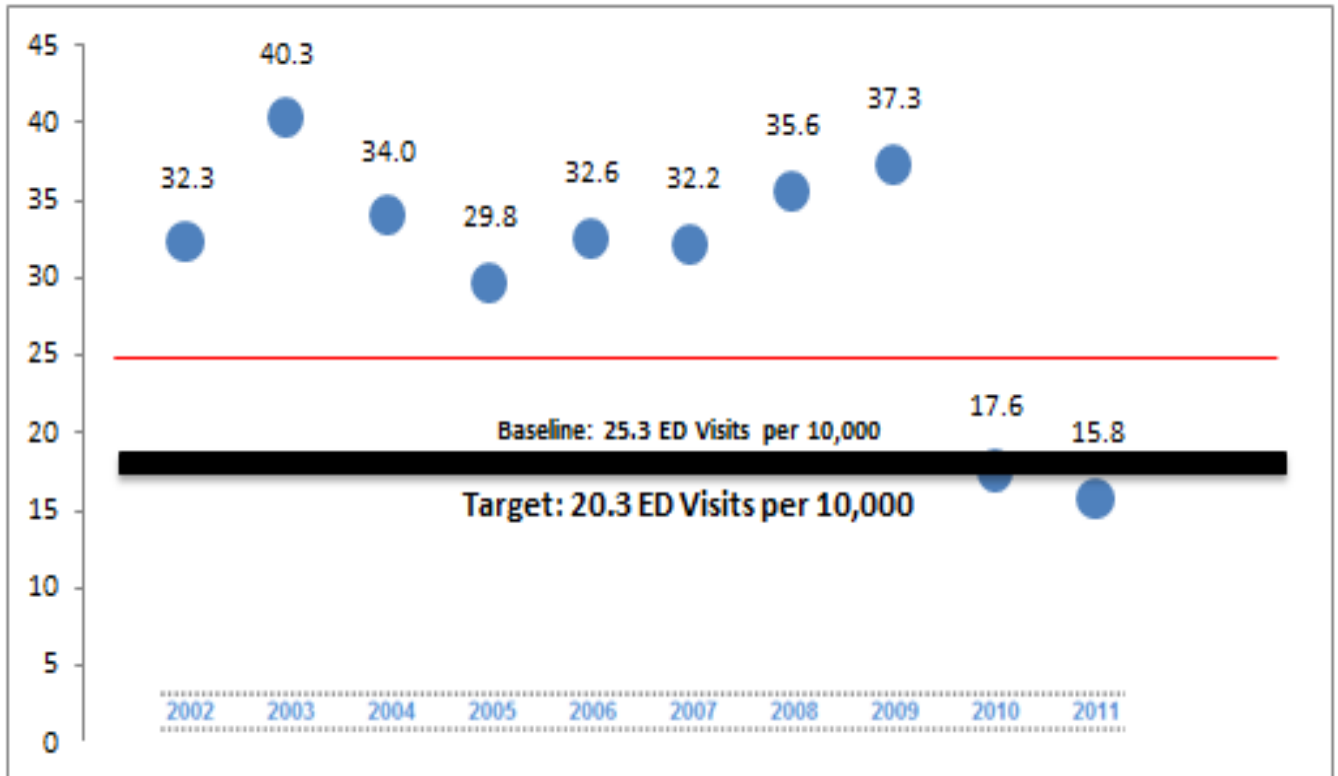
Baseline: 11.1 hospitalizations for asthma per 10,000 children and adults aged 5 to 64 years occurred in 2007 (age adjusted to the year 2000 standard population).

Data source Target and Baseline: National Hospital Discharge Survey (NHDS), CDC, NCHS.

Data Source District hospitalization rates: Center for Policy, Planning, and Evaluation, District of Columbia, Department of Health

US Healthy People 2020

Asthma hospitalization rate per 10,000, 65 years And Older, District of Columbia vs. US baseline and target,, 2002-2011



RD-2: Reduce hospitalizations for asthma

RD-2.3 Reduce hospitalizations for asthma among adults aged 65 years and older.

Target: 20.3 hospitalizations per 10,000.

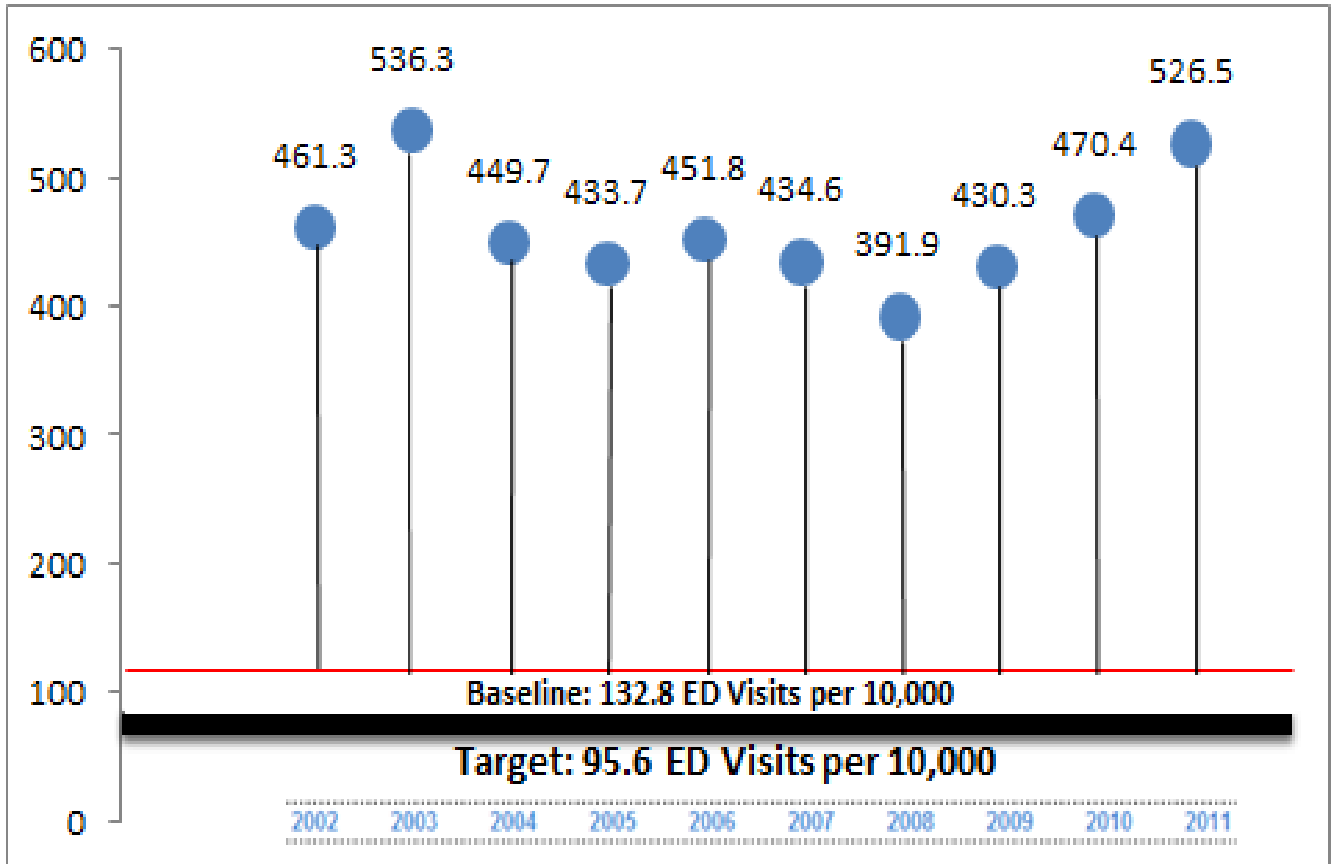
Baseline: 25.3 hospitalizations for asthma per 10,000 adults aged 65 years and older occurred in 2007 (age adjusted to the year 2000 standard population).

Data source Target and Baseline: National Hospital Discharge Survey (NHDS), CDC, NCHS.

Data Source: Center for Policy, Planning, and Evaluation, District of Columbia, Department of Health

US Healthy People 2020

Asthma emergency department visit rate per 10,000, 0-5 years, District of Columbia vs. US baseline and target, 2002-2011



RD-3: Reduce emergency department (ED) visits for asthma.

RD-3.1 Reduce emergency department (ED) visits for asthma among children under age 5 years.

Target: 95.6 ED visits per 10,000.

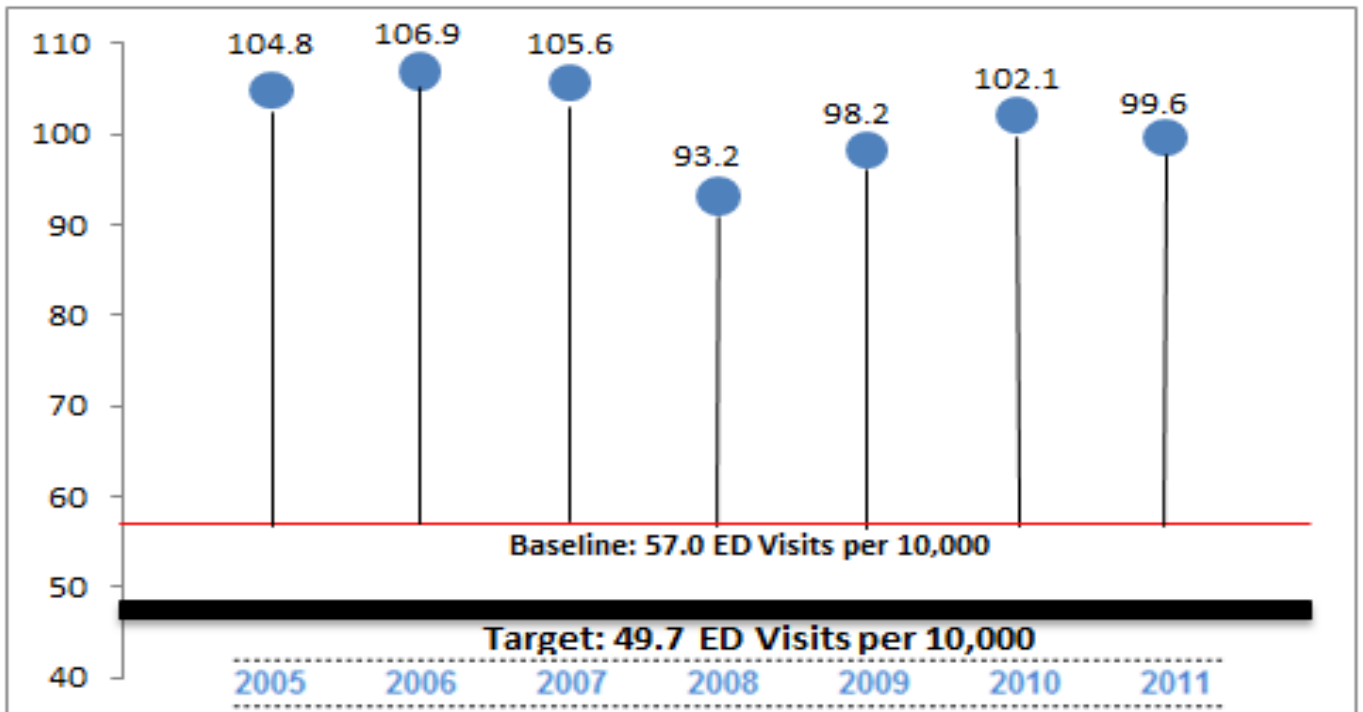
Baseline: 132.8 ED visits for asthma per 10,000 children under age 5 years.

Data source Target and Baseline: National Hospital Ambulatory Medical Care Survey (NHAMCS), CDC, NCHS.

Data Source: Bureau of Cancer And Chronic Disease, Community Health Administration, District of Columbia Department of Health

US Healthy People 2020

Asthma emergency department visit rate per 10,000, 5 To 64 years, District of Columbia vs. US baseline and target,, 2002-2011



RD-3: Reduce emergency department (ED) visits for asthma.

RD-3.2 Reduce emergency department (ED) visits for asthma among children and adults aged 5 to 64 years.

Target: 49.7 ED visits per 10,000.

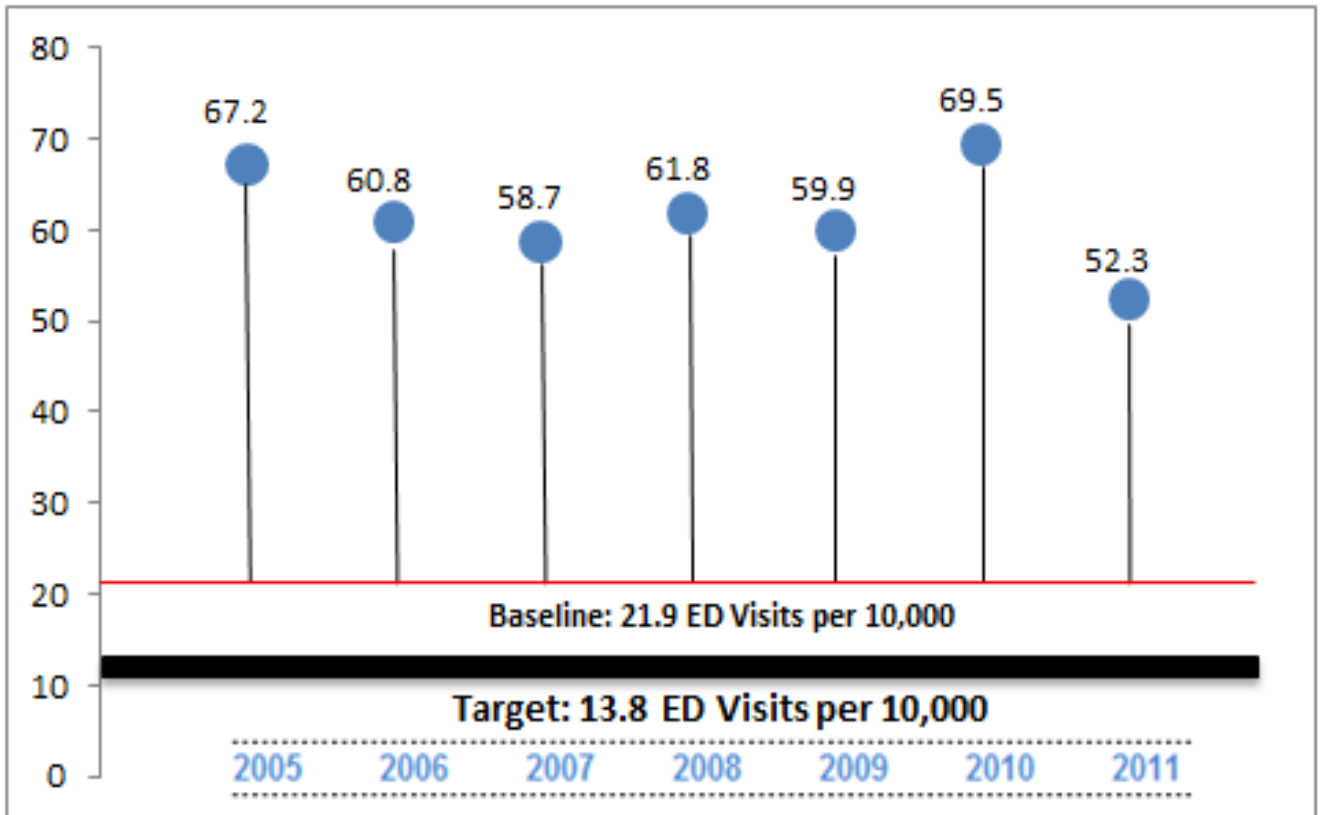
Baseline: 57.0 ED visits for asthma per 10,000 children and adults aged 5 to 64 years occurred in 2005-07.

Data source Target and Baseline: National Hospital Ambulatory Medical Care Survey (NHAMCS), CDC, NCHS.

Data Source: Bureau of Cancer And Chronic Disease, Community Health Administration, District of Columbia Department of Health

US Healthy People 2020

Asthma emergency department visit rates per 10,000, 65 + years , District of Columbia vs. US baseline and target, 2002-2011



RD-3: Reduce emergency department (ED) visits for asthma.

RD-3.3 Reduce emergency department (ED) visits for asthma among adults aged 65 years and older.

Target: 13.8 ED visits per 10,000.

Baseline: 21.9 ED visits for asthma per 10,000 adults aged 65 years and older occurred in 2005-07.

Data source Target and Baseline: National Hospital Ambulatory Medical Care Survey (NHAMCS), CDC, NCHS.

Data Source: Bureau of Cancer And Chronic Disease, Community Health Administration, District of Columbia Department of Health

Number of leading hospitalization diagnoses, District of Columbia, 2011

Primary Diagnosis at Hospital Discharge Major Disease Category and ICD-9-CM Code Range		
1. Newborn Status, Uncomplicated	7,987	8.1%
2. Neurologic signs and symptoms	5,932	6.0%
3. Pregnancy and delivery, uncomplicated	5,217	5.3%
4. Abdominal pain	2,883	2.9%
5. Congestive heart failure	1,655	1.7%
6. Musculoskeletal disorders, other	1,230	1.2%
7. Nonfungal infections of skin and	1,229	1.2%
8. Fluid/electrolyte disturbances	1,180	1.2%
9. Gastrointestinal signs and symptoms	1,059	1.1%
10. Nausea, vomiting	1,030	1.0%
11. Asthma, w/o status asthmaticus	973	1.0%

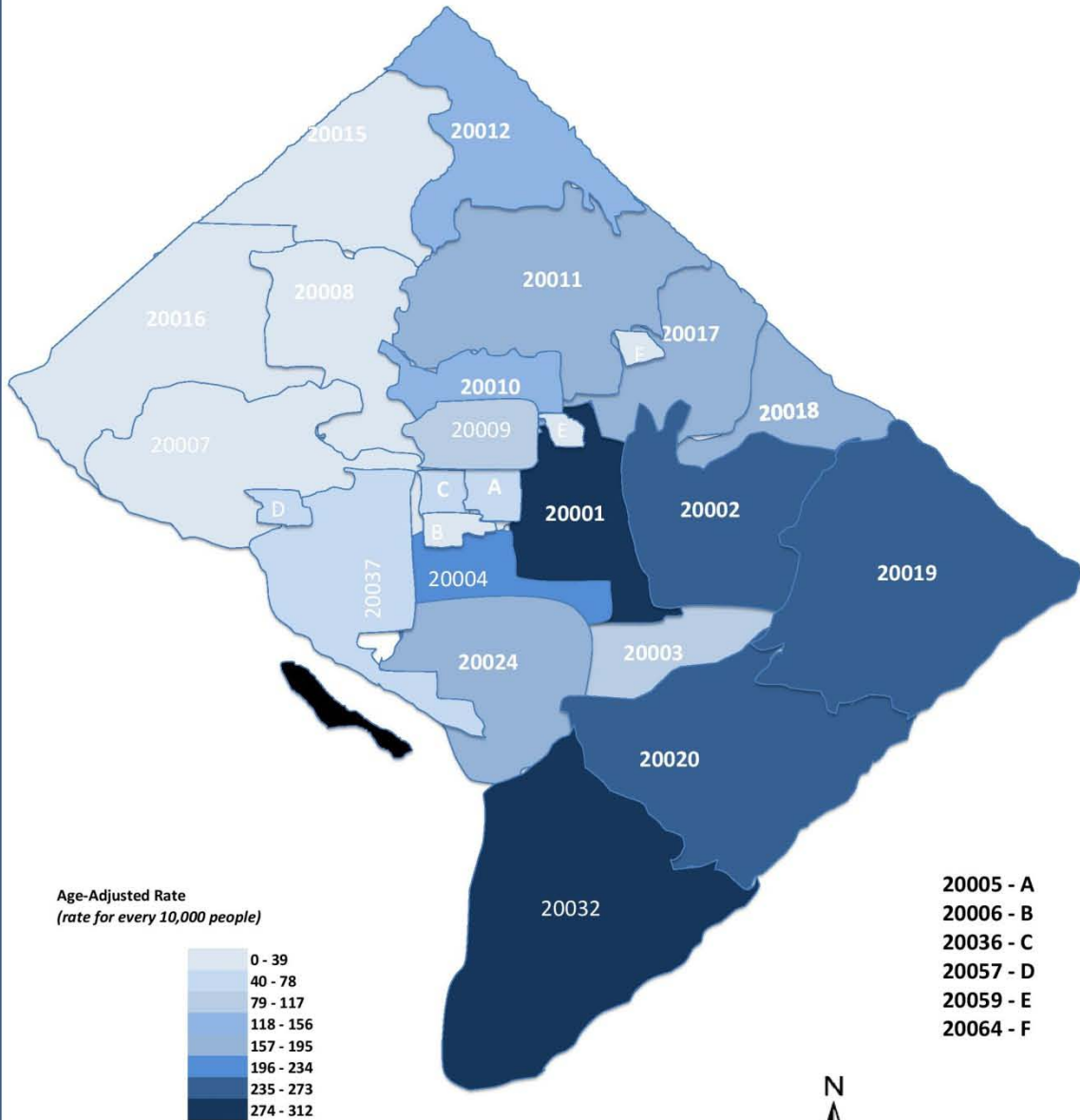
Data Source: Center for Policy, Planning, and Evaluation, District of Columbia, Department of Health

District of Columbia

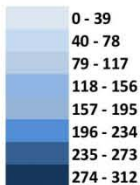
Males Asthma, Emergency Department Visit (ED) by Zip Code, Adjusted Visit Rate, 2009 - 2011.

Age-

Category: Asthma
 Description: Males Only / All Ages
 Specification: Year = 2009 - 2011
 visit to the ER CPT00= 99281-99288
 asthma ICD9 = 493.XX
Dataset: Improve Pediatric Asthma Care in the District of Columbia (Impact DC), Dec 2012



Age-Adjusted Rate
 (rate for every 10,000 people)



20005 - A
 20006 - B
 20036 - C
 20057 - D
 20059 - E
 20064 - F



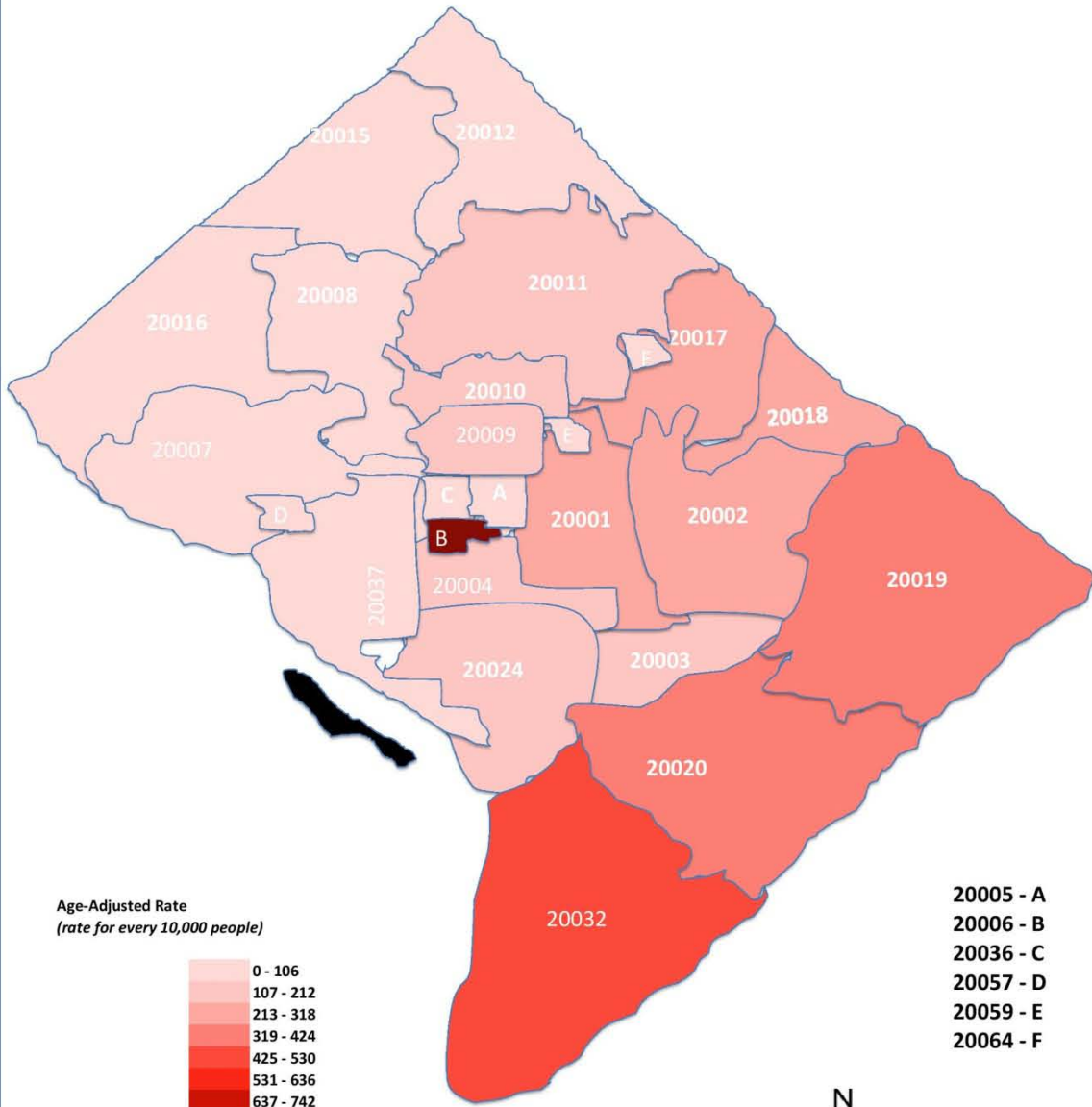
* All patients with a diagnosis of asthma as a first diagnostic present on claims.
 ** Rates are age-adjusted to the 2000 U.S. standard population

District of Columbia


Females Asthma, Emergency Department Visit (ED) by Zip Code, Adjusted Visit Rate, 2009 - 2011.

Age-

Category: Asthma
 Description: Females Only / All Ages
 Specification: Year = 2009 - 2011
 visit to the ER CPT00= 99281-99288
 asthma ICD9 = 493.XX
Dataset: Improve Pediatric Asthma Care in the District of Columbia (Impact DC), Dec 2012



- 20005 - A
- 20006 - B
- 20036 - C
- 20057 - D
- 20059 - E
- 20064 - F

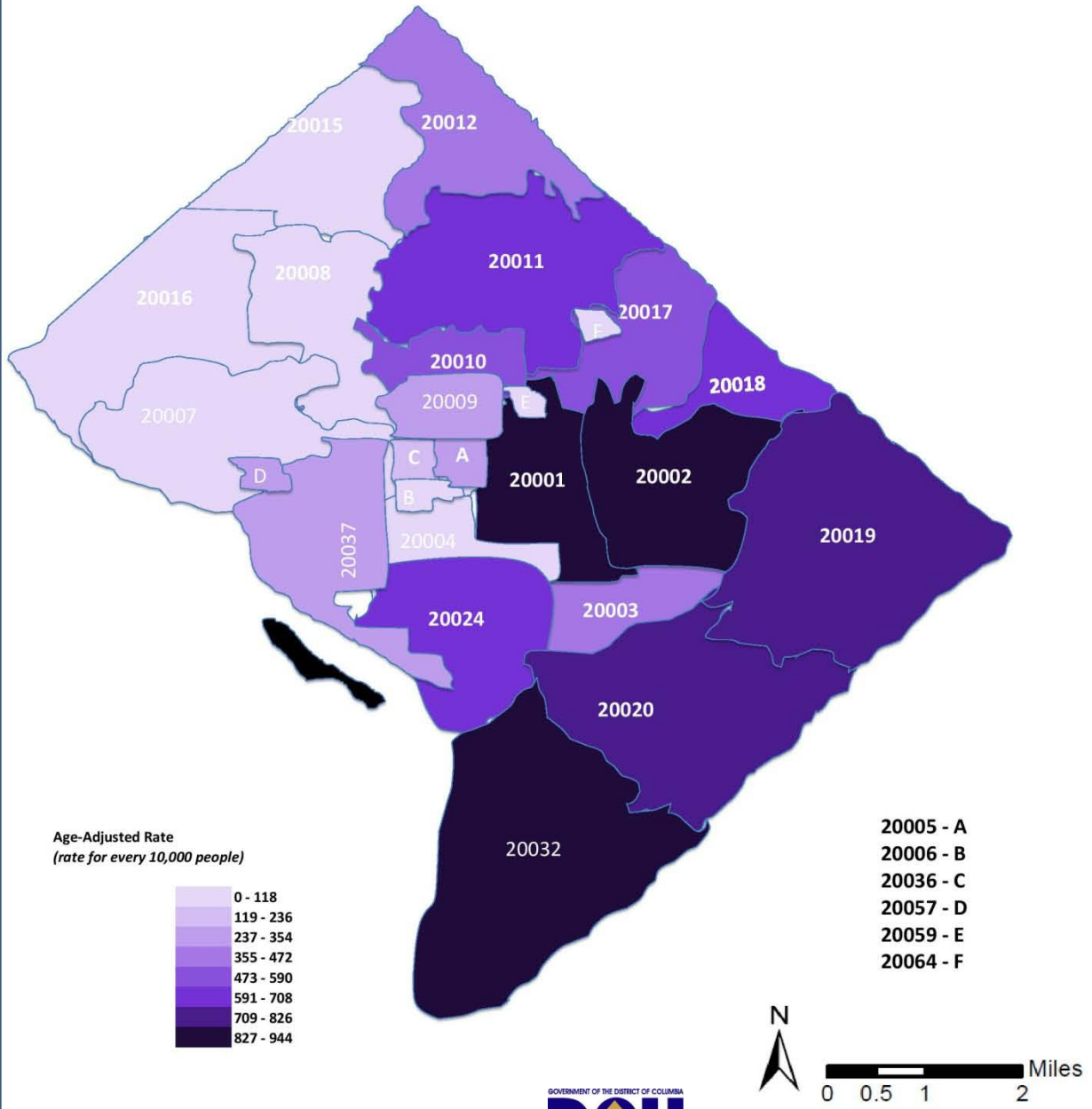


* All patients with a diagnosis of asthma as a first diagnostic present on claims.
 ** Rates are age-adjusted to the 2000 U.S. standard population

District of Columbia

Children Asthma, Emergency Department Visit (ED) by Zip Code, Age-Adjusted Visit Rate, 2009 - 2011.

Category: Asthma
 Description: Patients 00 - 17 Years , with asthma*
 Specification: Year = 2009 - 2011
 visit to the ER CPT00= 99281-99288
 asthma ICD9 = 493.XX
Dataset: Improve Pediatric Asthma Care in the District of Columbia (Impact DC), Dec 2012



* All patients with a diagnosis of asthma as a first diagnostic present on claims.
 ** Rates are age-adjusted to the 2000 U.S. standard population

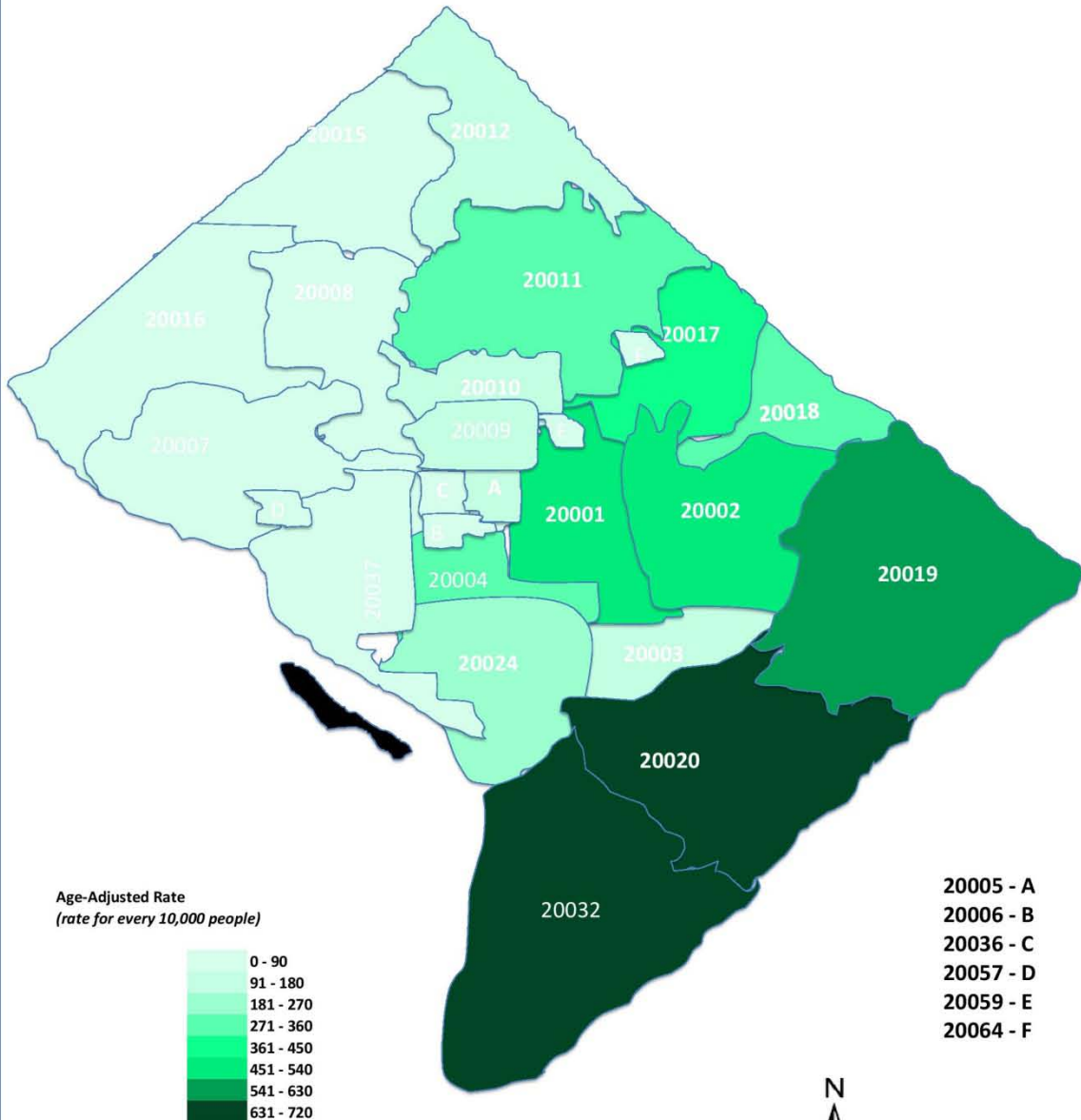


District of Columbia

Adult Asthma, Emergency Department Visit (ED) by Zip Code, Age-Adjusted Visit Rate, 2009 - 2011.

Category: Asthma
 Description: Patients age (≥18 - 64), with asthma*
 Specification: Year = 2009 - 2011
 visit to the ER CPT00= 99281-99288
 asthma ICD9 = 493.XX

Dataset: Improve Pediatric Asthma Care in the District of Columbia (Impact DC), Dec 2012



Age-Adjusted Rate
 (rate for every 10,000 people)

20005 - A
 20006 - B
 20036 - C
 20057 - D
 20059 - E
 20064 - F



0 0.5 1 2 Miles



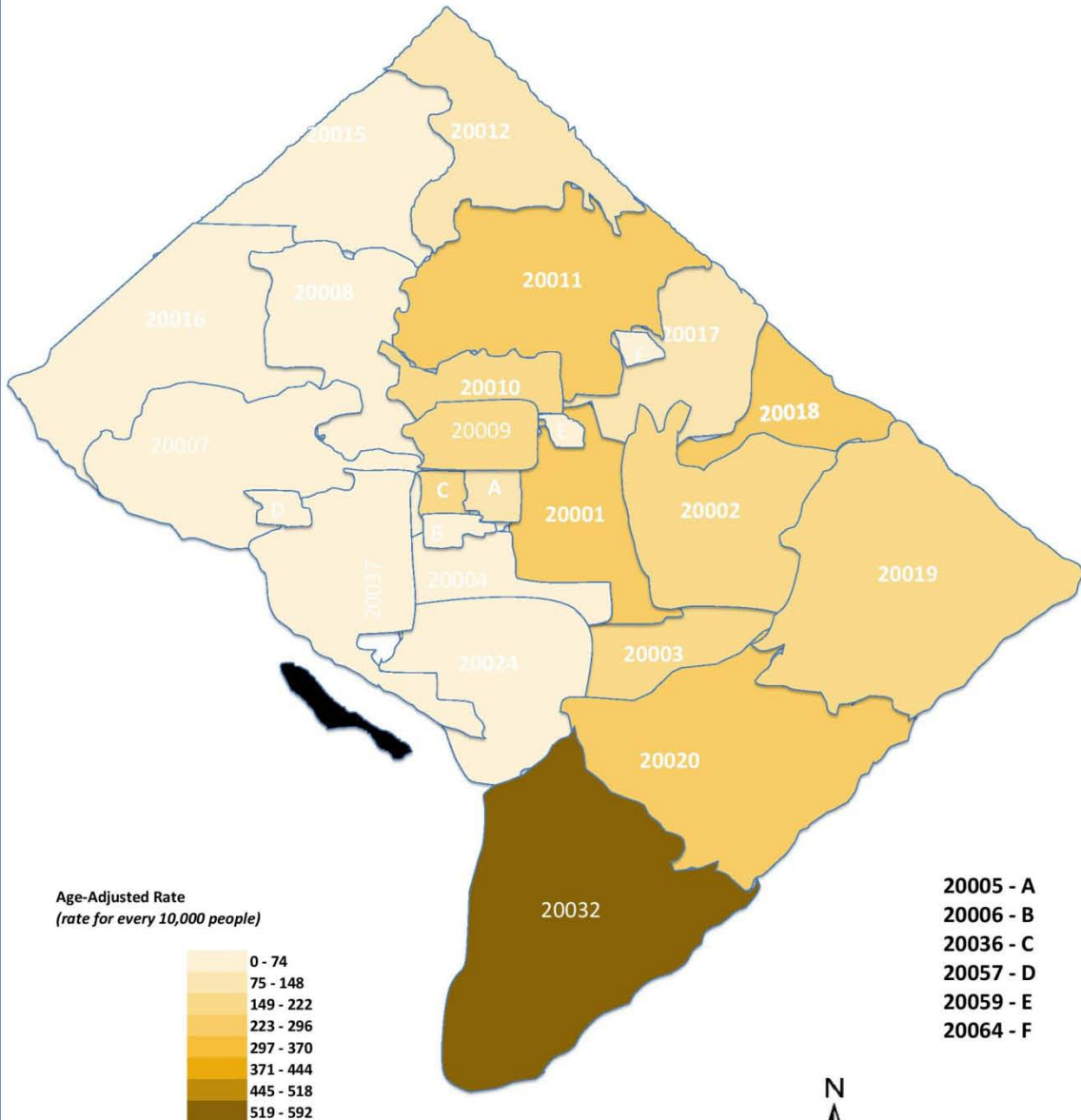
* All patients with a diagnosis of asthma as a first diagnostic present on claims.
 ** Rates are age-adjusted to the 2000 U.S. standard population

District of Columbia

Older Adult Asthma, Emergency Department Visit (ED) by Zip Code, Age-Adjusted Visit Rate, 2009 - 2011.

Category: Asthma
 Description: Patients age ≥65, with asthma*
 Specification: Year = 2009 - 2011
 visit to the ER CPT00= 99281-99288
 asthma ICD9 = 493.XX

Dataset: Improve Pediatric Asthma Care in the District of Columbia (Impact DC), Dec 2012



* All patients with a diagnosis of asthma as a first diagnostic present on claims.
 ** Rates are age-adjusted to the 2000 U.S. standard population