



# Annual Report on Crime & Crime Control 2014 Report



METROPOLITAN WASHINGTON

**Council of Governments**



Report Prepared by the Metropolitan Washington Council of Governments  
Police Chiefs Committee

Compiled By:

Amy Phillips, Metro Transit Police Department  
Melissa Schulze, Montgomery County Police Department  
Ashley Savage, Arlington County Police Department  
Dr. Chernoh Wurie, PhD, Prince William County Police Department  
Elliot Harkavy, Council of Governments

Photo Credits

Front Cover: Prince George's County Police Department

Alternative formats of this document are available upon request; see  
[www.mwcog.org/accommodations](http://www.mwcog.org/accommodations) or call 202.962.3300 or 202-962.3213 (TDD).

**Metropolitan Washington Council of Governments**

777 North Capitol Street NE, Suite 300

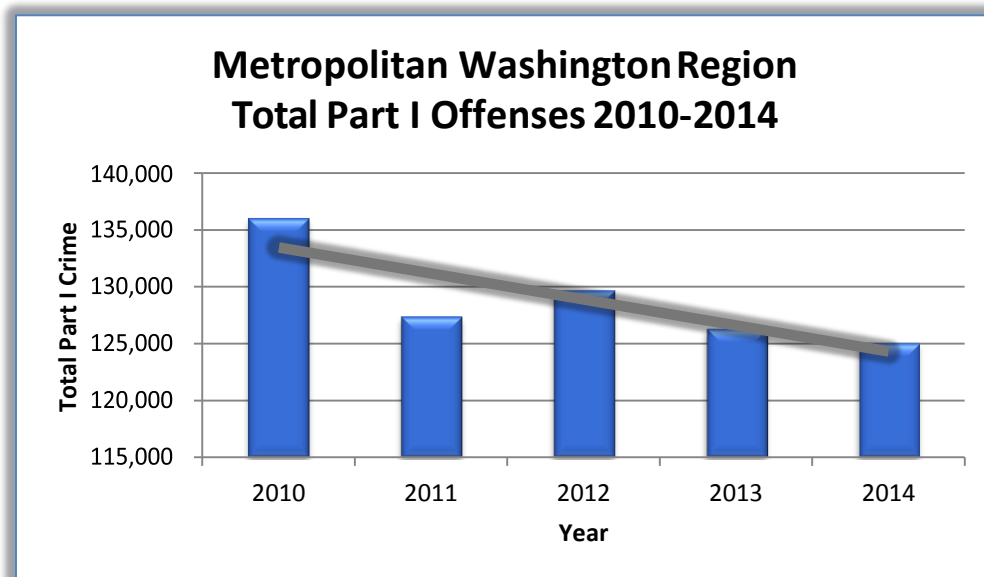
Washington, DC 20002

[www.mwcog.org](http://www.mwcog.org)

## OVERVIEW: 2014 At-a-Glance

The Metropolitan Washington Council of Governments' (MWCOC) 2014 Annual Report on Crime and Crime Control is based on crime incidents reported by member agencies in the metropolitan region. The annual report focuses on Part I offenses as defined by the Federal Bureau of Investigation. This includes the crimes against persons: homicide, rape, robbery, and aggravated assault, and the crimes against property: burglary, larceny, and motor vehicle theft.

Crime statistics should be viewed in context with environmental influences. Factors such as changes in legislation, reporting requirements, demographics, the economy, and/or changes in police policies and resources may influence the number of crimes reported in any jurisdiction. It is also important to consider crime trends over multiple years.



**Part I crime has declined 8.02%  
since 2010.**

## Part I Crime Offenses: 2014

COG DEPARTMENTS	REPORTING METHOD	HOMICIDE	RAPE	ROBBERY	AGG ASSAULT	BURGLARY	LARCENY	M/V THEFTS	TOTAL OFFENSES	CRIMES PER 1000	POPULATION
Metropolitan Police Department	UCR/OTHER*	105	470	3,368	4,004	3,187	25,881	3,141	40,156	60.945	658,893
Bladensburg Police Department	UCR	1	3	34	50	57	222	82	449	51.058	8,794
Bowie Police Department	UCR	1	1	34	30	135	643	67	911	16.646	54,727
Charles County Sheriff's Office	UCR	3	22	140	333	483	2,086	148	3,215	21.349	150,592
Frederick County Sheriff's Office	UCR	1	18	21	165	331	1,462	33	2,031	8.350	243,241
Frederick Police Department	UCR	1	18	82	187	203	1,312	38	1,841	27.366	67,273
Greenbelt Police Department	UCR	1	10	55	26	130	577	84	883	37.174	23,753
Montgomery County Department of Police	UCR	19	116	620	892	2,299	12,949	705	17,600	17.080	1,030,447
Gaithersburg Police Department**	UCR	2	6	38	151	123	1,251	56	1,627	24.768	65,690
Rockville City Police Department**	UCR	0	10	47	40	139	943	55	1,234	19.281	64,000
Prince George's County Police Department	UCR	39	171	1,461	1,490	3,809	12,599	3,553	23,122	25.565	904,430
Takoma Park Police Department	UCR	1	3	35	17	125	430	53	664	38.830	17,100
Alexandria Police Department	NIBRS	4	15	139	104	257	2,546	253	3,318	22.978	144,400
Arlington County Police Department	NIBRS	1	27	110	141	206	3,233	145	3,863	17.967	215,000
City of Fairfax Police Department	NIBRS	0	2	8	9	27	416	18	480	19.410	24,730
Fairfax County Police Department	NIBRS	10	76	399	405	912	13,168	733	15,703	14.068	1,116,200
Falls Church City Police Department	NIBRS	0	3	8	8	4	218	11	252	20.435	12,332
Loudoun County Sheriff's Office	NIBRS	3	42	48	115	181	2,425	107	2,921	8.307	351,611
City of Manassas Police Department	NIBRS	1	15	44	60	99	633	30	882	21.085	41,830
Manassas Park Police Department	NIBRS	0	4	9	15	25	133	8	194	12.785	15,174
Prince William County Police Department	NIBRS	6	58	204	476	641	4,911	285	6,581	15.568	422,727
<b>SUBTOTAL</b>		<b>197</b>	<b>1,074</b>	<b>6,819</b>	<b>8,527</b>	<b>13,111</b>	<b>85,844</b>	<b>9,494</b>	<b>125,066</b>	<b>22.726</b>	<b>5,503,254</b>
<b>ASSOCIATE DEPARTMENTS</b>	<b>REPORTING METHOD</b>	<b>HOMICIDE</b>	<b>RAPE</b>	<b>ROBBERY</b>	<b>AGG ASSAULT</b>	<b>BURGLARY</b>	<b>LARCENY</b>	<b>M/V THEFTS</b>	<b>TOTAL OFFENSES</b>		
Fauquier County Sheriff's Office	NIBRS	1	5	1	14	54	347	14	436		
FBI Police	OTHER	0	0	1	1	0	6	0	8		
Federal Protective Service	OTHER	3	2	17	48	52	978	18	1,118		
MNCPPC Police (Montgomery County)	UCR	0	2	9	13	13	145	0	182		
MNCPPC Police (Prince George's County)	UCR	3	3	34	46	15	218	4	323		
Maryland State Police***	UCR	2	1	6	85	62	178	33	367		
Metro Transit Police	NIBRS	0	2	282	108	4	1,055	106	1,557		
Metro. Wash. Airports Authority Police	NIBRS	0	0	0	3	1	461	102	567		
National Institutes of Health Police	UCR	0	0	0	3	0	77	0	80		
Naval Criminal Investigative Service	OTHER	2	14	0	26	4	11	0	57		
Pentagon Force Protection Agency	OTHER	0	0	0	0	0	53	1	54		
U.S. Capitol Police	OTHER	0	0	1	1	3	147	6	158		
U.S. Park Police	UCR	4	7	55	76	24	544	19	729		
Virginia Dept. of Alcoholic Beverage Control	OTHER	0	0	0	0	0	3	0	3		
Virginia State Police (Div. 7)	NIBRS	2	3	0	18	11	21	7	62		
<b>SUBTOTAL</b>		<b>17</b>	<b>39</b>	<b>406</b>	<b>442</b>	<b>243</b>	<b>4,244</b>	<b>310</b>	<b>5,701</b>		
<b>GRAND TOTAL</b>		<b>214</b>	<b>1,113</b>	<b>7,225</b>	<b>8,969</b>	<b>13,354</b>	<b>90,088</b>	<b>9,804</b>	<b>130,767</b>		

### Footnotes

*	The DC Metropolitan Police Department provides official crime statistics through the DC Crime Index, with the exception of rape, aggravated assault, and larceny, which are provided through UCR.
**	Data provided by Gaithersburg and Rockville is reported to the state by Montgomery County.
***	This includes figures from the College Park, Frederick, Forestville, LaPlate, & Rockville Barracks. This is the first year that the Frederick and LaPlata Barracks have been included.

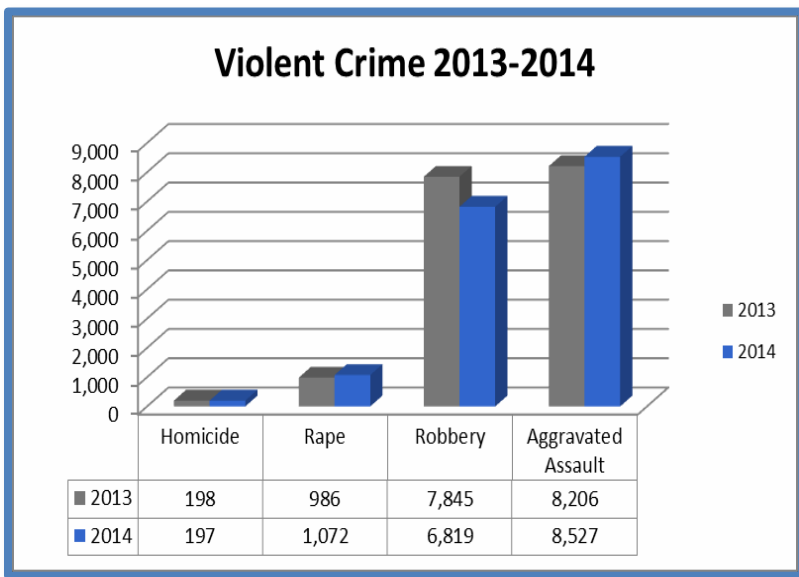
## Part I Arrests: 2014

COG DEPARTMENTS	REPORTING METHOD	HOMICIDE	RAPE	ROBBERY	AGG ASSAULT	BURGLARY	LARCENY	M/V THEFTS	TOTAL ARRESTS
Metropolitan Police Department	UCR	72	89	907	339	321	2,217	55	4,000
Bladensburg Police Department	UCR	1	0	12	12	13	24	1	63
Bowie Police Department	UCR	1	0	15	16	24	142	0	198
Charles County Sheriff's Office	UCR	4	14	66	92	114	98	8	396
Frederick County Sheriff's Office	UCR	1	4	11	65	115	413	5	614
Frederick Police Department	UCR	0	5	51	95	74	284	3	512
Greenbelt Police Department	UCR	0	1	12	14	30	84	8	149
Montgomery County Department of Police	UCR	15	29	329	432	560	2,766	130	4,261
<i>Gaithersburg Police Department*</i>	UCR	1	4	28	56	27	465	7	588
<i>Rockville City Police Department**</i>	UCR	0	0	29	15	51	92	13	200
Prince George's County Police Department	UCR	43	41	413	671	333	1,577	156	3,234
Takoma Park Police Department	UCR	0	1	5	10	5	10	3	34
Alexandria Police Department	NIBRS	4	10	49	54	50	411	25	603
Arlington County Police Department	NIBRS	1	7	44	85	36	629	22	824
City of Fairfax Police Department	NIBRS	0	1	3	8	4	109	3	128
Fairfax County Police Department	NIBRS	14	17	229	392	328	4,800	170	5,950
Falls Church City Police Department	NIBRS	0	0	2	31	3	37	1	74
Loudoun County Sheriff's Office	NIBRS	2	13	35	92	55	631	19	847
City of Manassas Police Department	NIBRS	6	2	19	69	31	124	3	254
Manassas Park Police Department	NIBRS	0	2	15	13	13	31	9	83
Prince William County Police Department	NIBRS	8	33	120	234	150	1,115	63	1,723
<b>SUBTOTAL</b>		<b>172</b>	<b>269</b>	<b>2,337</b>	<b>2,724</b>	<b>2,259</b>	<b>15,502</b>	<b>684</b>	<b>23,947</b>
<b>ASSOCIATE DEPARTMENTS</b>	<b>REPORTING METHOD</b>	<b>HOMICIDE</b>	<b>RAPE</b>	<b>ROBBERY</b>	<b>AGG ASSAULT</b>	<b>BURGLARY</b>	<b>LARCENY</b>	<b>M/V THEFTS</b>	<b>TOTAL ARRESTS</b>
Fauquier County Sheriff's Office	NIBRS	1	1	0	9	10	59	0	80
FBI Police	OTHER	0	0	0	0	0	0	0	0
Federal Protective Service	OTHER	2	0	3	20	7	28	2	62
M-NCPPC Police (Montgomery County)	UCR	0	0	5	1	4	18	0	28
M-NCPPC Police (Prince George's County)	UCR	0	1	11	12	0	16	1	41
Maryland State Police**	UCR	3	0	0	56	7	51	19	136
Metro Transit Police	NIBRS	0	1	55	49	1	120	11	237
Metro. Wash. Airports Authority Police	NIBRS	0	0	0	3	0	47	30	80
National Institutes of Health Police	UCR	0	0	0	1	0	1	0	2
Naval Criminal Investigative Service	OTHER	2	10	0	19	1	3	0	35
Pentagon Force Protection Agency	OTHER	0	0	0	0	0	0	0	0
U.S. Capitol Police	OTHER	0	0	1	1	2	9	7	20
U.S. Park Police	UCR	2	4	25	26	9	45	9	120
Virginia Dept. of Alcoholic Beverage Control	OTHER	0	0	0	0	0	3	0	3
Virginia State Police (Div. 7)	NIBRS	0	0	0	3	0	1	3	7
<b>SUBTOTAL</b>		<b>10</b>	<b>17</b>	<b>100</b>	<b>200</b>	<b>41</b>	<b>401</b>	<b>82</b>	<b>851</b>
<b>GRAND TOTAL</b>		<b>182</b>	<b>286</b>	<b>2,437</b>	<b>2,924</b>	<b>2,300</b>	<b>15,903</b>	<b>766</b>	<b>24,798</b>



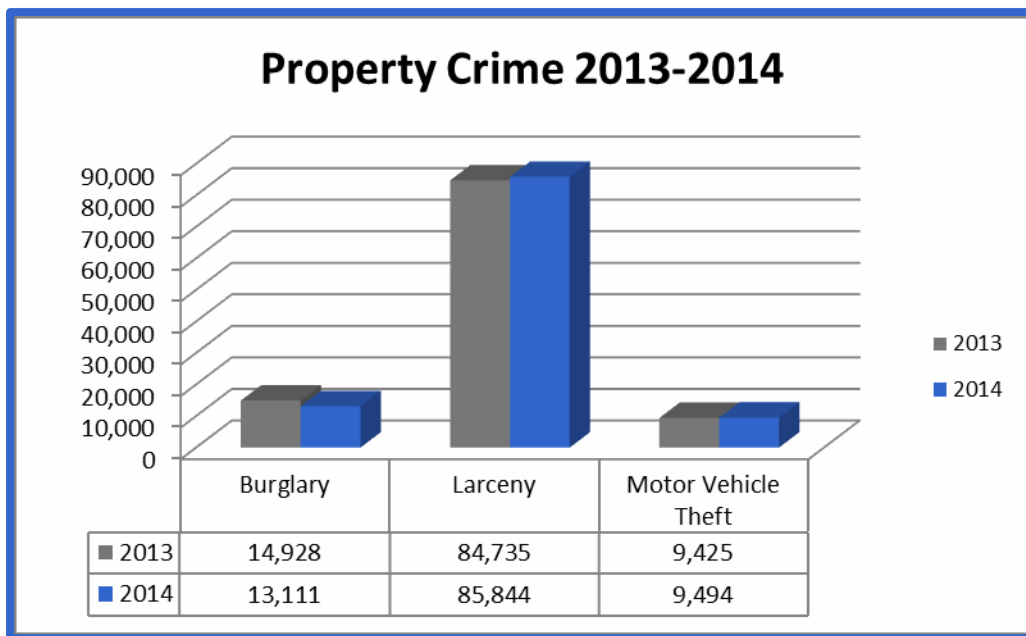
In 2014, the metropolitan Washington region recorded 125,064 total Part I offenses, a 1 % reduction from 2013 levels (126,323) and 8.02% less than 2010 levels (135,974). From 2013 to 2014, the region experienced increases in the following:

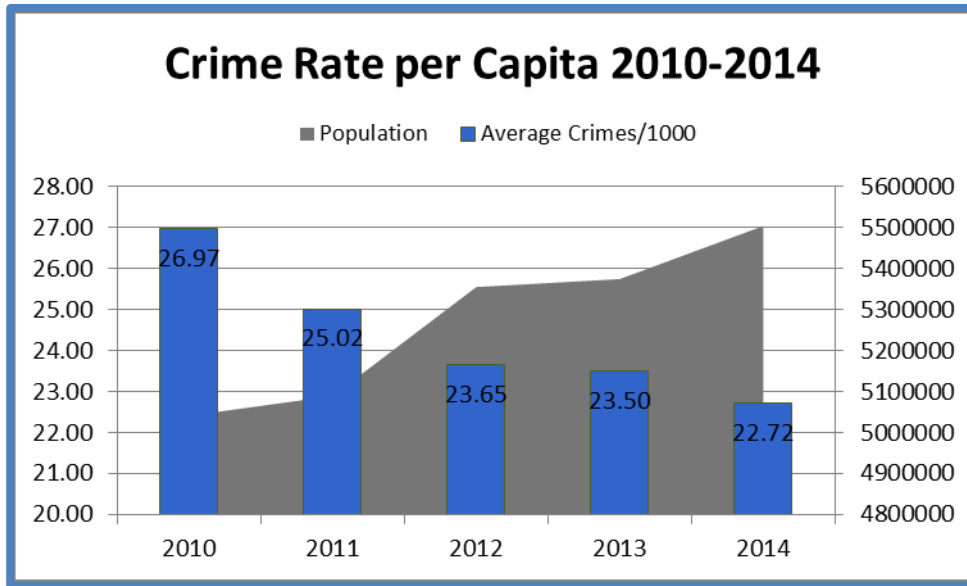
- Rapes (+86 or 8.7%)
- Aggravated assaults (+321 or 3.9%)
- Larcenies (+1,109 or 1.3%)
- Motor vehicle thefts (+ 69 or .73%)



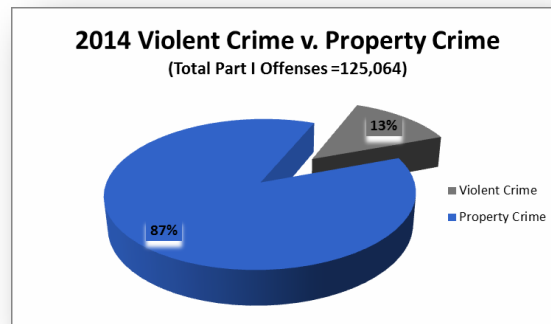
Although this is the smallest reduction the region has seen in the last several years, it should be noted that the metropolitan region is currently at a 5-year low in the Part I offense categories of robbery (-21.82%) and burglary (-29.04%).

For the first time since 2011-2012, the metropolitan region experienced a slight rise in number of property crimes, driven by increases in larceny and motor vehicle thefts. However, the number of property crimes that occurred in 2014 is still 8.4% less than five years ago, a significant accomplishment given the number of people who live in and visit the region.





The crime rate per capita is a commonly accepted measure of crime and may serve as a basic indicator of overall crime trends. Over the last five years, the population in the metropolitan Washington region has increased 9.2%, yet the crime rate per capita continues to decline. Since 2010, the crime rate per capita has dropped from 26.97 crimes per 1,000 people to 22.72 crimes per 1,000. This is a positive sign but it is important to remember that the crime rate is based only on Part I crimes and does not serve as a comprehensive tracking of all crime. Furthermore, departments in this region report offenses under different programs, which also causes discrepancies in data comparison and analysis. Consistently, however, over the last decade, property crime has accounted for 87% of reported crime in the greater Washington region, while violent crime constituted only 13%.



# Calls for Service & Staffing

CALLS FOR SERVICE AND AUTHORIZED STRENGTH			
COG DEPARTMENT	CALLS	SWORN	CIVILIAN
Metropolitan Police Department	668,029	3,984	429
Bladensburg Police Department	8,794	20	8
Bowie Police Department	24,090	58	6
Charles County Sheriff's Office	249,439	301	182
Frederick County Sheriff's Office	96,649	182	88
Frederick Police Department	98,850	142	48
Greenbelt Police Department	25,654	53	17
Montgomery County Dept. of Police	216,435	1,267	535
Gaithersburg Police Department	32,915	56	11.5
Rockville City Police Department	31,240	59	34
Prince George's County Police Dept.	349,158	1,686	234
Takoma Park Police Department	7,839	42	18
Alexandria Police Department	77,546	304	106
Arlington County Police Department	89,426	361	99.5
City of Fairfax Police Department	14,186	65	19
Fairfax County Police Department	447,818	1,368	346
Falls Church City Police Department	23,840	32	12.4
Loudoun County Sheriff's Office	169,836	359	113
City of Manassas Police Department	51,143	96	31.25
Manassas Park Police Department	21,958	32	12
Prince William County Police Dept.	214,050	635	222
SUBTOTAL	2,918,895	11,102	2,571.65

ASSOCIATE DEPARTMENTS			
Fauquier County Sheriff's Office	68,496	129	43
FBI-Police	1,911	141	0
Federal Protective Service	262,613	<i>unk</i>	<i>unk</i>
M-NCPPC Police (Montgomery County)	89,510	92	21
M-NCPPC Police (Prince George's County)	71,597	111	27
Metro Transit Police	72,360	490	255
Metro. Wash. Airports Authority Police	79,855	225	46
National Institutes of Health Police	17,040	88	26
Pentagon Force Protection Agency	23,795	790	75
U.S. Park Police	52,221	588	87
Virginia Dept. of Alcoholic Beverage Control	295	21	2.5
Virginia State Police (Div. 7)	193,622	267	49
SUBTOTAL	933,315	2,942	632
GRAND TOTAL	<b>3,852,210</b>	<b>14,044</b>	<b>3,203.15</b>



# Back to Basics – Crime Tips


There are a number of actions you can take to increase the safety of you and your loved ones. Reduce your risk of becoming a victim of crime by reviewing the below safety tips. Always trust your judgment and if something doesn't seem right, it might not be. Please, report suspicious activity or persons by calling your local police department using 911.

## Personal Safety

- Always be aware of your surroundings and the people around you.
- Walk with a friend, whenever possible.
- When walking, limit your use of mobile devices that may distract you.
- If you are going to be away for a period of time, let friends and family know of your whereabouts.

## Home Safety

- Install and use locks on your doors and windows.
- Keep doors locked, whether you are home or not.
- Before opening the door, check to see who it is before opening. If you do not know the individual, ask for identification.
- Maintain good lighting around entrances.
- Leave a light, radio, or TV on, or use timers, if you are going to be gone for an extended period of time.
- Do not leave spare keys in areas easily accessible. Instead, consider providing spare keys to trusted friends or neighbors.
- Make sure your mail is taken care of if you are away.
- Call the police immediately when you see suspicious persons or activities.



## Vehicle Safety

- Lock your doors when driving.
  - Have your keys in your hand as you approach your vehicle.
  - Check the inside of your vehicle prior to entering.
  - Park in well-lit, heavily traveled areas.
  - Remove valuables from your vehicle. If you must keep items in your car, keep them out of sight by placing them in your trunk or glove compartment.
- 
- After parking, ensure doors are locked and windows are closed.
  - Don't leave your keys in your car while it is running. When you park your car, take the keys. According to the Washington Area Vehicle Enforcement Task Force, the vast majority of vehicle thefts in the area involve cars left running with the keys inside.
  - Keep emergency kits containing a flashlight, flares, and other essentials in your vehicle.

# Back to Basics – Crime Tips

## ATM Safety Tips

- Make sure you have memorized your personal identification number (PIN). Never write it down on your ATM card or keep it with the card. Never tell anyone your code or let them enter your code for you.
- Do not give out information about your PIN over the telephone—banks will never request such information.
- Try to use machines you are familiar with, and use terminals located in banks rather than independent terminals.
- Be aware of your surroundings. Look around before conducting a transaction. If you see anyone or anything suspicious, cancel your transaction and go to another ATM.
- If you must use an ATM after hours, make sure it's well lighted.
- Use your body as a shield when making a transaction at the ATM.
- Never walk away from an ATM with cash still in hand. If you are going to count your money, do so at the ATM. Then take the time to put your money away before leaving.
- When making an ATM transaction from your car, be aware of your surroundings. Keep your eyes and ears open, and keep car doors locked.
- Report any lost or stolen cards as soon as you discover they're missing.
- Check your receipts against your monthly statements to guard against ATM fraud.
- Shred your ATM receipts when you no longer need them.

## Never...

- Carry large amounts of money with you.
- Leave your purse or wallet unattended in public.
- If someone attempts to steal your property, never fight.
- If you are robbed or assaulted, report the crime to the police. Try to describe the attacker accurately. Your actions can help prevent someone else from becoming a victim.



# Policing in the 21<sup>st</sup> Century

In the wake of several high profile police-related deaths involving minority men, demonstrations and protests over police use of force erupted throughout the country, exposing rifts in the relationships between local police and the communities they serve. These protests sparked nationwide discussions on law enforcement procedures and race relations. To address these issues, President Barack Obama formed the *Task Force on 21<sup>st</sup> Century Policing*, which underscored the need for law enforcement to strengthen community policing and trust with those they are sworn to protect. The final report of the President's task force was published recently and offered recommendations and a series of action items organized around six topical "pillars": building trust and legitimacy, policy and oversight, technology and social media, community policing and crime reduction, officer training and education, and officer safety and wellness.

Trust between law enforcement and the people they protect and serve is essential to the stability of our communities and the safe and effective delivery of policing services. Law enforcement agencies in the metropolitan Washington region serve a large and diverse population, and have already built many good relationships around these pillars and experienced successes on many fronts, as demonstrated in some of the annual achievements below:

- Law enforcement agencies in the metropolitan Washington region recognize that to best serve their communities, they need to involve residents and community stakeholders in a collaborative

manner. While community policing has been a fundamental philosophy and strategy in law enforcement, the recent protests have highlighted the need to break down traditional barriers between law enforcement and citizens, especially in minority neighborhoods. The Arlington County Police Department conducted a series of community forums that focused on the developing trust and confidence in the criminal justice system.



- The Fairfax County Police Department recognized the existing diversity gaps between the police and the community they serve, and in an effort to improve recruitment, the Chief of Police instituted the [Council on Diversity Recruitment](#). The Chief's Council consists of prominent citizens and business leaders who bring networking opportunities to the Department, and provide valuable insight into the many cultures throughout the County. In 2014, the Council developed a strategic plan to support the Department's efforts in diversity recruitment and to hold the agency accountable for meeting its goal of having a department that is representative of the community it serves.

# Policing in the 21<sup>st</sup> Century

- Police departments in the metropolitan region have been effective at responding to trends and addressing offenses that have traditionally been very high in this area, like robbery and motor vehicle theft. In the District of Columbia, the Metropolitan Police Department (MPD) has been successful in driving serious violent crime down over the last several years, due in part to the specially-trained Nightlife Unit, which had a substantial impact on robberies in all of MPD's districts. Despite an overall decline in gun violence, the District, and many other jurisdictions experienced a significant increase in family violence, including intimate partner violence, child abuse, and neglect. This problem is often beyond the reach of the police department to prevent, rooted indoors, in families that sometimes have histories of violence. Last year, the MPD launched the *Youth Creating Change* program, which helps young adults develop skills and abilities in the areas of leadership, teamwork, and community development. This program proactively engages youth known to face persistent violence in an effort to prevent future violence.
- In 2014, the Metro Transit Police Department implemented the *Respect Your Ride* campaign, an education and outreach program that engaged youth in open discussion about appropriate behavior on public transportation and how to stay safe. The program was designed specifically to improve the safety and security of student riders and minimize youth disorder in the Metro system. Transit officers have attended nearly 100 school presentations, back-to-school nights, youth council meetings, and the Mayor's Youth Town Hall in the District of Columbia.
- In 2014, after three consecutive years of increasing heroin overdoses, the Frederick County Sheriff's Office met this health epidemic head on and became one of the first local law enforcement agencies to provide naloxone (Narcan) training to its deputies. Heroin and other drug addictions can drive up the number of crimes such as burglary and theft. To address the increasing crime rates and overdoses, and in coordination with the Frederick County Health Department, the Sheriff's Office trained 130 deputies in the administration of naloxone, an opiate antidote, to overdose victims they may come into contact with during the tour of duty. This was an effective crime-reduction strategy; Part I offenses declined in Frederick County in 2014, and a number of other departments have also implemented similar overdose prevention programs.
- In Prince William County, after conducting several large heroin busts in a short period of time, the police department began taking a new approach towards the heroin epidemic. After arrest, the suspects were given the opportunity to meet with a chaplain who immediately takes them to a drug treatment counselor rather than going directly to jail. This smart policing initiative is a partnership with the Community Services Board that helps break the cycle of arrest, release, addiction, and arrest, by treating suspects at the same time they are facing prosecution. This practice will be applied whenever feasible when dealing with highly addictive illegal drugs.

# Policing in the 21<sup>st</sup> Century

- Crisis Intervention Training (CIT) programs are local initiatives designed to improve the way law enforcement and the community responds to people experiencing mental health crises. They are built on strong partnerships between law enforcement, mental health provider agencies and individuals and families affected by mental illness. It recruits, trains and supports law enforcement to respond effectively to incidents involving individuals experiencing a mental health crisis. As a result, those individuals will not be unnecessarily jailed because of behavior resulting from their illness but will instead gain access to emergency, inpatient, and community-based mental health treatment services. The [Montgomery County Police Department's Crisis Intervention Team](#) (CIT) offers 40 hours of training on mental illness, including role playing, de-escalation techniques, and learning firsthand from experiences of people with mental illness. To date, MCPD has trained over 600 of its officers. Several other jurisdictions have implemented similar CIT programs, and have set specific goals in order to have approximately 25-30% of their sworn staff certified in CIT.
- In Maryland, the State Police and Maryland Coordination and Analysis Center, in partnership with several other agencies, implemented a video-sharing situational awareness tool to enhance the regional response to crises and planned special events. In 2014, *MView* increased access for more than 100 federal, state, county, and municipal organizations throughout the region to over 3,000 live streaming video cameras.
- There are several departments in the region that have implemented body-worn camera programs, or are involved in pilot programs to evaluate the integration of cameras into their daily operations. Based on the experience of other law enforcement agencies across the country that have implemented body-worn camera programs, the initial findings indicate a reduction in citizen complaints, resolving officer-involved incidents more expeditiously, increased accountability and transparency, and identifying and correcting internal agency problems, such as officer training and policy issues. By providing a video record of police activity, body-worn cameras have made police operations more transparent to the public and have helped resolve questions following encounters between officers and members of the public. Body-worn cameras are helping to prevent problems from arising in the first place by increasing officer professionalism, helping agencies evaluate and improve officer performance, and allowing agencies to identify and correct organizational problems within the department. Using body-worn cameras can help improve law enforcement operations in several important ways, including:
  - Documenting encounters between police and the public;
  - Investigating and resolving complaints and officer-involved incidents;
  - Reducing violent interactions between officers and the public;
  - Documenting evidence;
  - Preventing and resolving complaints brought by members of the public; and
  - Strengthening police transparency, performance and accountability.

# Policing in the 21<sup>st</sup> Century

Moving forward, it is incumbent on all law enforcement agencies to assess their current policies, procedures, and practices in light of the recommendations made in the task force's final report. Many of the recommendations are focused around accountability, building trust, community engagement, and being sensitive to community concerns so that agency policies, procedures, programs, and training, and to the extent practicable, reflect the community's input and values. The metropolitan region has a strong foundation, built on many of the pillars that national leaders have announced and support.

Policing in the future requires a renewed commitment to forming and nurturing strategic relationships with various community stakeholders. Law enforcement agencies continue to learn the importance of community partners in developing and implementing effective crime control strategies. Effective partnerships contribute to police-community cooperation, including the flow of information about crimes and suspects; facilitate mutual respect among officers and the communities they protect and serve; and can be a force multiplier that allows law enforcement to tap into valuable community resources in efforts to prevent and deter crime.

Agencies are encouraged to put in place programs designed to promote positive interactions between police and communities; to adopt and use new technologies to enhance public trust and public safety; to provide opportunities for additional training on a range of topics, including leadership, for police at all levels.

# Policing in the 21<sup>st</sup> Century



# Part I Offenses by Department

## District of Columbia

DC METROPOLITAN P.D.				
	2014	2013	INC/DEC	%
HOMICIDE	105	104	1	1%
RAPE	470	393	77	20%
ROBBERY	3,368	4,093	-725	-18%
AGG ASSAULT	4,004	3,725	279	7%
BURGLARY	3,187	3,350	-163	-5%
LARCENY	25,881	22,987	2,894	13%
M/V THEFTS	3,141	2,653	488	18%
<b>Total Part I</b>	<b>40,156</b>	<b>37,305</b>	<b>2,851</b>	<b>8%</b>

## Maryland

BLADENSBURG P.D.				
	2014	2013	INC/DEC	%
HOMICIDE	1	1	0	0%
RAPE	3	2	1	50%
ROBBERY	34	43	-9	-21%
AGG ASSAULT	50	51	-1	-2%
BURGLARY	57	106	-49	-46%
LARCENY	222	213	9	4%
M/V THEFTS	82	72	10	14%
<b>Total Part I</b>	<b>449</b>	<b>488</b>	<b>-39</b>	<b>-8%</b>

BOWIE P.D.				
	2014	2013	INC/DEC	%
HOMICIDE	1	0	1	0%
RAPE	1	6	-5	-83%
ROBBERY	34	28	6	21%
AGG ASSAULT	30	27	3	11%
BURGLARY	135	155	-20	-13%
LARCENY	643	661	-18	-3%
M/V THEFTS	67	69	-2	-3%
<b>Total Part I</b>	<b>911</b>	<b>946</b>	<b>-35</b>	<b>-4%</b>

CHARLES COUNTY SHERIFF				
	2014	2013	INC/DEC	%
HOMICIDE	3	2	1	50%
RAPE	22	24	-2	-8%
ROBBERY	140	141	-1	-1%
AGG ASSAULT	333	374	-41	-11%
BURGLARY	483	657	-174	-26%
LARCENY	2,086	2,401	-315	-13%
M/V THEFTS	148	187	-39	-21%
<b>Total Part I</b>	<b>3,215</b>	<b>3,786</b>	<b>-571</b>	<b>-15%</b>

FREDERICK COUNTY SHERIFF				
	2014	2013	INC/DEC	%
HOMICIDE	1	4	-3	-75%
RAPE	18	10	8	80%
ROBBERY	21	30	-9	-30%
AGG ASSAULT	165	171	-6	-4%
BURGLARY	331	375	-44	-12%
LARCENY	1,462	1,343	119	9%
M/V THEFTS	33	79	-46	-58%
<b>Total Part I</b>	<b>2,031</b>	<b>2,012</b>	<b>19</b>	<b>1%</b>

FREDERICK P.D.				
	2014	2013	INC/DEC	%
HOMICIDE	1	1	0	0%
RAPE	18	7	11	157%
ROBBERY	82	98	-16	-16%
AGG ASSAULT	187	222	-35	-16%
BURGLARY	203	227	-24	-11%
LARCENY	1,312	1,504	-192	-13%
M/V THEFTS	38	61	-23	-38%
<b>Total Part I</b>	<b>1,841</b>	<b>2,120</b>	<b>-279</b>	<b>-13%</b>

GAITHERSBURG P.D.				
	2014	2013	INC/DEC	%
HOMICIDE	2	1	1	100%
RAPE	6	12	-6	-50%
ROBBERY	38	58	-20	-34%
AGG ASSAULT	151	94	57	61%
BURGLARY	123	192	-69	-36%
LARCENY	1,251	1,192	59	5%
M/V THEFTS	56	73	-17	-23%
<b>Total Part I</b>	<b>1,627</b>	<b>1,622</b>	<b>5</b>	<b>0%</b>

MONTGOMERY COUNTY P.D.				
	2014	2013	INC/DEC	%
HOMICIDE	18	8	10	125%
RAPE	116	130	-14	-11%
ROBBERY	620	747	-127	-17%
AGG ASSAULT	892	780	112	14%
BURGLARY	2,299	2,587	-288	-11%
LARCENY	12,949	12,085	864	7%
M/V THEFTS	705	861	-156	-18%
<b>Total Part I</b>	<b>17,599</b>	<b>17,198</b>	<b>401</b>	<b>2%</b>



## Maryland, continued

PRINCE GEORGE'S COUNTY P.D.				
	2014	2013	INC/DEC	%
HOMICIDE	39	51	-12	-24%
RAPE	171	146	25	17%
ROBBERY	1,461	1,583	-122	-8%
AGGASSAULT	1,490	1,722	-232	-13%
BURGLARY	3,809	4,543	-734	-16%
LARCENY	12,599	13,764	-1,165	-8%
M/V THEFTS	3,553	3,601	-48	-1%
<b>Total Part I</b>	<b>23,122</b>	<b>25,410</b>	<b>-2,288</b>	<b>-9%</b>

ROCKVILLE CITY P.D.				
	2014	2013	INC/DEC	%
HOMICIDE	0	0	0	0%
RAPE	10	6	4	67%
ROBBERY	47	57	-10	-18%
AGGASSAULT	40	46	-6	-13%
BURGLARY	139	199	-60	-30%
LARCENY	943	959	-16	-2%
M/V THEFTS	55	61	-6	-10%
<b>Total Part I</b>	<b>1,234</b>	<b>1,328</b>	<b>-94</b>	<b>-7%</b>

TAKOMA PARK P.D.				
	2014	2013	INC/DEC	%
HOMICIDE	1	1	0	0%
RAPE	3	2	1	50%
ROBBERY	35	36	-1	-3%
AGGASSAULT	17	20	-3	-15%
BURGLARY	125	125	0	0%
LARCENY	430	302	128	42%
M/V THEFTS	53	42	11	26%
<b>Total Part I</b>	<b>664</b>	<b>528</b>	<b>136</b>	<b>26%</b>



## Virginia

ALEXANDRIA P.D.				
	2014	2013	INC/DEC	%
HOMICIDE	4	5	-1	-20%
RAPE	15	14	1	7%
ROBBERY	139	115	24	21%
AGGASSAULT	104	114	-10	-9%
BURGLARY	257	251	6	2%
LARCENY	2,546	2,546	0	0%
M/V THEFTS	253	277	-24	-9%
<b>Total Part I</b>	<b>3,318</b>	<b>3,322</b>	<b>-4</b>	<b>0%</b>

ARLINGTON COUNTY P.D.				
	2014	2013	INC/DEC	%
HOMICIDE	1	0	1	100%
RAPE	27	26	1	4%
ROBBERY	110	126	-16	-13%
AGGASSAULT	141	175	-34	-19%
BURGLARY	206	240	-34	-14%
LARCENY	3,233	3,486	-253	-7%
M/V THEFTS	145	156	-11	-7%
<b>Total Part I</b>	<b>3,863</b>	<b>4,209</b>	<b>-346</b>	<b>-8%</b>

CITY OF FAIRFAX P.D.				
	2014	2013	INC/DEC	%
HOMICIDE	0	0	0	0%
RAPE	2	2	0	0%
ROBBERY	8	10	-2	-20%
AGGASSAULT	9	11	-2	-18%
BURGLARY	27	29	-2	-7%
LARCENY	416	387	29	7%
M/V THEFTS	18	23	-5	-22%
<b>Total Part I</b>	<b>480</b>	<b>462</b>	<b>18</b>	<b>4%</b>

FAIRFAX COUNTY P.D.				
	2014	2013	INC/DEC	%
HOMICIDE	10	8	2	25%
RAPE	76	88	-12	-14%
ROBBERY	399	411	-12	-3%
AGGASSAULT	405	414	-9	-2%
BURGLARY	912	1,070	-158	-15%
LARCENY	13,168	13,676	-508	-4%
M/V THEFTS	733	757	-24	-3%
<b>Total Part I</b>	<b>15,703</b>	<b>16,424</b>	<b>-721</b>	<b>-4%</b>

## Virginia, continued

FALLS CHURCH CITY P.D.				
	2014	2013	INC/DEC	%
HOMICIDE	0	1	-1	-100%
RAPE	3	4	-1	-25%
ROBBERY	8	9	-1	-11%
AGG ASSAULT	8	9	-1	-11%
BURGLARY	4	5	-1	-20%
LARCENY	218	206	12	6%
M/V THEFTS	11	7	4	57%
<b>Total Part I</b>	<b>252</b>	<b>241</b>	<b>11</b>	<b>5%</b>

LOUDOUN COUNTY SHERIFF				
	2014	2013	INC/DEC	%
HOMICIDE	3	5	-2	-40%
RAPE	42	50	-8	-16%
ROBBERY	48	40	8	20%
AGG ASSAULT	115	106	9	8%
BURGLARY	181	227	-46	-20%
LARCENY	2,425	2,416	9	0%
M/V THEFTS	107	100	7	7%
<b>Total Part I</b>	<b>2,921</b>	<b>2,944</b>	<b>-23</b>	<b>-1%</b>


CITY OF MANASSAS P.D.				
	2014	2013	INC/DEC	%
HOMICIDE	1	0	1	100%
RAPE	15	17	-2	-12%
ROBBERY	44	39	5	13%
AGG ASSAULT	60	55	5	9%
BURGLARY	99	99	0	0%
LARCENY	633	729	-96	-13%
M/V THEFTS	30	61	-31	-51%
<b>Total Part I</b>	<b>882</b>	<b>1,000</b>	<b>-118</b>	<b>-12%</b>

MANASSAS PARK P.D.				
	2014	2013	INC/DEC	%
HOMICIDE	0	1	-1	0%
RAPE	4	2	2	100%
ROBBERY	9	3	6	200%
AGG ASSAULT	15	7	8	114%
BURGLARY	25	26	-1	-4%
LARCENY	133	175	-42	-24%
M/V THEFTS	8	12	-4	-33%
<b>Total Part I</b>	<b>194</b>	<b>226</b>	<b>-32</b>	<b>-14%</b>

PRINCE WILLIAM COUNTY P.D.				
	2014	2013	INC/DEC	%
HOMICIDE	6	6	0	0%
RAPE	58	58	0	0%
ROBBERY	204	228	-24	-11%
AGG ASSAULT	476	188	288	153%
BURGLARY	641	664	-23	-3%
LARCENY	4,911	5,310	-399	-8%
M/V THEFTS	285	300	-15	-5%
<b>Total Part I</b>	<b>6,581</b>	<b>6,754</b>	<b>-173</b>	<b>-3%</b>



# OFFICER ROLL CALL



Sign Up an Officer Today

[OfficerRollCall.org](http://OfficerRollCall.org)

Tell us a story about a law enforcement officer currently serving or an officer from the past. We want to hear and preserve all the stories that make up the diverse fabric of law enforcement in the United States yesterday, today, and tomorrow.

## Record Your Service

Make a permanent record of your service and dedication as a law enforcement officer by enrolling in Officer Roll Call, an interactive portion of the Museum in which officers, or friends and families of officers, can tell their stories.

## Tell Your Story

Create a record for an officer from the past or present. In order to ensure that the Officer Roll Call is accurate, please include a copy of credentials (pdf format) or some other proof of service with your submission.



National Law Enforcement Officers  
MEMORIAL FUND  
RESPECT. HONOR. REMEMBER.

## COG POLICE CHIEFS COMMITTEE

AIR FORCE DISTRICT OF WASHINGTON  
Mark Allen, Director, AFDW Security Forces

BUREAU OF ALCOHOL, TOBACCO, FIREARMS AND EXPLOSIVES (ATF), WASHINGTON FIELD DIVISION  
Charles Smith,  
Special Agent in Charge

CITY of ALEXANDRIA POLICE DEPARTMENT  
Chief Earl L. Cook

AMTRAK POLICE DEPARTMENT  
Chief Polly Hanson

ARLINGTON COUNTY POLICE DEPARTMENT  
Chief M. Jay Farr

BLADENSBURG POLICE DEPARTMENT  
Chief Charles L. Owens

CIA SECURITY PROTECTIVE SERVICE  
Chief Gregory Johnson

CHARLES COUNTY OFFICE OF THE SHERIFF  
Sheriff Troy Berry

CITY of BOWIE POLICE DEPARTMENT  
Chief John Nesky

CITY of FAIRFAX POLICE DEPARTMENT  
Chief Carl Pardini

DISTRICT of COLUMBIA PROTECTIVE SERVICES DIVISION  
Chief Anthony Fortune

DEFENSE INTELLIGENCE AGENCY POLICE  
Chief Drew Stathis

FAIRFAX COUNTY POLICE DEPARTMENT  
Chief Edwin C. Roessler, Jr.

FALLS CHURCH CITY POLICE DEPARTMENT  
Chief Mary Gavin

FAUQUIER COUNTY SHERIFF'S OFFICE Sheriff  
Charlie Ray Fox, Jr.

FEDERAL BUREAU OF INVESTIGATIONS, WASHINGTON FIELD OFFICE  
Andrew McCabe, Assistant Director in Charge

FEDERAL BUREAU OF INVESTIGATIONS, POLICE UNIT  
Chief J. Peter Orchard

FEDERAL PROTECTIVE SERVICE. NATIONAL CAPITAL REGION Mario Morales, Regional Director

FREDERICK POLICE DEPARTMENT  
Chief Patrick Grossman

FREDERICK COUNTY SHERIFF'S OFFICE  
Sheriff Charles A. Jenkins

GAITHERSBURG POLICE DEPARTMENT  
Chief Mark P. Sroka

GREENBELT POLICE DEPARTMENT  
Chief James R. Craze

HOMELAND SECURITY INVESTIGATIONS, BALTIMORE FIELD OFFICE  
William Winter, Special Agent in Charge

HOMELAND SECURITY INVESTIGATIONS, WASHINGTON FIELD OFFICE  
Clark Settles, Special Agent in Charge

LOUDOUN COUNTY SHERIFF'S OFFICE  
Sheriff Michael L. Chapman

CITY of MANASSAS POLICE DEPARTMENT  
Chief Douglas W. Keen

MANASSAS PARK POLICE DEPARTMENT  
Chief John C. Evans

MARYLAND DEPARTMENT OF NATURAL RESOURCES POLICE  
Colonel George F. Johnson IV, Superintendent

MARYLAND NATIONAL CAPITAL PARK POLICE  
Montgomery County Division  
Chief Antonio DeVaul

MARYLAND NATIONAL CAPITAL PARK POLICE  
Prince George's County Division  
Chief Larry Brownlee

MARYLAND STATE POLICE DEPARTMENT  
Colonel Marcus L. Brown, Superintendent

METRO TRANSIT POLICE DEPARTMENT  
Chief Ronald Pavlik

METROPOLITA POLICE DEPARTMENT  
Chief Cathy Lanier

METROPOLITAN WASHINGTON AIRPORTS AUTHORITY POLICE  
Acting Chief Bryan Norwood

MILITARY DISTRICT OF WASHINGTON  
Colonel Steven L. Donaldson  
Provost Marshal

MONTGOMERY COUNTY DEPARTMENT OF POLICE  
Chief J. Thomas Manger

NAVAL CRIMINAL INVESTIGATIVE SERVICE, WASHINGTON FIELD OFFICE  
Darrell Gilliard, Special Agent in Charge

PENTAGON FORCE PROTECTION AGENCY  
Chief James Ballard

PRINCE GEORGE'S COUNTY POLICE DEPARTMENT  
Chief Mark Magaw

PRINCE WILLIAM COUNTY POLICE DEPARTMENT  
Chief Stephan M. Hudson

PRINCE WILLIAM COUNTY SHERIFF'S OFFICE  
Sheriff Glendell Hill

ROCKVILLE CITY POLICE DEPARTMENT  
Chief Terrance N. Treschuk

SMITHSONIAN OFFICE OF PROTECTION SERVICES  
Jeanne O'Toole, Director

TAKOMA PARK POLICE DEPARTMENT  
Chief Alan Goldberg

U.S. CAPITOL POLICE  
Chief Kim C. Dine

UNIVERSITY OF THE DISTRICT OF COLUMBIA POLICE DEPARTMENT  
Chief Mario Foster

U.S. PARK POLICE  
Chief Robert McLean

U.S. SECRET SERVICE UNIFORMED DIVISION  
Chief Kevin Simpson

U.S. SECRET SERVICE WASHINGTON FIELD OFFICE  
James Murray, Acting Special Agent in Charge

VIRGINIA STATE POLICE - DIVISION 7, BUREAU OF CRIMINAL INVESTIGATIONS  
Captain Greg Kincaid

VIRGINIA STATE POLICE - DIVISION 7, BUREAU OF FIELD OPERATIONS  
Captain James De Ford, Sr.

VIRGINIA DEPARTMENT OF ALCOHOLIC BEVERAGE CONTROL - REGION 4, BUREAU OF LAW ENFORCEMENT  
Philip G. Disharoon, Special Agent in Charge