

Presentation for the Metropolitan Washington Council of Governments – Human Services Policy Committee

CRIMINAL JUSTICE COORDINATING COUNCIL

MARCH 8, 2024





What is the CJCC?

MISSION

An independent agency that serves as a forum for **identifying challenges** and **generating solutions** to enhance **public safety** and the **fair administration of justice** for District of Columbia residents, visitors, victims, and justice-involved individuals.

CORE FUNCTIONS

- Automated Information Sharing
- Research and Analysis
- Interagency Collaboration
- Training and Technical Assistance

PRIORITY AREAS

- Violent Crime
- Juvenile Justice
- Corrections and Reentry
- Substance Abuse and Mental Health

COMMITTEES AND WORKGROUPS

General

- CJCC Principals
- *Byrne SCIP Advisory Board**
- *Crime Victimization Taskforce**

Automated Information Sharing

- Information Technology Advisory Committee
- Information Security Workgroup
- Inter-Agency Workgroup
- Inter-agency Data Quality Workgroup
- Sealings Expungements and Set-Asides Workgroup

Research and Analysis

- Interagency Research Advisory Committee

Violent Crime

- Violent Crime Committee
- GunStat Workgroup

Juvenile Justice

- Juvenile Justice Committee
- Juvenile Justice Data Committee
- Joint Supervision Workgroup

Corrections and Reentry

- Incarceration and Community Corrections Committee

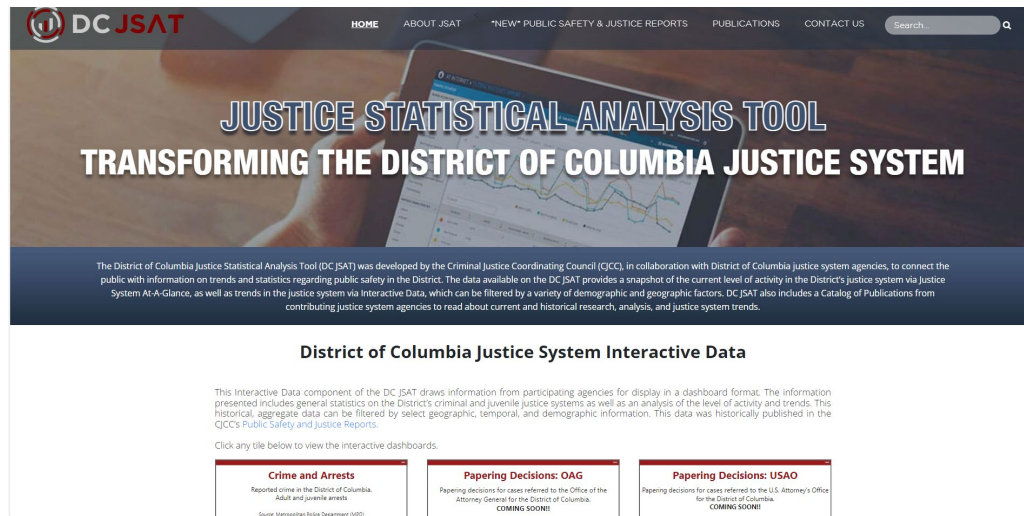
Substance Abuse and Mental Health

- Substance Abuse Treatment and Mental Health Services Integration Taskforce
- Familiar Faces Workgroup

Publicly available crime and justice system data



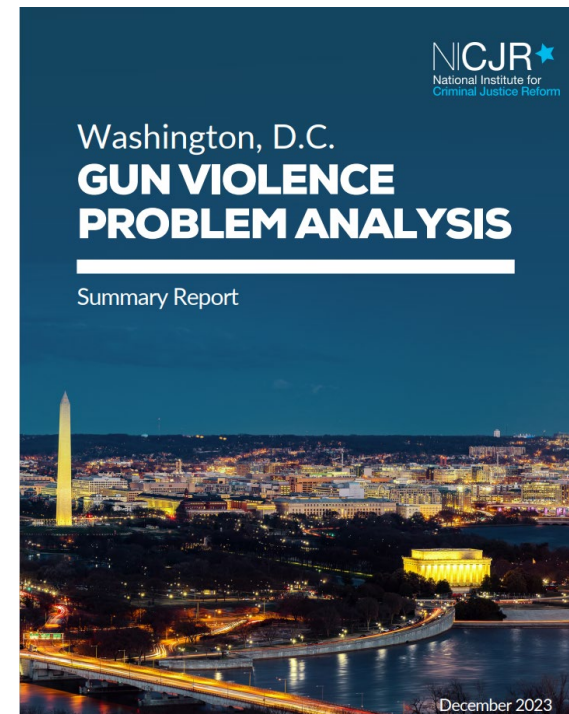
PUBLIC SAFETY & JUSTICE DASHBOARDS



- Purpose:** To comply with a DC Council mandate to publish:
- (1) Monthly reports on violent crime incidents and arrests and
 - (2) Quarterly reports on each stage of the criminal and juvenile justice systems.

Available at: <https://dcjsat.net>

GUN VIOLENCE PROBLEM ANALYSIS

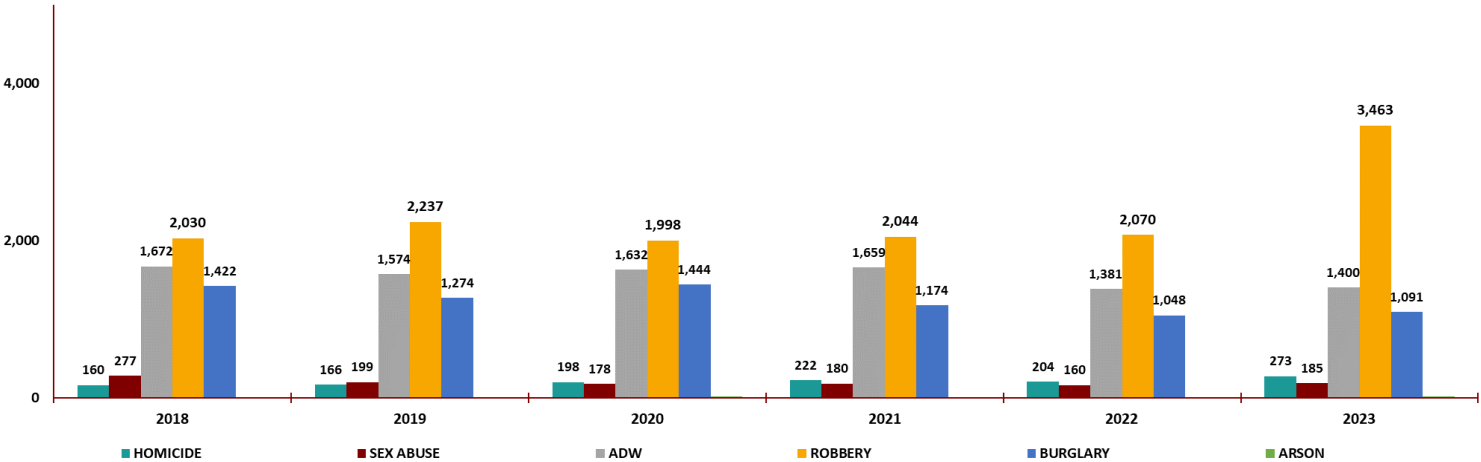


Purpose: Identify the Key Drivers of Gun Violence

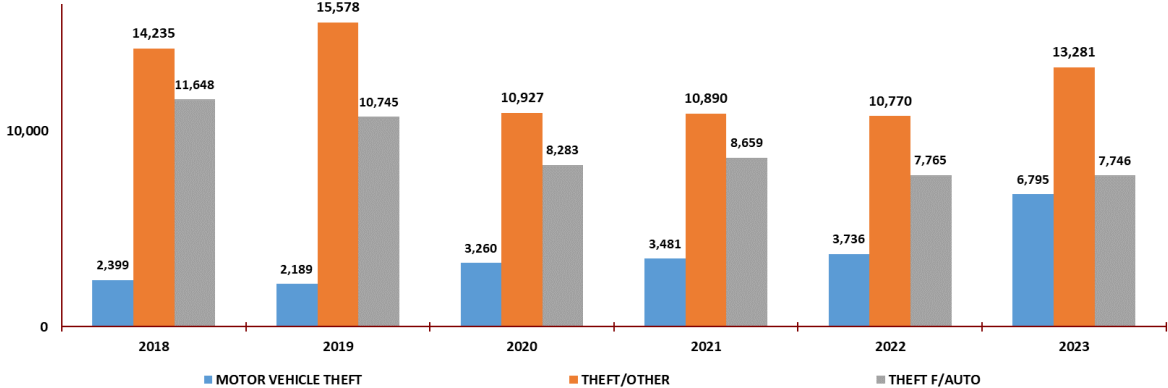
- Demographics and Criminal history of Victims and Suspects
- Motives for shootings
- Recommendations for reducing gun violence

Reported Crime in DC

REPORTED VIOLENT CRIME, by YEAR & OFFENSE
JANUARY 1, 2018 - DECEMBER 31, 2023

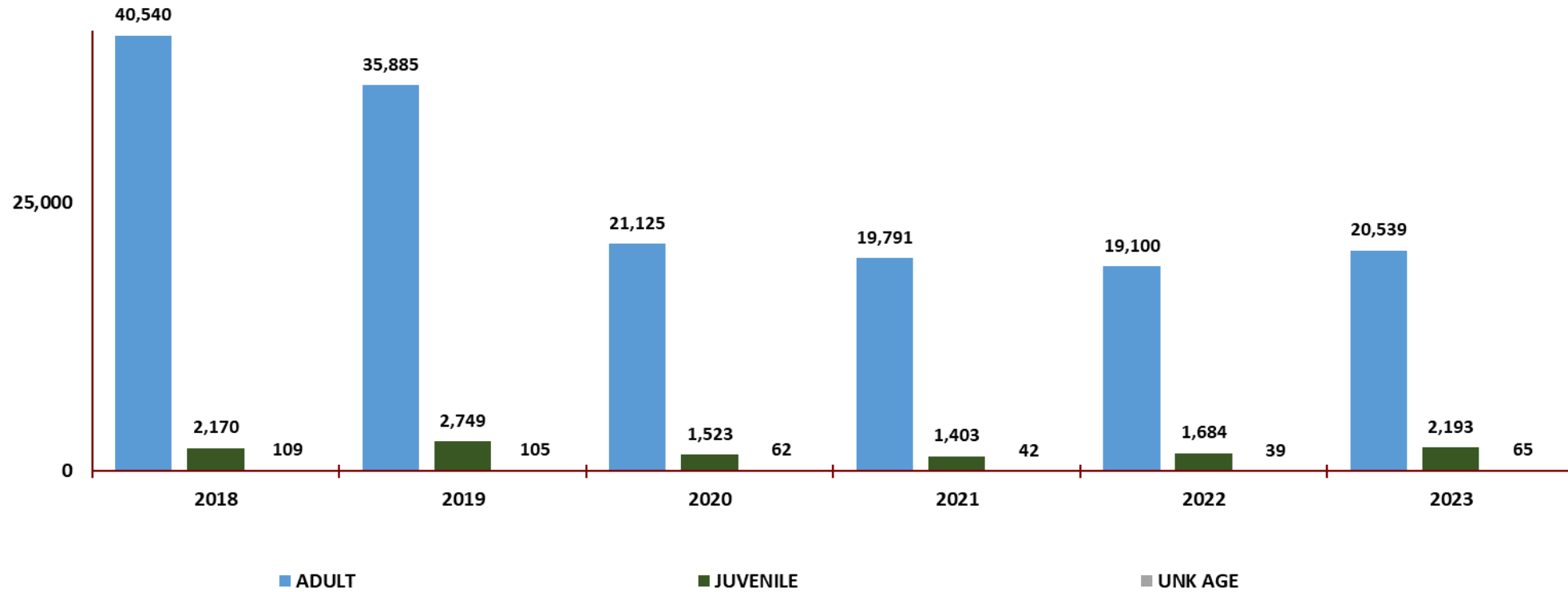


REPORTED PROPERTY CRIME, by YEAR & OFFENSE
JANUARY 1, 2018 - DECEMBER 31, 2023



Arrests in DC

MPD ADULT AND JUVENILE ARREST TOTALS, by YEAR
JANUARY 1, 2018 - DECEMBER 31, 2023



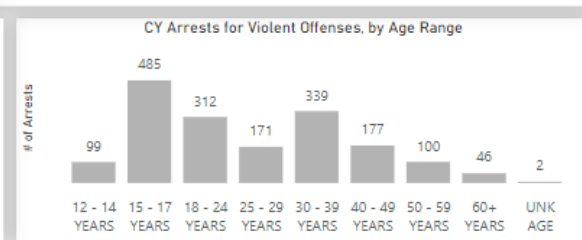
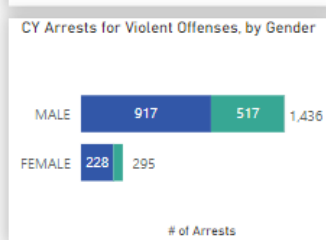
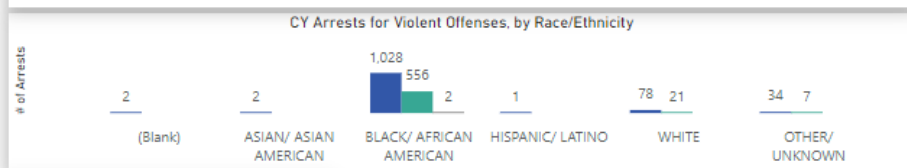
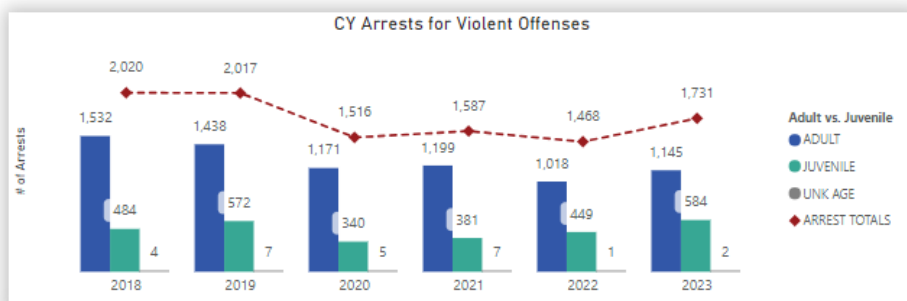
Violent Crime Arrests in DC



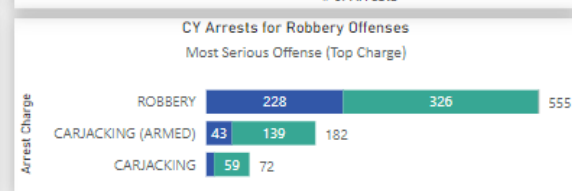
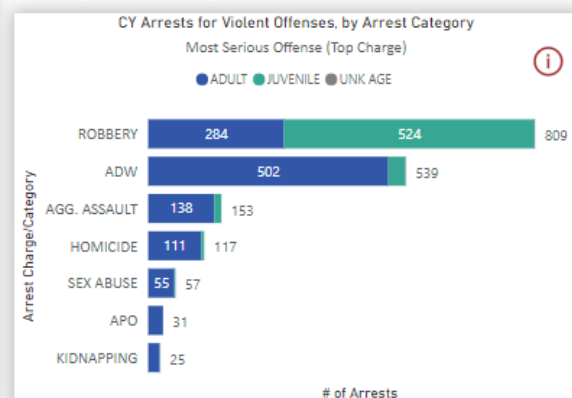
Arrests for Violent Offenses Calendar Year (CY) January 1, 2018 - December 31, 2023



KEY TAKEAWAYS



Year: 2023
Select year to view historical adult and juvenile arrest counts for violent offenses.



*The "ROBBERY" category in this chart includes charges for robbery only, and excludes all "CARJACKING" and "CARJACKING (ARMED)" charges.

Proportion of arrests involving juveniles increased from 24% (2018) to 34% (2023)

- Juvenile arrests steadily increased since 2020
- Adult arrests generally declined since 2018

Most common age group for arrests was 15 to 17 years old

Juvenile arrests were predominantly for robbery, including carjacking

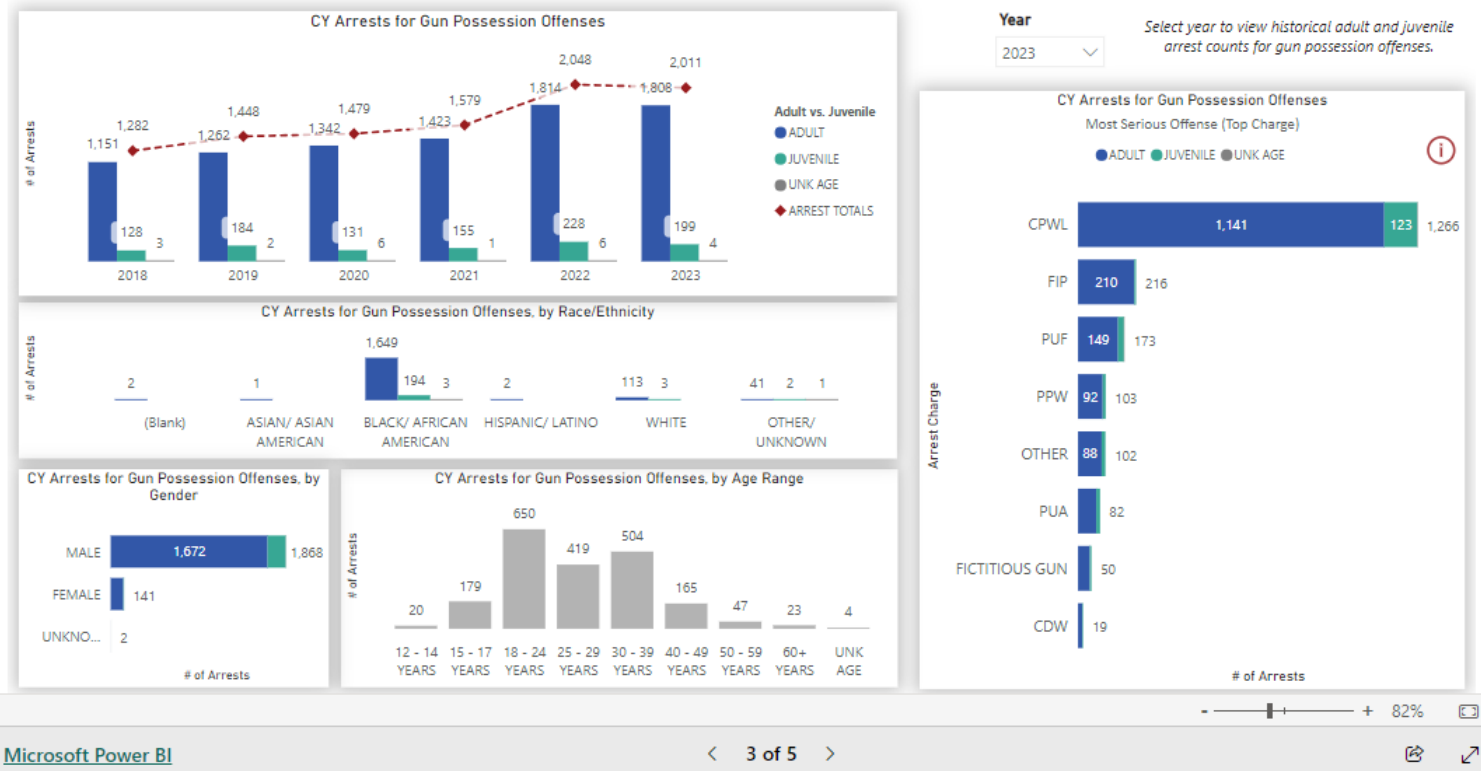
Gun Possession Arrests in DC



Arrests for Gun Possession Offenses Calendar Year (CY) January 1, 2018 - December 31, 2023



KEY TAKEAWAYS

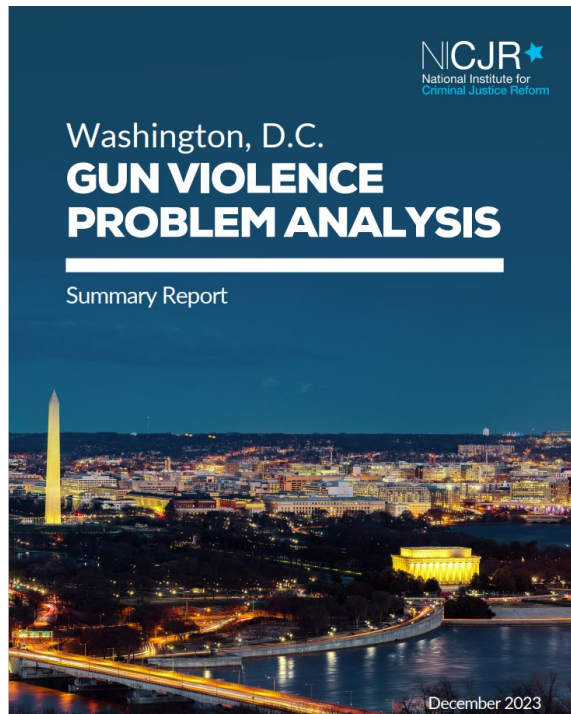


Proportion of arrests involving juveniles has consistently been about 10%

There was a steep increase in gun possession arrests from 2021 to 2022 (30%)

Most common age group for arrests was 18 to 24 years old

Juvenile Shooting Victims and Suspects



VICTIMS

Homicide: 6.7% of victims were <18

Nonfatal: 12.7%

Prior arrest: 35%

- Property
- Unarmed violent
- Weapon

Under supervision at time of incident

- CSSD: 17%
- DYRS: 3%

SUSPECTS

Homicide: 9.6% of suspects were <18

Nonfatal: 25.8%

Prior arrest: 71%

- Property
- Unarmed violent
- Disorder

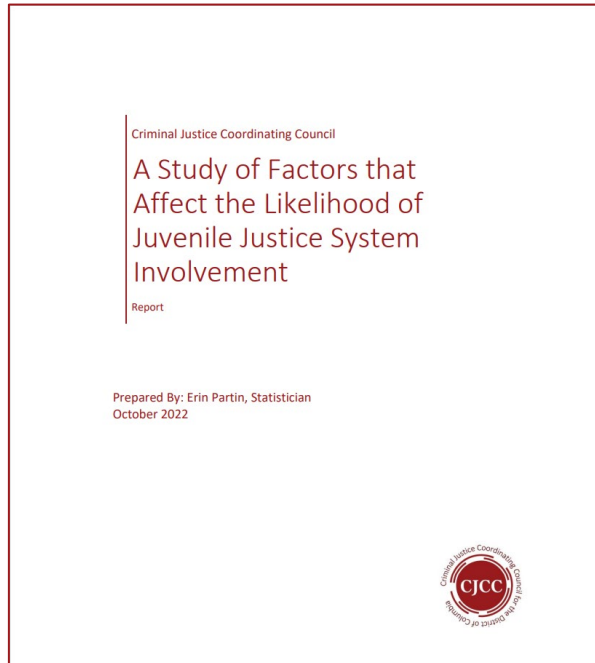
Under supervision at time of incident

- CSSD: 26%
- DYRS: 2%

Motives: Personal disputes, Gang/crew conflict, Instant dispute, Robbery, Drugs

Factors Related to Juvenile Justice System Involvement

4.4% of all and 12.8% of highest risk youth
enrolled in public school SY18-19
became involved in the justice system
June 2019 – July 2020



Risk Factors

Age: 15.6 years

Removal from Home: 3.06
times as likely to be justice-
involved

Unexcused Absences: 3.00

Externalizing Disorder: 2.93

Comorbid Disorder: 2.77

Black: 2.36 than White

Grade Retention: 1.79

Abuse/Neglect: 1.68

Homeless: 1.58

Hot Block: 1.23

Protective Factors

Early childhood education

Mentoring

Parental resources

Economic supports

Bullying prevention

Classroom behavior management

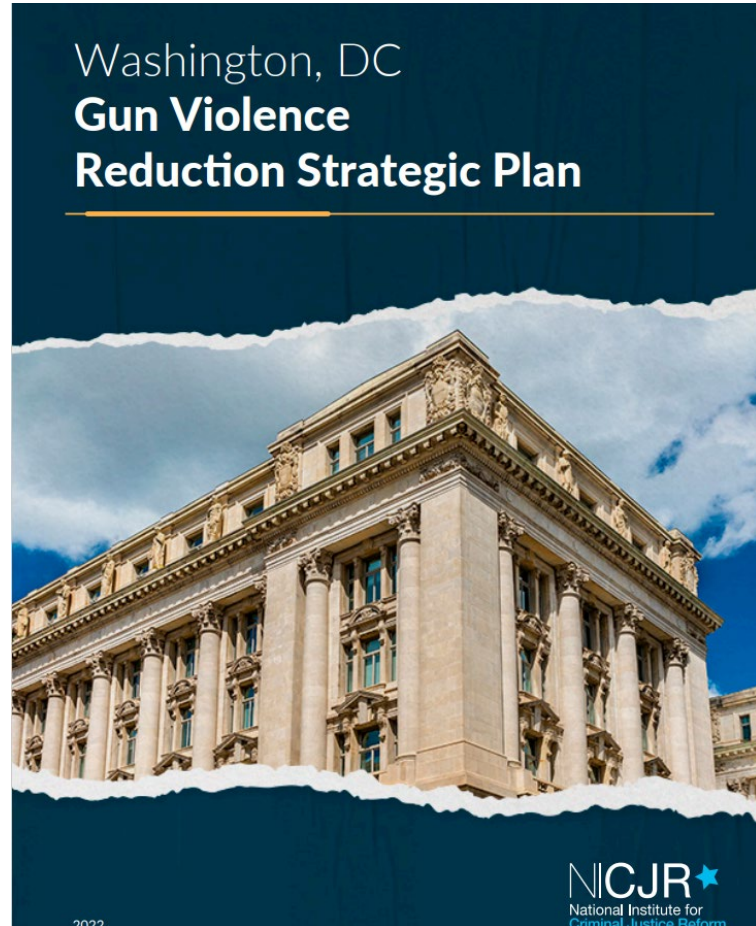
Afterschool recreational programs

Positive school environment

Community environment

Mental and behavioral health programs

Strategies to Reduce Violent Crime



PREVENTION

- **Study of Childhood Risk Factors for Young Adults Convicted of Homicide**
- **Youth Data and Intervention Initiative:** Proactively identify high-risk youth and prioritize them for intensive services and supports.
- **Community Resource Hubs:** One-stop-shop for community services

INTERVENTION

- **Group Violence Reduction Strategy** (aka Focused Deterrence): (1) Identify high-risk individuals; (2) Direct and respectful communication; (3) Intensive services, supports, and opportunities; and (4) Focused enforcement
- **Enhance Violence Interruption Efforts:** Increase number; Assign Life Coaches to all high-risk individuals; Establish violence interruption academy

COMMUNITY TRANSFORMATION

- **Blight Abatement:** Vacant property enforcement and “cleaning and greening”
- **Guaranteed Income Pilot:** \$750 monthly stipend to households with less than \$50K annual income and children under 10 years old

CJCC Efforts to Understand and Prevent Youth Involvement in Crime

Youth, Family, and Community Focus Groups

- Drivers of youth violence, Effective approaches, Accountability, Services and Supports

Continuum of Care for Justice-Involved Youth

- Juvenile Justice Committee will work to address the gaps in service delivery for youth involved in the juvenile justice system, including youth also in the child welfare system, and youth at-risk of system involvement.

Review of Juvenile Justice System Operations

- What's working well and what are opportunities at each stage in the system: Arrest, Diversion, Deferred Agreements, Prosecution, Pretrial Supervision, Probation, Commitment, Post-Commitment
- For youth charged with certain offenses, how do they progress through the system



CJCC Webinars and Public Meetings

Upcoming Events

- Understanding Juvenile Community Supervision (TBD)
- Understanding Juvenile Prosecution (TBD)

Recent Events

- Understanding Adult Community Supervision (March 2024)
- Innovative Housing Programs for Returning Citizens (September 2023)
- Alternatives to Incarceration for Justice-Involved Youth (August 2023)
- Relationship between Violent Crime and Neighborhood Blight (May 2023)
- Promising Practices for Juvenile Diversion and Supervision (March 2023)
- Role of Social Media and Gun Violence (September 2022)

Event videos and summaries: [Training and Technical Assistance | cjcc \(dc.gov\)](#)

CJCC Email Distribution List: dccjcc@dc.gov

**CJCC
Public
Meeting**

**UNDERSTANDING ADULT COMMUNITY SUPERVISION IN
THE DISTRICT OF COLUMBIA**

**JOIN US FOR A PUBLIC MEETING FEATURING A PANEL DISCUSSION ON
ADULT COMMUNITY SUPERVISION PRE-AND-POST CONVICTION IN
THE DISTRICT OF COLUMBIA.**

Moderator
Kristy Love, Executive Director, Criminal Justice Coordinating Council

Panelists
Victor Davis, Assistant Director, Defendant Engagement and System Support, Pretrial Services Agency
Marcus Hodges, Associate Director, Office of Community Supervision & Intervention Services, Court Services and Offender Supervision Agency

WATCH LIVE:
TINYURL.COM/CJCC-MEETING

**EASTERN MARKET, NORTH HALL
225 7TH ST SE,
WASHINGTON, DC 20003
MARCH 7, 2024
6:00-8:00PM EST**