




Sustainable Regional Planning



HUD Sustainable Communities Regional Planning Grant

Metropolitan Washington Council of Governments
Cooperative Forecasting Committee
September 7, 2010

Agenda

- **Planning Process**
- **Consortium**
- **Leveraged Resources**
- **Questions**

Application Emphasis

- 1. Prioritize Regional Infrastructure**
 - Housing
 - Environment
 - Transportation
- 2. Promote Complete Communities**
- 3. Cultivate a Network of Engaged Leaders Around Sustainability**
- 4. Build on our momentum: *Region Forward* and Activity Centers**





Planning Process

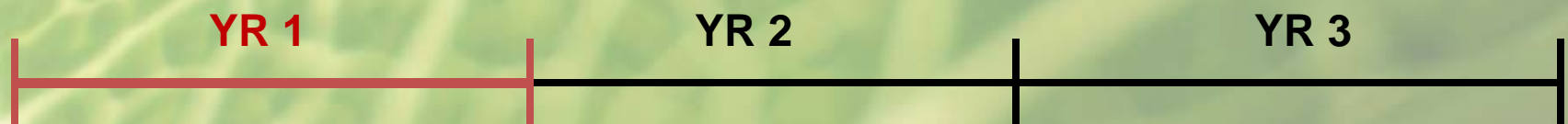
Cultivate Leadership

1. Structured Leadership Training


- Community representatives
- Elected officials
- State/Local Govt.
- Business leaders

2. Focus in Depth on Regional Issues

3. Facilitate connections to broader stakeholders throughout the planning process



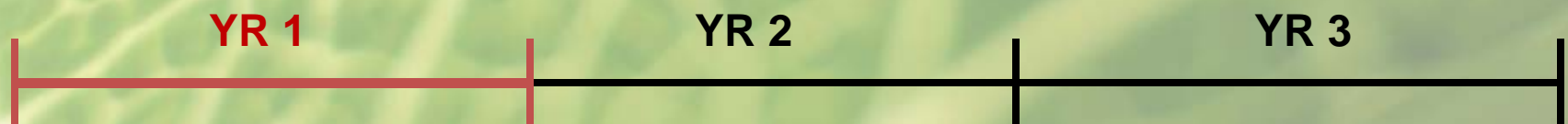
Assessment Phase



1. Examine Regional Trends in an Integrated Fashion

- Housing
- Environment/Climate/Water
- Economic
- Transportation
- Health Assessment & Food Access

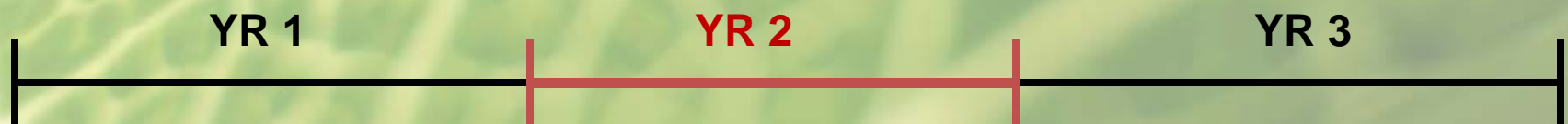
2. Contribute to Baseline Scenario



Scenario Planning Goals

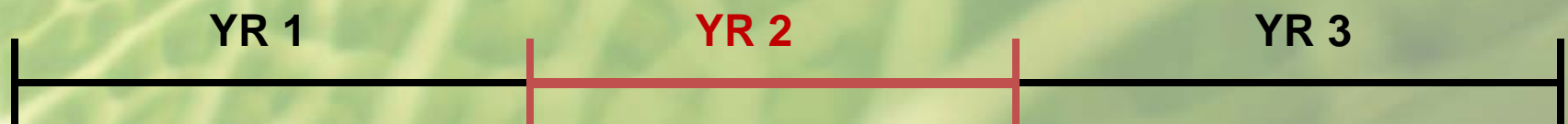


- 1. Round One: Identify Centers, Corridors, and Preservation Areas**
- 2. Round One: Identify & Prioritize Regional Systems Supporting Complete Communities**
- 3. Round Two: Identify & Prioritize missing elements in Centers to make Complete Communities**



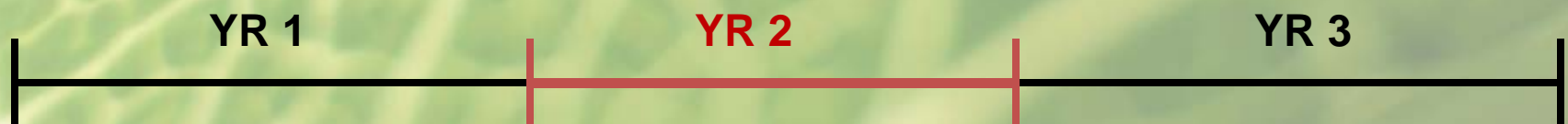
Scenario Exercise Goals

1. Challenge Participants
2. Understand Trade-offs and Choices
3. Register Priorities and Outcomes



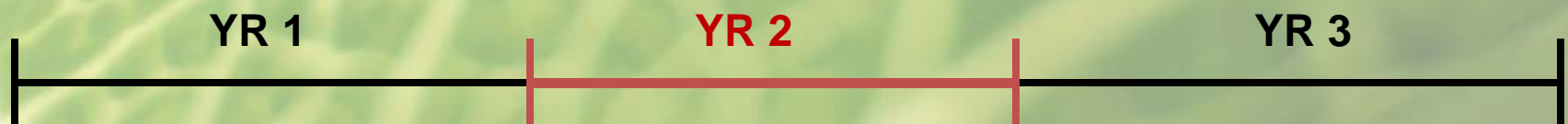
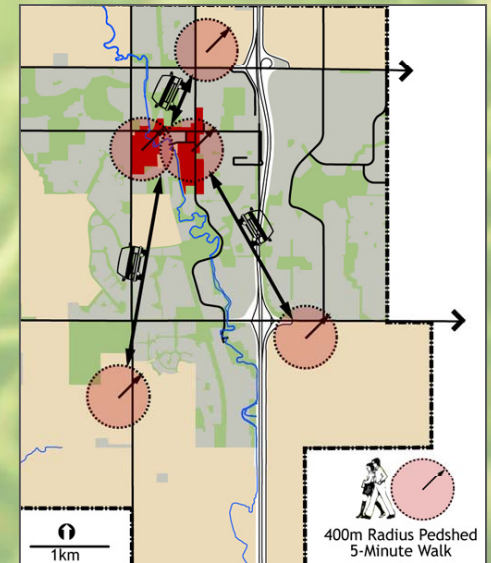
Scenario Engagement

1. A number of Regional and Center Focused Workshops
2. Aimed at diverse groups across the Region
3. Utilize New Technology and Visualization Tools



Scenario Planning Outcomes

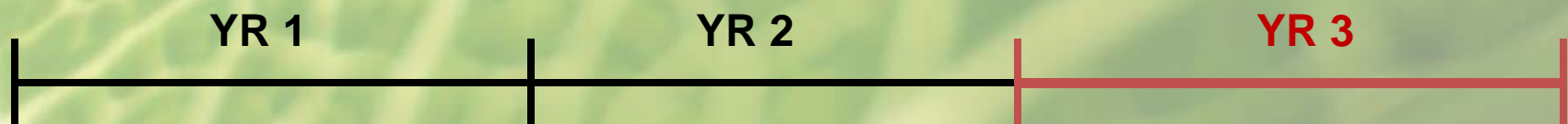
- 1. Preferred Growth Scenario**
 - Complete Communities, Corridors, Preservation areas
- 2. Complete Community Typologies and Prioritized Elements**
- 3. Regionally Identified Priorities and Strategies**
 - Environment
 - Housing
 - Transportation



Implementation Phase Outcomes

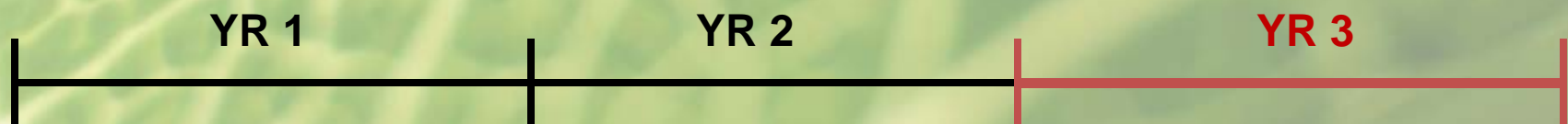
*Complete Your Community,
Sustain the Region*

- 1. Toolbox: National Scan of Strategies & Tools**
 - Complete Communities, Corridors, and Preservation Areas
- 2. Big Ideas: Prioritize Strategies to Support Preferred Growth Scenario**



Integrate Plan

- **Present Results to Jurisdictions, Stakeholders and Partners**
- **Action steps by consortium members and partners including COG, TPB, local governments, partners, interest groups**





Consortium & Resources

National Capital Region Sustainability Consortium



- **MWCOG and TPB**
- **Region's Local Governments**
- **Local/State/Federal Agencies**
- **Community-Based Organizations**
- **Educational Institutions and Universities**
- **Advocacy Organizations**
- **Economic Development Organizations**

Project Owners

- American Planning Association (APA)
- Urban Institute
- University of Maryland National Center for Smart Growth (UMD)
- Urban Land Institute–Washington (ULI)
- George Mason University Center for Regional Analysis (GMU)
- The Chesapeake Center for Public Leadership
- Common Health ACTION's Institute for Public Health Innovation
- DC Environmental Health Collaborative/Department of Health Policy at the George Washington University of Public Health and Services (GWU's Dept. of Health Policy)

Project Partners

- Community Foundation
- Capitol Business Solutions
- Latino Economic Development Commission
- Alexandria Sanitation Authority
- EMBARQ
- National Low Income Housing Authority
- DHCD
- Washington Smart Growth Alliance
- Washington Regional Association of Grantmakers
- Equal Rights Center
- CASA de Maryland
- Coalition for Smarter Growth
- NCPC
- Regional Primary Care Consortium
- Prince Charitable Trusts
- Sierra Club
- Nonprofit Roundtable of Greater Washington
- Maryland Department of Planning
- Greater Washington Board of Trade

Leveraging Resources

REVENUE

HUD Grant	\$5,000,000
Leveraged Resources	
COG	\$655,000
Project Owners	\$765,819
Partners	\$795,302
<hr/> TOTAL	<hr/> \$7,216,121

EXPENSES

COG Administration	\$2,049,459
Project Owners	\$2,171,360
Consultant contracts	\$2,200,000
Partners	\$795,302
<hr/> TOTAL	<hr/> \$7,216,121



Questions?

John Mataya

jmataya@mwkog.org

202-962-3263

Paul DesJardin

Pdesjardin@mwkog.org

202-962-3293

