



# 2022 STATE OF PUBLIC TRANSPORTATION REPORT

Pierre Gaunard  
Transportation Planner

TPB Technical Committee  
September 8, 2023



# Presentation Items

---

- Purpose of the 2022 State of Public Transportation (SOPT) report
- Sections
- 2021 National Transit Database (NTD) Data
- Highlights from 2022



# Purpose of the 2022 SOPT Report

---

- The purpose of the report is to provide a snapshot of public transportation activities in the region
- The focus is on the accomplishments in the region during the calendar year 2022
- The report includes 2021 transit ridership and financial data taken from the 2021 National Transit Database
- Accomplishments, plans, and studies come from TPB RPTS meetings & input from organizational representatives



# Sections of the Report

---

## Part I: Summary

- General summary of the state of public transportation operations of the various jurisdictions and transit agencies operating in the National Capital Region in 2022

## Part II: COVID-19's Impact on Public Transportation

- Overview of health, safety impacts and responses from service providers and ridership levels through end of 2022

## Part III: Fixed Route Transit Services

- Profile sheets provide overview of ridership, operational expenses, revenue sources, recent accomplishments and system characteristics

## Part IV: Other Public Transit Services

- Overview of additional transit services such as paratransit and commuter services and their recent accomplishments

## Part V: Regional Public Transportation Organizations

- Information on organizations that operate, provide research or project development for public transportation

## Part VI: Public Transportation Accomplishments

- Major studies planned, in progress or completed and significant operational achievements occurring during 2022 by service provider

## Part VII: Transportation Planning Board

- Overview of how the TPB assists with regional public transportation including RPTS, PBPP and Visualize 2045



# Review of the 2022 SOPTR

## District Department of Transportation - DC Circulator

<https://dccirculator.com/>

### Overview

The DC Circulator, operated by DDOT, began operating in 2005 as a local transit service intended to complement the existing Metrobus and Metrorail operations serving the Washington, DC metropolitan area. In conjunction with regional partners, DDOT's goal is to promote economic activity by facilitating visitor access to neighborhoods in Washington, DC and to improve mobility for downtown workers during the workday.

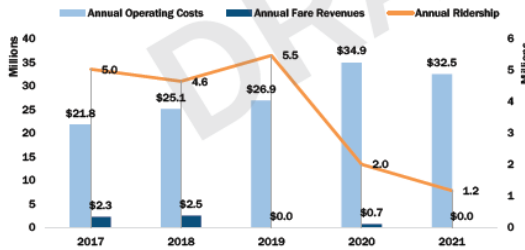
### Recent Accomplishments

Released the Transit Development Plan (TDP) 2020 Update, which evaluated the operations and performance of the Circulator system since the TDP 2017 Update, and potential system expansion to Ward 7. Selected the Union Station to Deanwood route as the preferred route.

Completed the DC Circulator Electrification Plan, which outlines a strategy to reach full fleet electrification using battery-electric buses by 2030.

Awarded a Lo-No Emissions grant for \$9,590,000 by the Federal Transit Administration.

### Provider Data




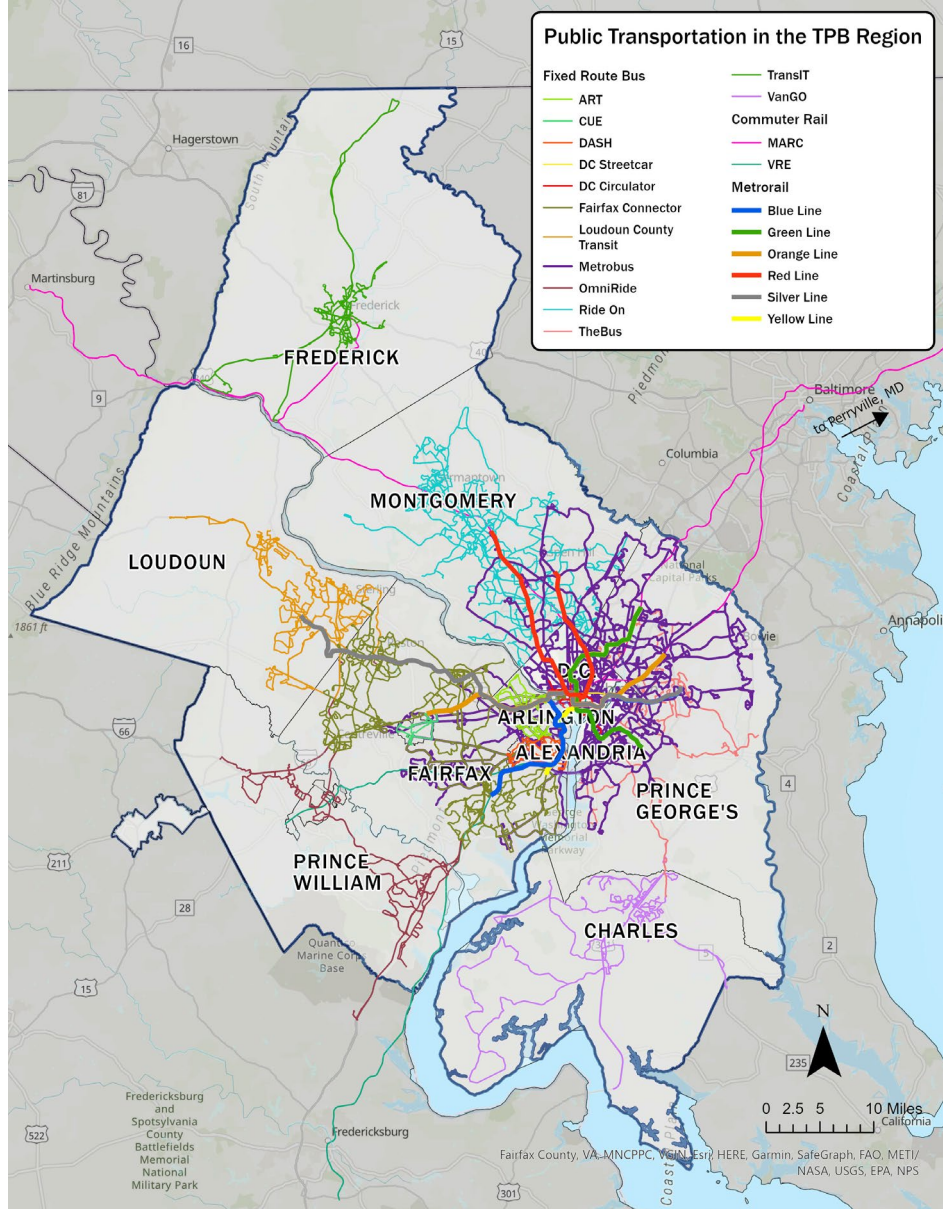
Source: National Transit Database FY17-21



### System Snapshot

- Service: FR
- Fleet: 72
- Stops: 141
- Routes: 6
- Depots: 1





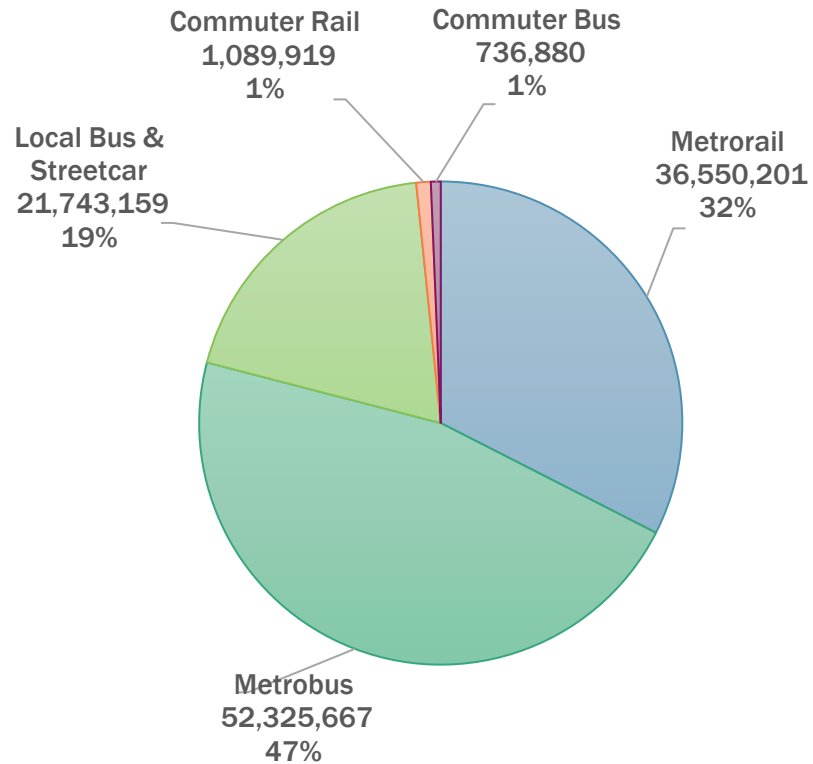
## Highlights: Part I – Summary

- 13 local bus transit operators
- Bus transit continues to be the primary means of public transportation
- In 2021, 79 percent of all public transportation rides in the region were delivered by WMATA
  - The majority of those rides were on Metrobus instead of Metrorail
- The top three agencies (Metrobus, Ride On, and Fairfax Connector) accounted for 91 percent of local bus trips in the NCR
- In 2022, heavy rail and commuter rail/bus continued to slowly rise out of pandemic ridership declines

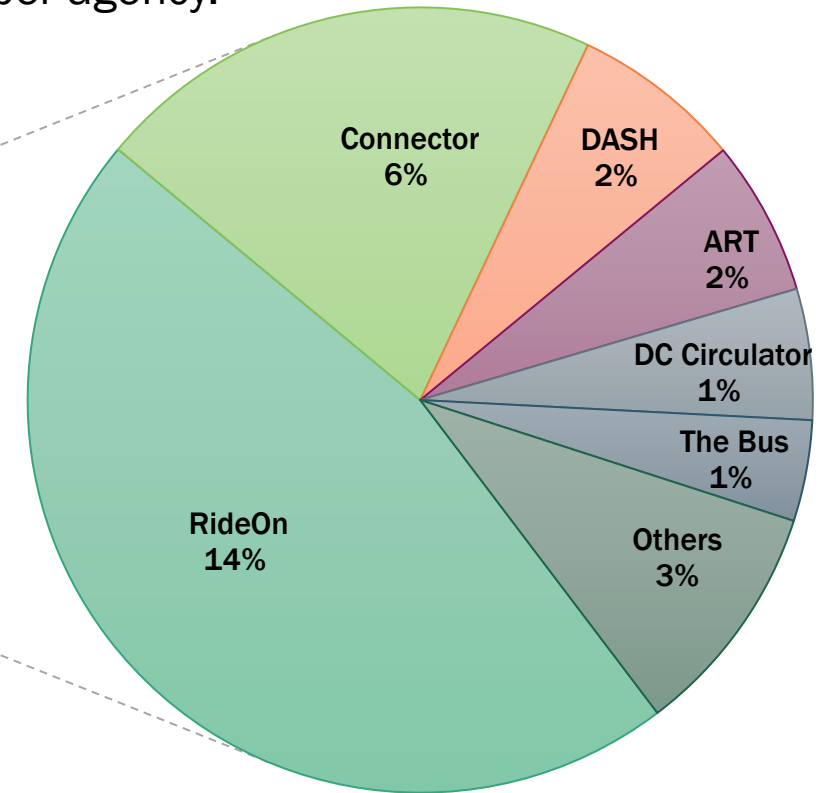
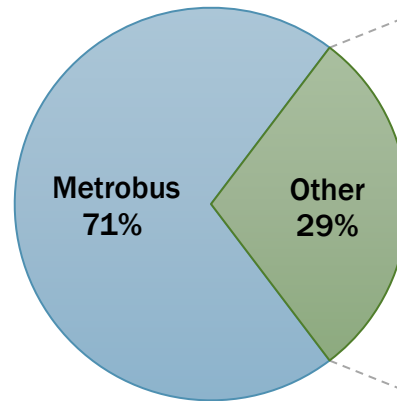


# 2021 NTD Data NCR Overview

Over **112 MILLION UNLINKED PASSENGER TRIPS** across modes in 2021, appx. **65% less** vs. 2020



Over **65%** of trips in the region occurred by **LOCAL BUS or STREETCAR**. Below are regional bus ridership shares per agency.



# Highlights: Part II – COVID-19 & Transit

## Covid-related agency tweets in 2022

**DC Streetcar** @DCStreetcar · Apr 15  
The federal mask mandate has been extended for all transportation networks through May 3 and #DCStreetcar wants you to be safe! Please continue to wear your mask while #RidingWithUs.

**DC Streetcar** @DCStreetcar · Apr 21  
Mask wearing is now optional for @DCCirculator and #DCStreetcar riders.

@DDOTDC #DCSAAlerts

## HIGHLIGHTS

- Agencies have continued many of the safety measures originally implemented
- On April 18, 2022, the federal masking mandate for public transportation was found to be unconstitutional
- Fare free service contributed to increases in ridership
- By the end of CY22, DASH, CUE, OmniRide, TransIT, and VanGO offered fare free service
- State and federal grant funding critical for supporting most fare free programs

**Ride On Bus** @RideOnMCT · Dec 8  
Masks are encouraged on public transportation and remain available on our buses.

**Attention: Ride On Passengers**

*Face masks are encouraged but no longer required.*

*Drivers will provide riders a mask if needed.*

MCDOT RideOnBus.com Ride On

**DC Circulator** @DCCirculator · Mar 4  
We understand the importance of keeping riders safe, which is why we prioritize frequently cleaning all 72 of our buses with high-grade disinfectants to eliminate the spread of COVID-19. See what else @DCCirculator is doing. #YourRideOurPriority hubs.la/Q015nXP00

**Virginia Railway Express** @VaRailExpress · Apr 19, 2022  
Effective immediately, VRE passengers and crew members will no longer be required to wear a mask onboard the train.  
Masks are optional and VRE will continue to support those passengers and crew members who wish to wear a mask.  
We would like to share this information with you: [manager.everbridge.net/pub/2692158515...](https://manager.everbridge.net/pub/2692158515...)





# Highlights: Part III – Agency Profile Sheets



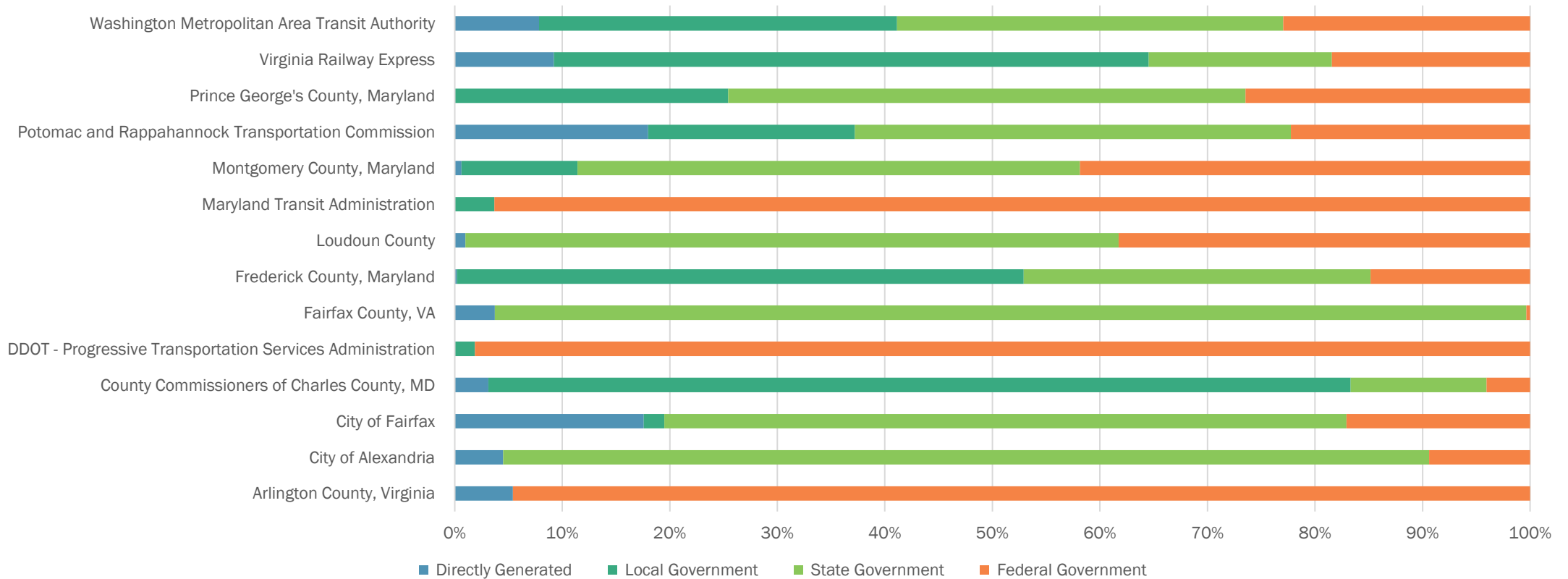
## HIGHLIGHTS

- DASH: Increased ridership by 117% between Aug. 2021 and Aug. 2022
- DDOT: 16<sup>th</sup> Street Bus Priority Project
- CUE: Branding Update
- OmniRide: Inaugurated a microtransit service in Manassas Park
- Ride On: Opened the Brookville Smart Energy Bus Depot
- VanGo: Eliminated fares in January 2022
- WMATA: Opened Phase Two of the Silver Line to Dulles Airport and Loudoun County



# Highlights: Part III – Agency Profile Sheets

NCR Transit Service Providers'  
FY21 Revenue Sources



# Highlights of Part IV – Other Public Transit

## HIGHLIGHTS

- Alexandria DOT
  - Partnered with Via to offer customers app-based service
- RTA of Central Maryland
  - Offered fare free service for September and October 2022
  - Reinstated multiple services paused because of the pandemic



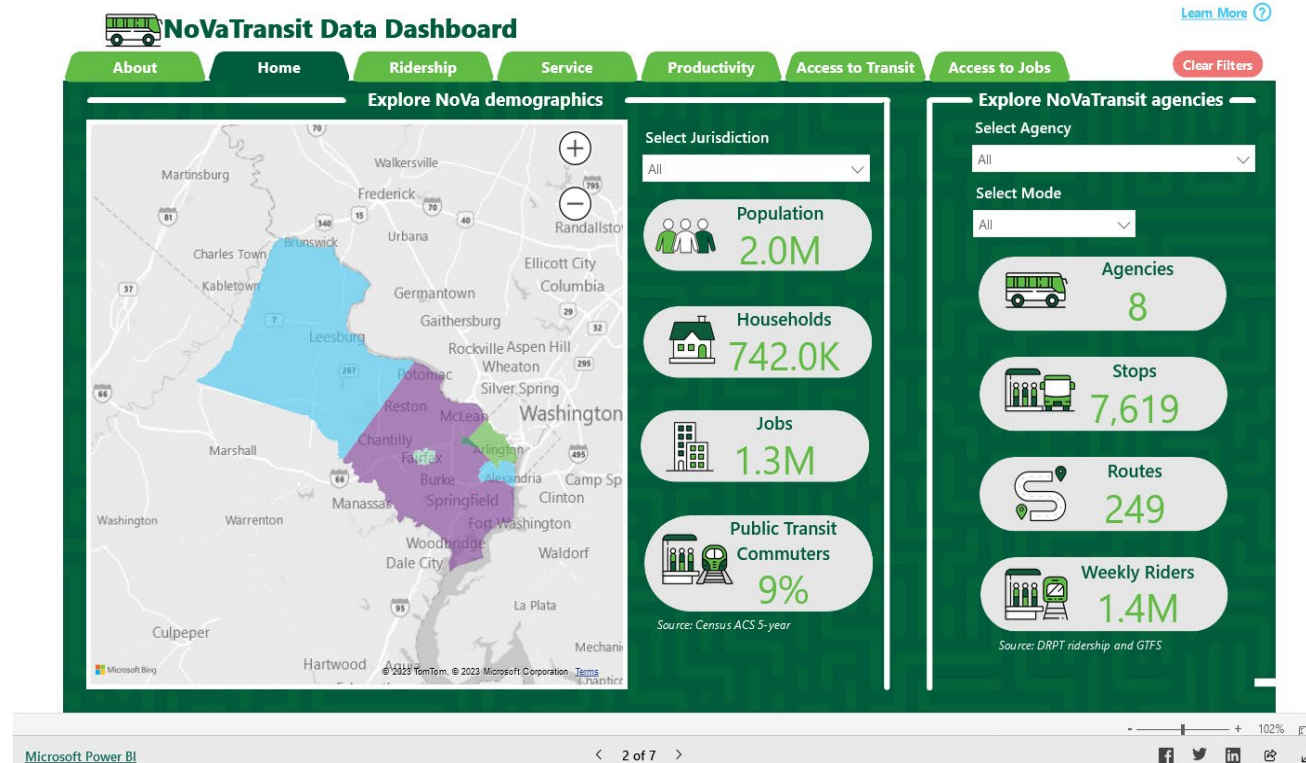
**Regional Transportation Agency @transitRTA** · Jul 14, 2022

Hey, RTA riders! Have you heard, that on July 10th, RTA reinstated certain services that were affected due to COVID19 changes?

Of those reinstated services, Route 503 will operate on an all-day, hourly frequency on weekdays and Saturdays. [transitrt.com/wp-content/upl...](https://transitrt.com/wp-content/upl...)



# Highlights of Part V – Regional Organizations



## HIGHLIGHTS

- NVTA
  - Released the 2022 update to the TransAction regional transportation plan
- NVTC
  - Launched its Transit Dashboard compiling and visualizing wide range of data from member transit agencies
  - Completed a report analyzing the impact on and response by member transit agencies to the COVID-19 pandemic



# Highlights of Part VI – Major Accomplishments

Better Bus Initiatives

Better Bus Will Deliver...

Purpose: Transform bus into a fast, frequent, reliable, affordable system that feels unified  
Outcomes: 26 recommendations + Action Plan

**District Department of Transportation**  
**DC Circulator Transit Development Plan 2020 Update**  
July 6, 2022

**Frederick County Transit Development Plan**  
Final Report – June 2022

**KFH** KFH Group, Inc.  
Bethesda, MD | Austin, TX | Seattle, WA

## HIGHLIGHTS OF STUDIES

- DC Circulator completed three major planning projects (TDP Update, Electrification Plan, and TAM)
- TransIT released its 2022 Transit Development Plan
- VRE completed multiple studies and plans, including its 2022 Transit Asset Management Plan and a Solar Power Generation Study
- WMATA Better Bus and Bus Network Redesign



# Highlights of Part VII – TPB Activities

**visualize 2045**

Visualize 2045 - Visualize 2050 - Goals and Future Factors - Voices of the Region - Tracking Progress - Get Involved - Strategies

## APPROVED PLAN, TIP AND CONFORMITY

The National Capital Region Transportation Planning Board Approved the Visualize 2045 Update, the FY 2023-2026 TIP and the Air Quality Conformity determination at its June 2022 Meeting.

This page provides the final plan, TIP, and conformity documents.

In the final Visualize 2045 update, document page 133 now reports the climate change goals and strategies set by the board at its June 2022 meeting!

Click on the links below to open the documents and download the files.

[Approved Visualize 2045 Long-Range Transportation Plan \(2022 Update\)\(218 MB\)](#)

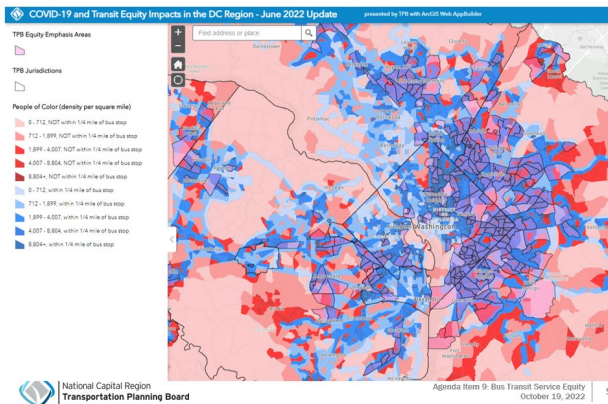
Read the Visualize 2045 Update Executive Summary

## HIGHLIGHTS

- Approval of Visualize 2045 and FY 2023 – 2026 TIP
- Transit Equity Analysis 2022 Update
- Annual Transit Safety Targets; Transit Asset Management Targets (part of PBPP)
- Transit Within Reach Program
- Regional Public Transportation Subcommittee (seven meetings in 2022, including in-person in December)

## People of Color – Access to Local Bus Stops

- Any area that is dark red is of high priority for transit service



## 2022 Regional Transit Safety Targets

Adopted by the Transportation Planning Board at its regular meeting on December 21, 2022

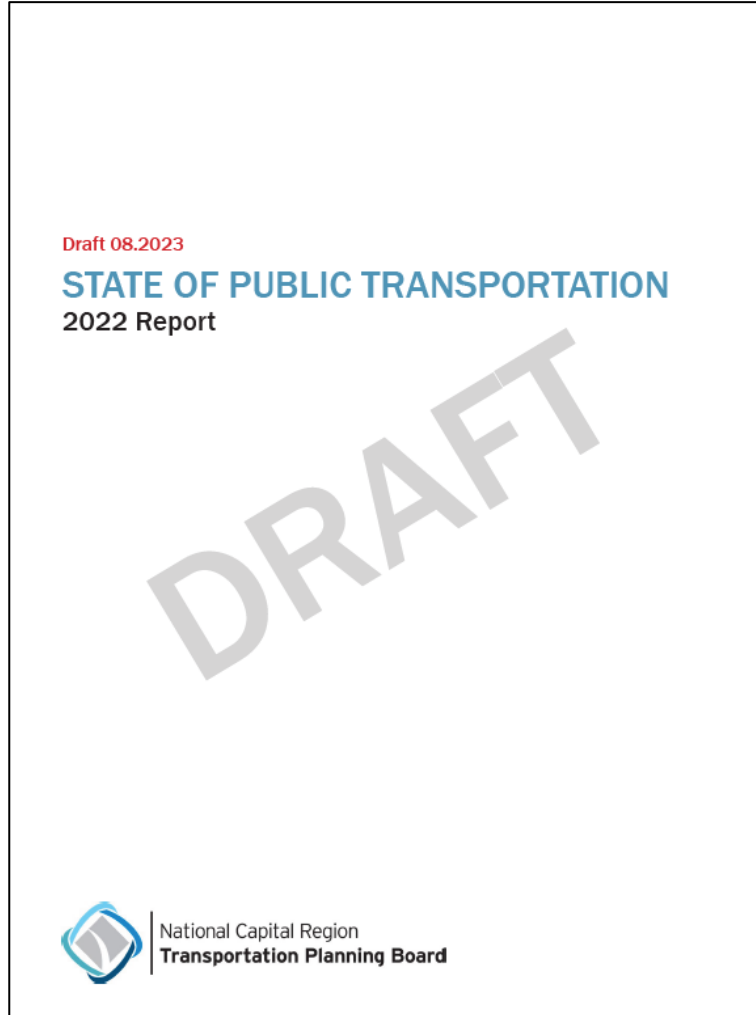
	Fatalities		Serious Injuries		Safety Events		Reliability
	Number	Rate	Number	Rate	Number	Rate	MDBF
Heavy Rail (HR)	0	0	255	0.29	23	0.04	14,000
Streetcar Rail (SR)	0	0	0	0.00	4	0.27	1,000
Urban Bus (MB)	0	0	268	0.49	404	0.74	10,918
Commuter Bus (CB)	0	0	4	0.06	2	0.03	18,596
Demand Response (DR)	0	0	46	0.24	39	0.20	22,903
Vanpools (VP)	0	0	4	0.04	0	0.00	53,000

Rate - Per 100,000 Vehicle Revenue Miles    MDBF = Mean Distance Between Failures



# Next Steps

- Comments on draft report welcome through September 20
- Final report will be discussed at the September 26 RPTS meeting
- Report finalized on October 6 & published on MWCOG website



## Pierre Gaunard

TPB Transportation Planner  
pgaunard@mwkog.org

[mwkog.org/TPB](http://mwkog.org/TPB)

---

Metropolitan Washington Council of Governments  
777 North Capitol Street NE, Suite 300  
Washington, DC 20002



National Capital Region  
**Transportation Planning Board**



# Photo Credits

---

- Slide 1: Multiple bus stop signs in Arlington County, VA (Pierre Gaunaud/COG)
- Slide 5:
  - DC Circulator Bus at National Zoo (DC Circulator)
  - Metrobus leaving Vienna, VA Metrorail station (Pierre Gaunaud/COG)
- Slide 8:
  - Covid-19 mask mandate related tweets (DCStreetcar/X)
  - Covid-19 mask related tweet (RideOnMCT/X)
  - Covid-19 safety protocol related tweet (DCCirculator/X)
  - Covid-19 mask mandate related tweet (VaRailExpress/X)
- Slide 9:
  - Washington-Dulles Intl. Airport Silver Line Station (COG)
  - CUE Bus Agency Rebranding (Ryan Visci/CUE)
  - Brookville Smart Energy Depot (AlphaStruxure and Montgomery County, MD/USDOT - FHWA)
  - OmniRide Connect Microtransit Vans (OmniRide)
- Slide 11: Tweet regarding transit service changes (transitRTA/X)
- Slide 13
  - WMATA Better Bus Network Presentation Slide (WMATA)
  - DC Circulator 2020 Transit Development Plan Update Cover Page (DC Circulator)
  - Frederick County, MD TransIT 2022 Transit Development Plan Cover Page (TransIT/Frederick County)

