

Preliminary Results 2009 Point in Time Homeless Enumeration for the Washington Metropolitan Region

Michael Ferrell
Chairman
Homeless Services Planning and
Coordinating Committee
April 8, 2009

The Housing Continuum

**Public Sector
Investment**

Move-Up/
Long Term
Homeownership

First-Time
Homebuyer

Rental
Housing

Assisted
Housing

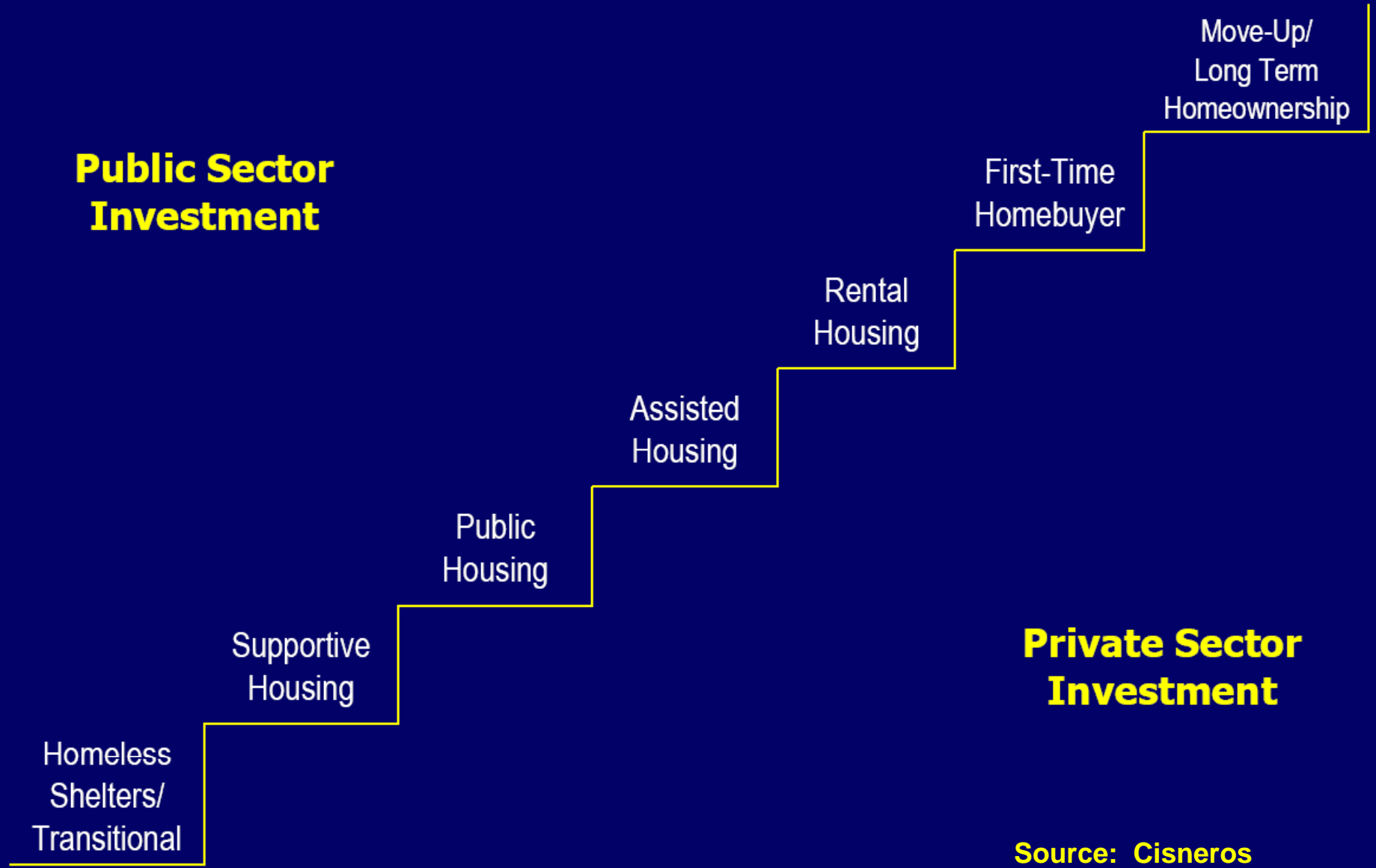
Public
Housing

Supportive
Housing

**Private Sector
Investment**

Homeless
Shelters/
Transitional

Source: Cisneros



Homeless by Jurisdiction, 2005-2009

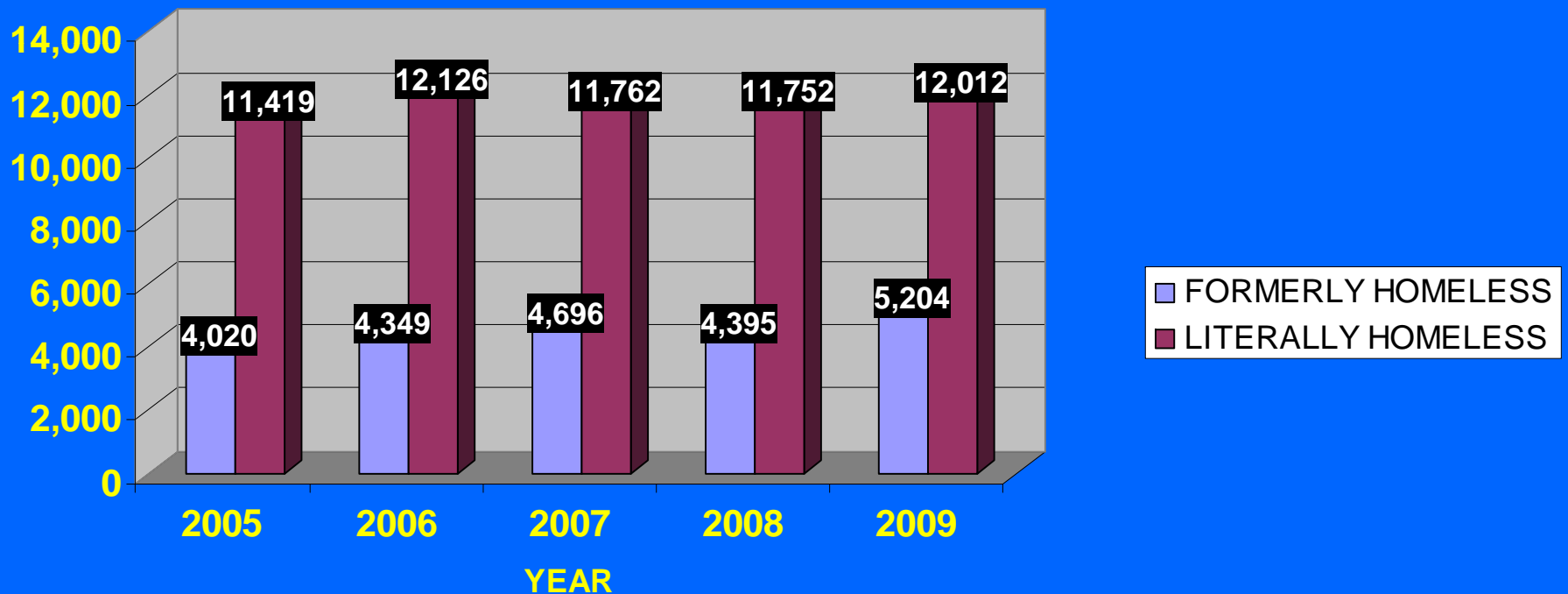
| Jurisdiction | Persons Counted | | | | | % Change |
|------------------------------------|-----------------|---------------|---------------|---------------|---------------|-------------|
| | 2005 | 2006 | 2007 | 2008 | 2009 | 2005-2009 |
| District of Columbia | 6,026 | 6,157 | 5,757 | 6,044 | 6,228 | 3.3% |
| Frederick County | 271 | 212 | 223 | 302 | 324 | 19.6% |
| Montgomery County | 1,068 | 1,164 | 1,139 | 1,150 | 1,247 | 16.7% |
| Prince Georges County | 939 | 1,291 | 1,168 | 943 | 853 | -9.1% |
| Alexandria | 433 | 377 | 375 | 348 | 337 | -22.2% |
| Arlington County | 410 | 477 | 462 | 410 | 511 | 24.6% |
| Fairfax County/City & Falls Church | 1,675 | 1,766 | 1,813 | 1,835 | 1,730 | 3.3% |
| Loudoun County | 93 | 184 | 211 | 170 | 152 | 63.4% |
| Prince William County | 504 | 498 | 614 | 550 | 630 | 25.0% |
| Total | 11,419 | 12,126 | 11,762 | 11,752 | 12,012 | 5.2% |

Comparison: Homeless By Jurisdiction 2008 and 2009

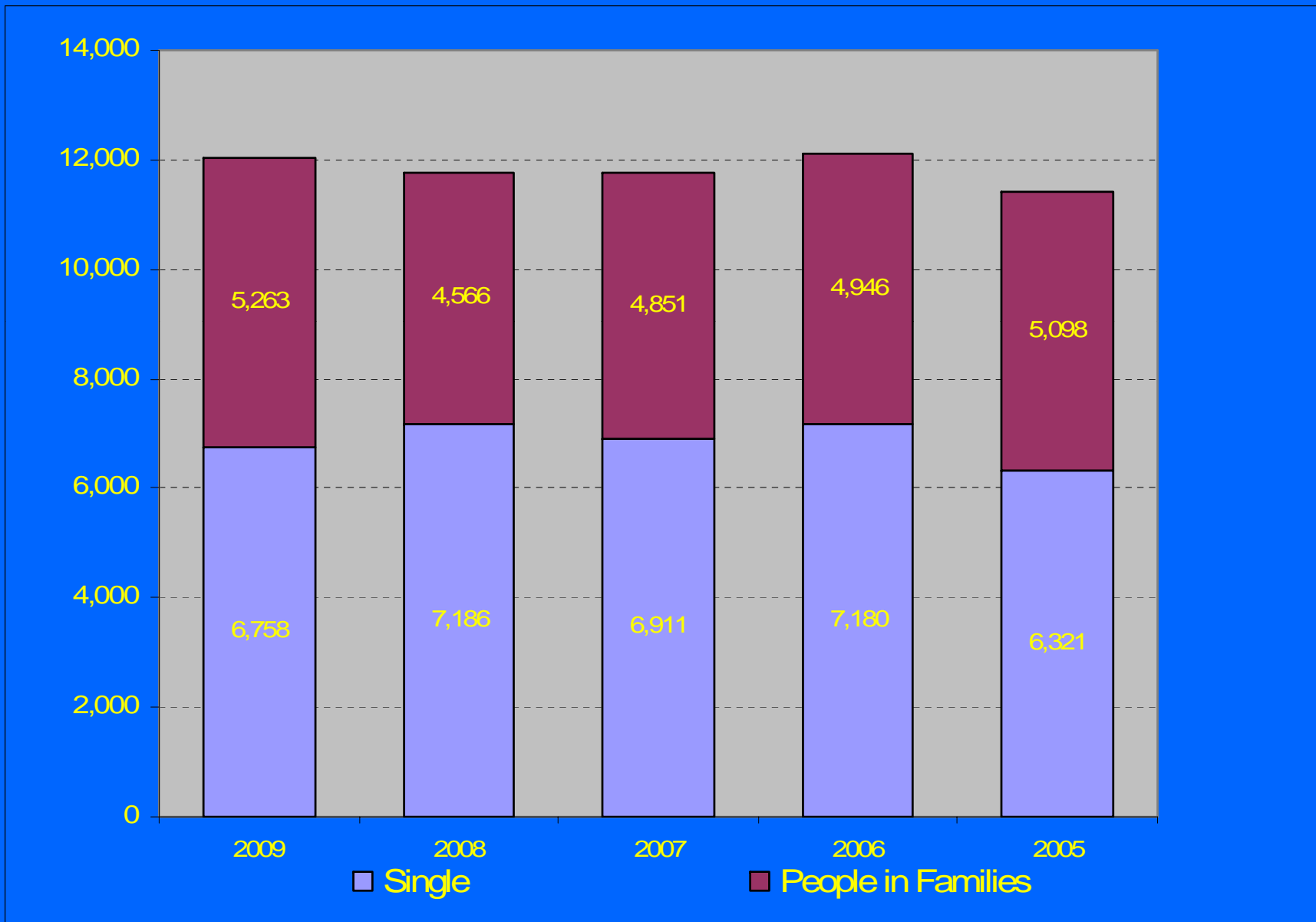
| Jurisdiction | 2008 | 2009 | % Change 2008-2009 |
|------------------------------------|---------------|---------------|--------------------|
| District of Columbia | 6,044 | 6,228 | 3.0% |
| Frederick County | 302 | 324 | 7.3% |
| Montgomery County | 1,150 | 1,247 | 8.4% |
| Prince Georges County | 943 | 853 | -9.5% |
| Alexandria | 348 | 337 | -3.2% |
| Arlington County | 410 | 511 | 24.6% |
| Fairfax County/City & Falls Church | 1,835 | 1,730 | -5.7% |
| Loudoun County | 170 | 152 | -10.6% |
| Prince William County | 550 | 630 | 14.5% |
| TOTAL 2008-2009 | 11,752 | 12,012 | 2.2% |

Literally Homeless Population Has Increased by 5% Since 2005

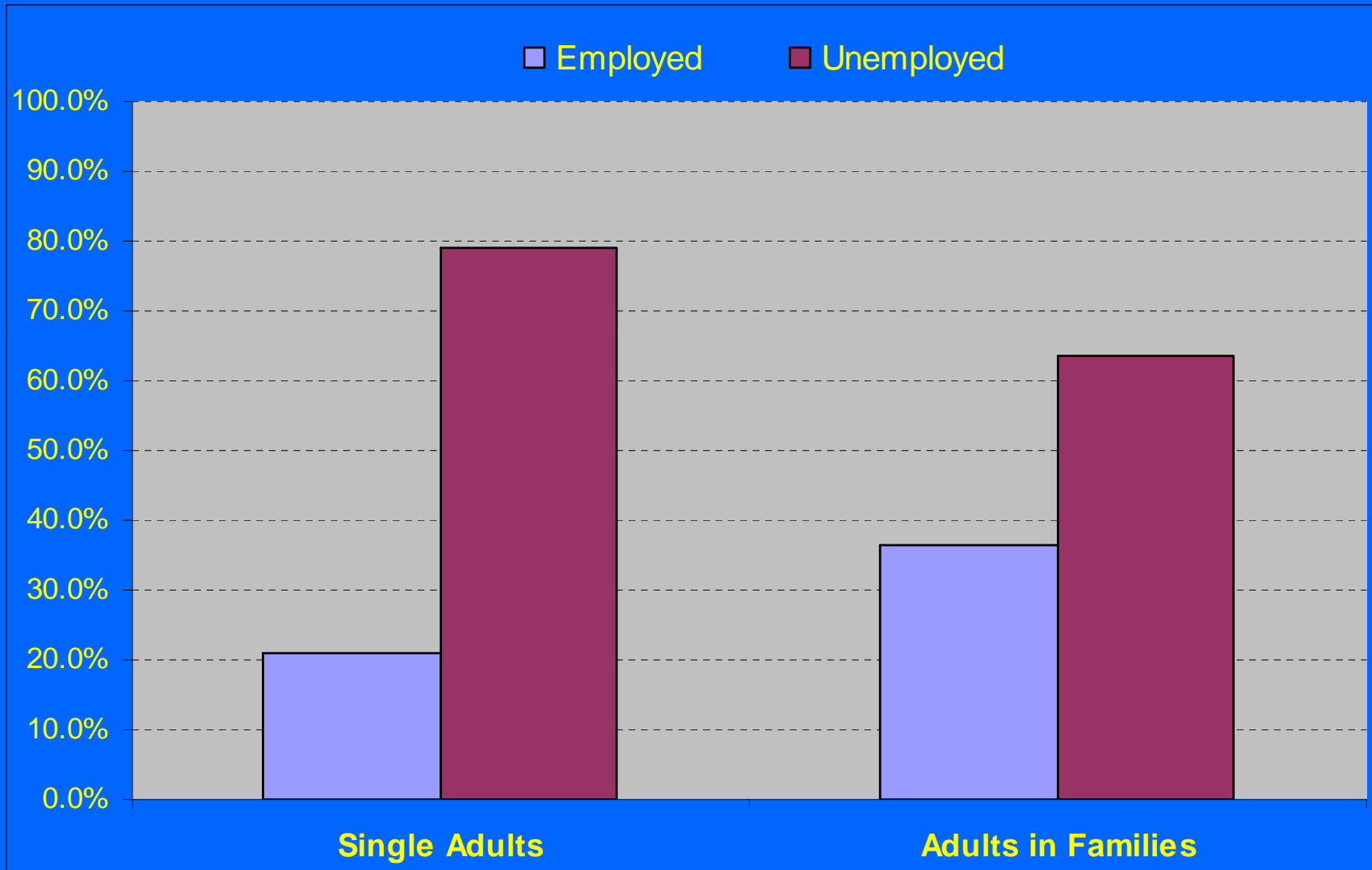
Formerly and Literally Homeless by Jurisdiction,
(2005-2009)



Between 2008 and 2009, the Number and Share of the Region's Homeless Population in Families Increased



79.1 Percent of Single Homeless Adults and 63.5 Percent of Homeless Adults in Families are Unemployed*



* Note: data for Montgomery County are excluded / not yet reported

Recommendations To Reduce Homelessness

(2008)

- More targeted resources to prevent homelessness (emergency rental assistance, short-term support).
- Housing First Approach – placing people in housing first instead of emergency shelter and provide them with supportive services.
- Jobs that pay a living wage – increase incomes.
- Creating affordable housing opportunities at ALL income levels.