



# 66 PARALLEL TRAIL COUNTERS - DATA SUMMARY

TPB Bicycle/Pedestrian Subcommittee

■ Brian Leckie, AICP, VDOT NOVA District  
Bicycle/Pedestrian and Park & Ride Coordinator

September 17, 2024

# Overview

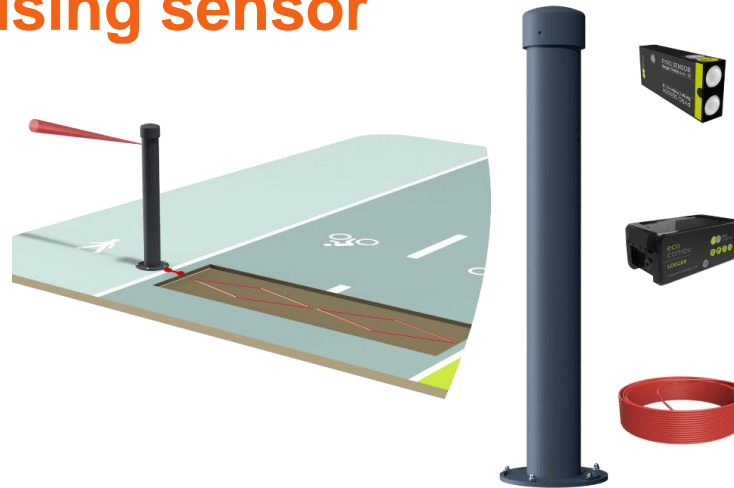
## 8 Eco-Counters between Rte. 28 / Braddock Rd and Gallows Rd

- Installed by Transform 66 project

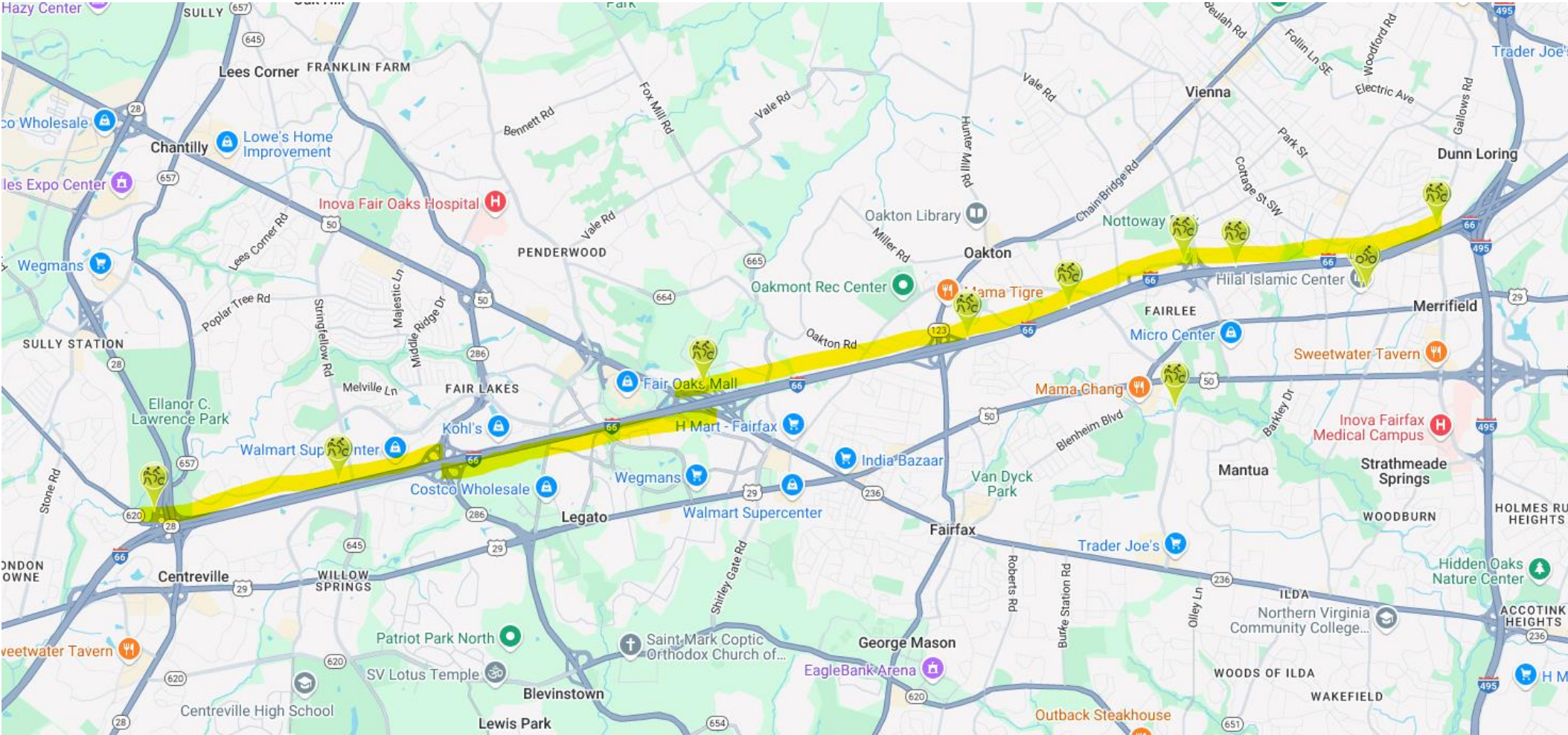
### Urban MULTI Style

### How they work:

- Bikes counted using induction loop technology
- Pedestrians counted using sensor



# Corridor Map



Virginia Statewide Active Transportation Count Network (eco-counter.com)

# Statistics

## May-August 2024 Monthly Statistics

- **2,855 combined bike/ped monthly average**
  - 1,623/month bike average
  - 1,232/month ped average

## Highest activity: VA Center Blvd (near Vienna Metro)

- **4,088 combined bikes/peds in June 2024**
- **Consistently highest numbers month to month**



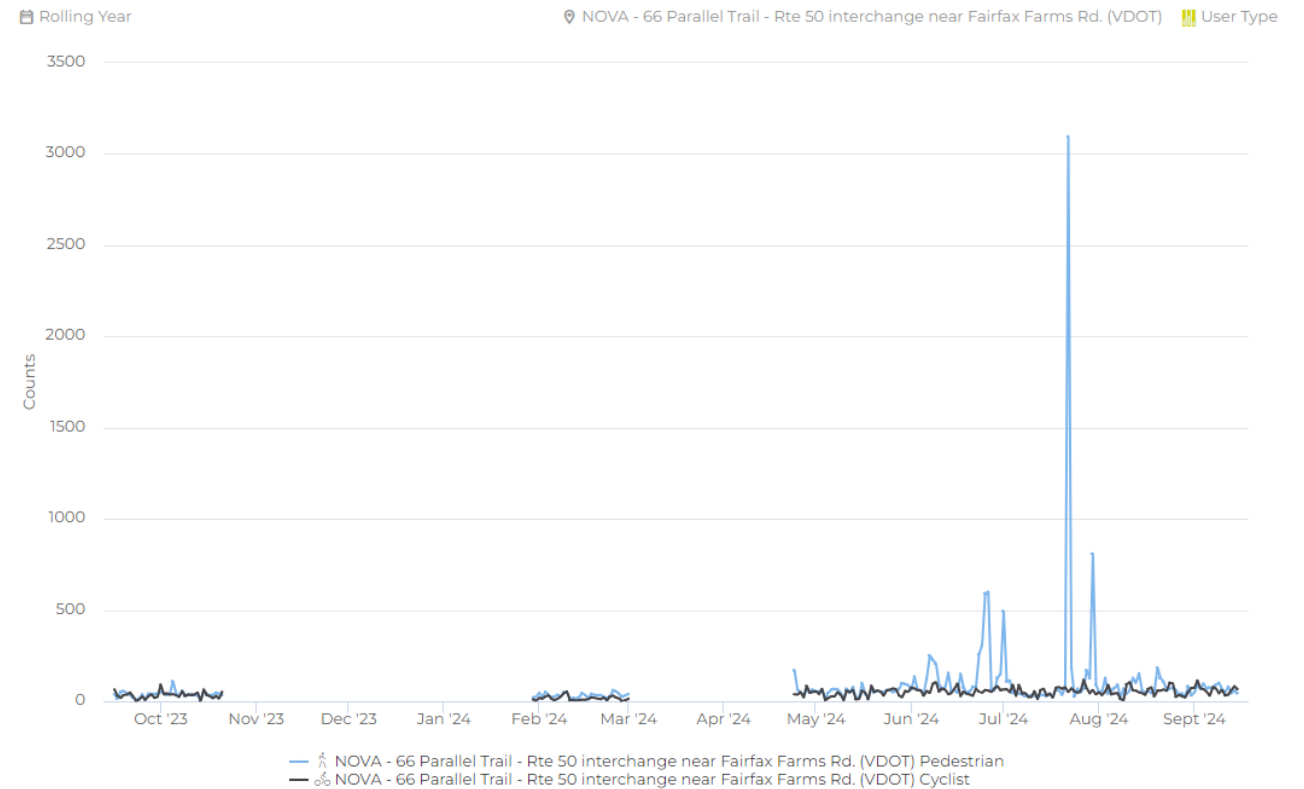
# QA/QC Process

Work with Eco-Counter customer service

Partnership with TPB Staff

Data quality assurance

## Daily traffic



# Thank you! Questions?

**Brian Leckie, AICP**

**VDOT NOVA District**

**Bicycle/Pedestrian and Park & Ride Coordinator**

**[Brian.Leckie@vdot.virginia.gov](mailto:Brian.Leckie@vdot.virginia.gov)**