

# 2010 – 2012 CLIMATE & ENERGY WORKPLAN PROGRESS

Climate, Energy and Environment Policy Committee  
March 23, 2011



# Background

- COG Board began Climate Change Initiative, created a Climate Change Steering Committee (4/07)
- Greenhouse gas emissions inventory 2005-2050
- Best Practices Report, February 2008
- Emission reduction goals for 2012, 2020, 2050 (adopted in 2008)
- Report Adopted November 12, 2008
- Climate Energy Environment Policy Ctte (created in 2009-2010)
- Climate Action Plan for 2012 (2010)



# Climate and Energy Workplan Categories

- Regional GHG Reduction Goals/ Plans
- Energy
  - Energy Efficiency
  - Renewable Energy
- Transportation and Land Use
- Adaptation
- Outreach and Education

# Priorities for 2010

TOP 3 in red:

- ✓ Government and community-wide greenhouse gas inventories
- ✓ Tracking progress toward greenhouse gas reduction goals
- ✓ Developing a regional energy outreach campaign
- Residential retrofits to achieve energy savings
- Street light efficiency programs
- Jurisdictions purchasing or consuming 10% renewable energy



# Data Collection: 2010 Surveys

- Local government survey designed to consolidate and streamline surveying for climate and energy, green building, alternative fuels and air quality
  - 18 of 21 surveys returned
- School district survey on climate and energy programs
  - 8 of 12 surveys returned
- Utilities survey on electricity and natural gas consumption, customer base, renewable energy systems, green power purchase, smart grid/advanced meters
  - Surveys due end of March



# Survey Introduction



## Please Review Prior to Beginning Surveys

The Metropolitan Washington Council of Government Department of Environmental Programs (COG DEP) conducts several local government surveys every year on topics related to climate, energy and air quality. In order to streamline the survey process all surveys have been incorporated into this document and will be collected simultaneously in January each year. To also assist in streamlining the survey process, any information from your jurisdiction that has been previously collected by COG is included in the survey responses in this document. Please verify or modify the answers to reflect the current status. **Steps to completing the surveys are as follows:**

- 1) Identify the appropriate staff person to complete each survey.
- 2) Each appropriate staff person completes the survey they are responsible for by updating and filling in information in the light green highlighted cells only.
- 3) Return the completed excel document to [mdavis@mwkog.org](mailto:mdavis@mwkog.org) by Friday, February 4, 2011.

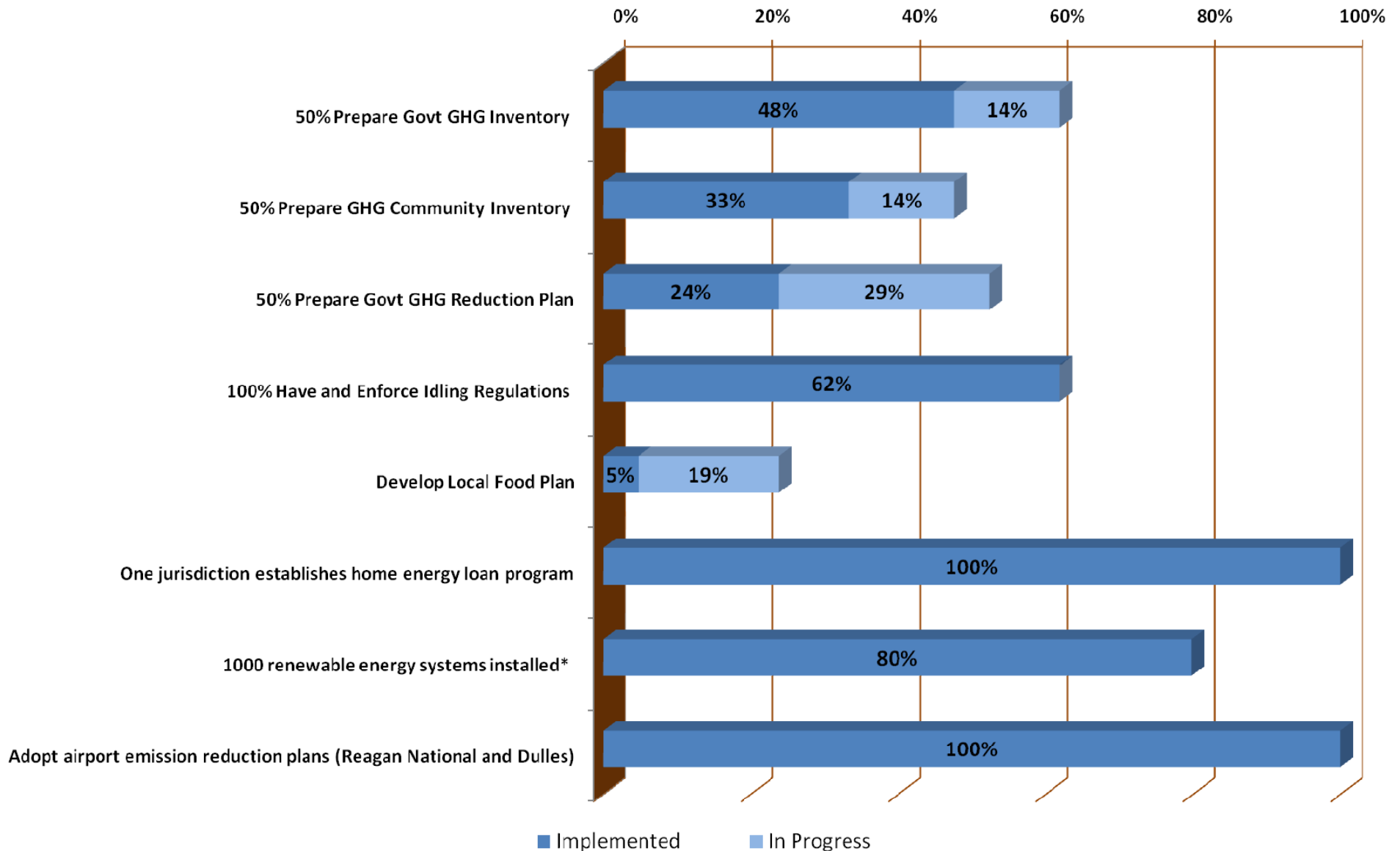
The data and information collected in this document will provide robust results for the Annual Climate Action Progress Report and the Air Quality State Implementation Plan (SIP) Voluntary Bundle Annual Progress Report. In addition, the Green Building Survey will inform sub-committee actions and reports and the Alternative Fuel and Low Emission Vehicles Survey will inform the Alternative Fuels Clean Cities Partnership reporting.

Each survey is on a separate color-coded tab in this document. The color coding reflects the purpose for collecting the data / which report(s) the data will be used in. If you have questions regarding a specific survey please contact the appropriate staff lead for each survey. The surveys included in this document, the report(s) the data will be used for and color coding for the tabs are as follows:

Report	Survey	Staff Lead <sup>1</sup>
Collected for Annual Climate Action Progress Report	<a href="#">Regional Workplan Progress</a>	Maia Davis
	<a href="#">Green Building</a>	Leah Boggs
Collected for Annual Climate Action and SIP Progress Reports	<a href="#">Alternative Fuel and Low Emission Vehicles</a>	Leah Boggs
Collected for Annual SIP Progress Report	<a href="#">Renewable Energy Purchases</a>	Jeff King
	<a href="#">Building Efficiency</a>	Jeff King
	<a href="#">LED Traffic Signals</a>	Jeff King
	<a href="#">Tree Canopy</a>	Jeff King
	<a href="#">Low VOC Paints</a>	Jeff King
	<a href="#">Episodic Measures</a>	Jeff King

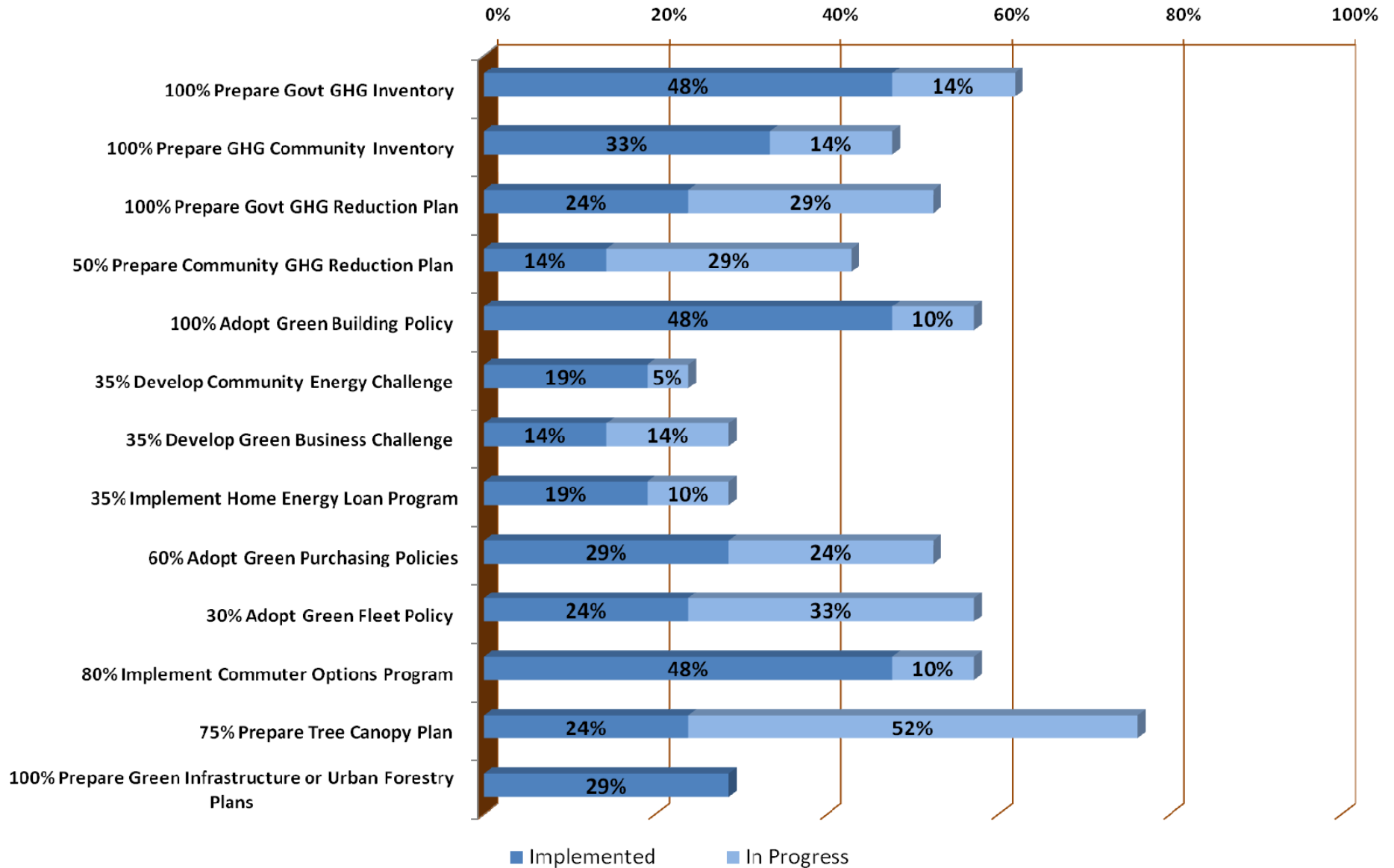
<sup>1</sup>Staff Contact Info: [mdavis@mwkog.org](mailto:mdavis@mwkog.org) or 202-962-3227  
[lboggs@mwkog.org](mailto:lboggs@mwkog.org) or 202-962-3336  
[jking@mwkog.org](mailto:jking@mwkog.org) or 202-962-3238

# Progress on 2010 Workplan Goals



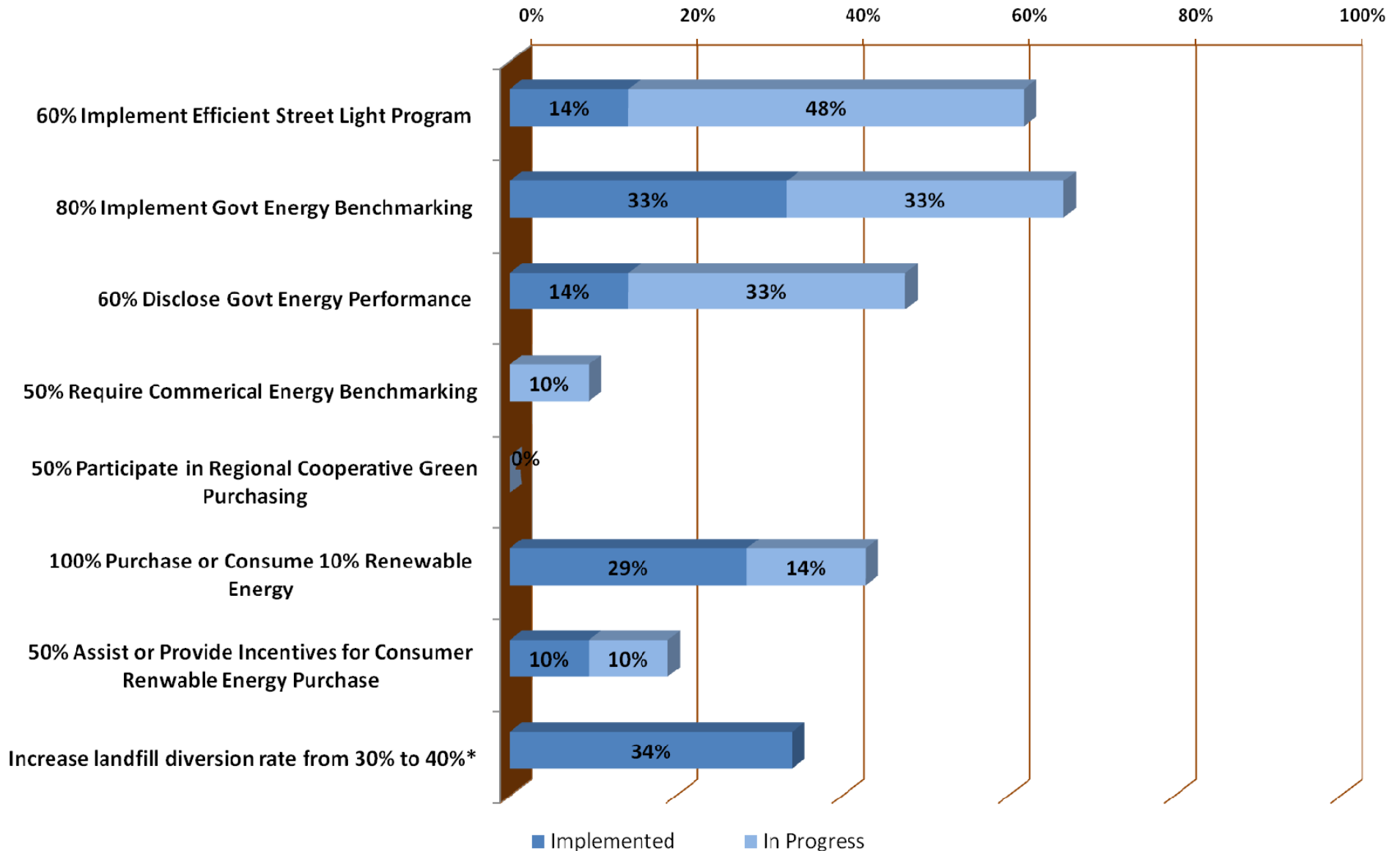
\*798 systems in operation with a total capacity of 7,712 kilowatts. Includes data from Allegany and Pepco through 2009 and from Dominion through May 2010.

# Progress on 2011 Workplan Goals





# Progress on 2012 Workplan Goals



\*Data is CY 2006

# Select Measure Highlights

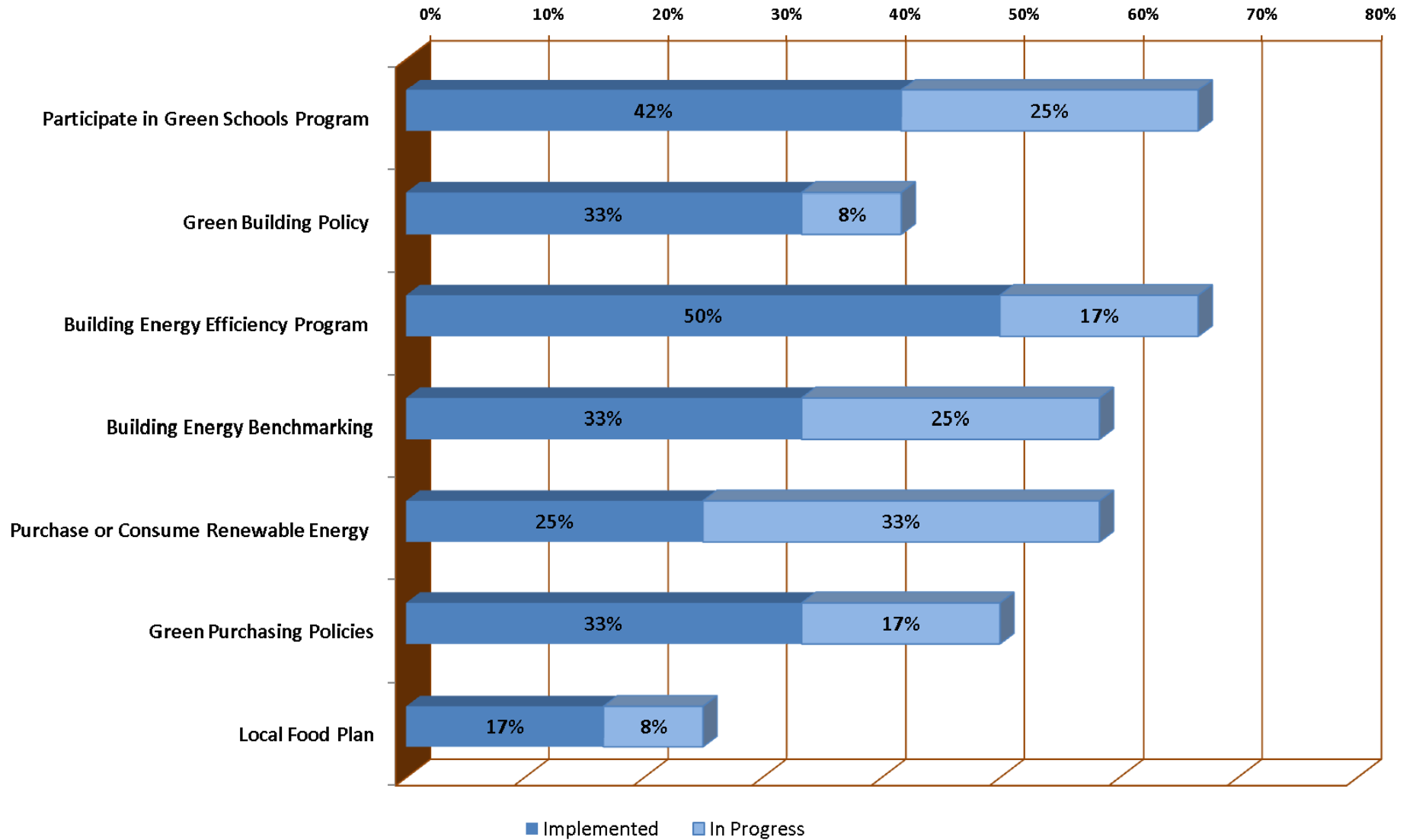
(at least 50% of jurisdictions are implementing or in progress on each measure in the chart below)

Jurisdiction	2009 Population <sup>1</sup>	Govt GHG Inventory	Govt GHG Reduction Plan	Comprehensive Energy Strategy	Green Building Policy	Efficient Street Light Program	Govt Energy Benchmark	Green Purchasing Policies	Green Fleet Policy	Commuter Options Program	Tree Canopy Plan
District of Columbia	588,433	●	◐	◐	●	◐	●	◐	◐	●	◐
<b>Suburban Maryland</b>											
Frederick County	165,246	●	●	●	◐	●	●	○	◐	●	◐
City of Fredrick	58,939	○	○	○	○	NR	NR	●	○	○	◐
Montgomery County	809,963	●	●	◐	●	◐	●	●	N/A	●	N/A
City of Gaithersburg	58,632	◐	○	●	●	◐	○	○	○	○	◐
City of Rockville	59,825	◐	●	◐	●	●	●	◐	◐	●	●
City of Takoma Park	17,752	NR	NR	NR	NR	NR	NR	NR	NR	NR	NR
Prince George's County	724,935	NR	NR	NR	NR	NR	NR	NR	NR	NR	NR
City of Bowie	53,572	●	○	●	●	◐	◐	○	◐	○	◐
City of College Park	27,202	●	○	○	N/A	●	○	◐	N/A	●	◐
City of Greenbelt	21,536	NR	NR	NR	NR	NR	NR	NR	NR	NR	NR
Town of Bladensburg	7,741	○	○	○	○	○	◐	◐	◐	◐	◐
<b>Northern Virginia</b>											
City of Alexandria	142,131	●	◐	◐	●	◐	◐	○	○	●	●
Arlington County	206,405	●	◐	◐	●	◐	●	●	●	●	●
Fairfax County	1,012,751	●	●	◐	●	◐	◐	●	●	●	●
City of Fairfax	23,369	○	◐	◐	●	◐	◐	○	◐	○	◐
City of Falls Church	11,233	●	◐	◐	○	◐	◐	●	●	◐	◐
Loudoun County	277,465	●	●	●	●	○	●	●	●	●	◐
Prince William County	360,910	◐	◐	◐	◐	○	●	◐	◐	●	◐
City of Manassas	35,559	○	○	◐	○	◐	◐	N/A	●	N/A	●
City of Manassas Park	11,633	NR	NR	NR	NR	NR	NR	NR	NR	NR	NR

● - Implemented    ◐ - In Progress    ○ - Not Started    N/A - Not Applicable    NR - No Response

<sup>1</sup>MWCOG, [Our Changing Region: Highlights from the American Community Survey 5-Year Data](#)

# School Districts



# Challenges

## ➤ Residential retrofits

How do we track number of homes retrofitted to save a certain percent of energy?

## ➤ Resource limitations for smaller local governments

## ➤ Limited ability to collect data from private sector

## Discussion and Feedback

- Where do we need to inspire action?
- Should any revisions be made to the goals and measures in the workplan?
- What should the priorities be for 2011?