

*All Hands on Deck:
Baltimore's Strategy for
Responding to Overdoses*




Baltimore Response Model

Getting Stake-Holder's Buy-In





The Pipeline: U.S. Prescription Practices



Starting Addictions that Progress to Heroin Use

***Pain as the
5th Vital Sign**



Why This Time is Different Fentanyl: Fast Forward from 2005



160,000



**VAST CHEMICAL AND PHARMACEUTICAL INDUSTRIES
— COMBINED WITH LAX REGULATION, LOW
PRODUCTION COSTS, AND GOVERNMENT CORRUPTION**

Street Economics

Pills to Fentanyl - 3 Easy Lessons



2 Pills = \$160

VS

4 Caps = \$40

H = 3 - 4 x

VS

F = 16 - 24 x

1 kg H = \$32,000

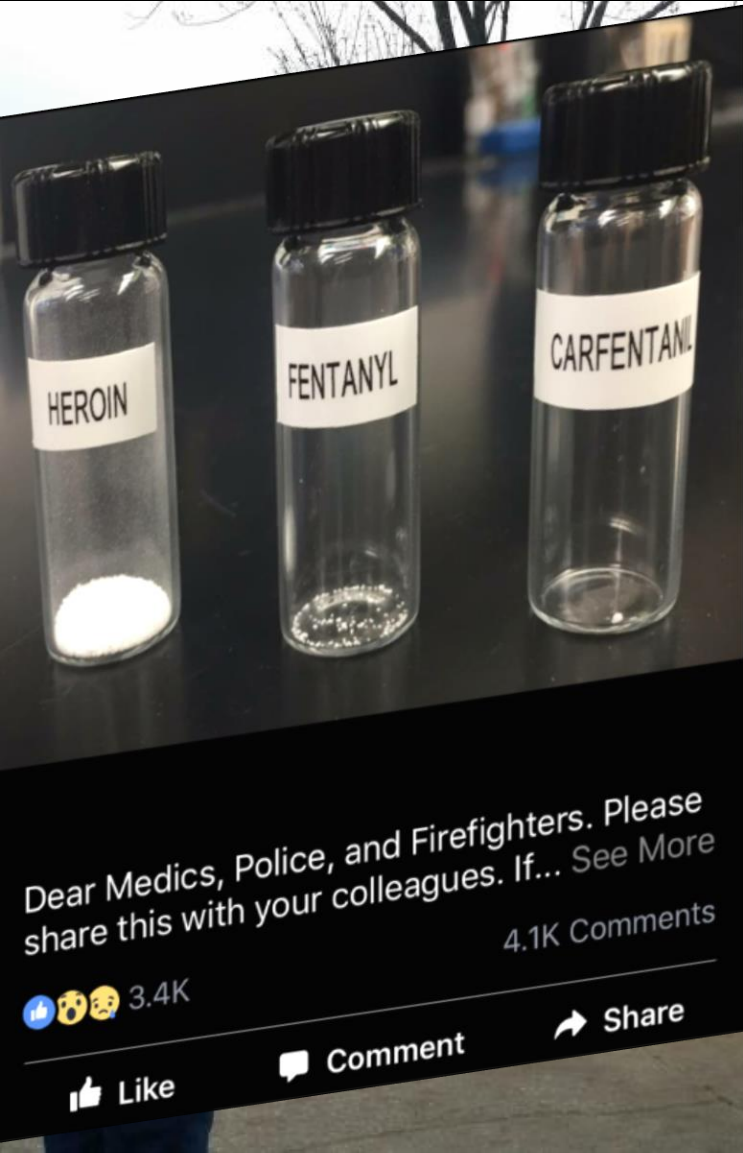
VS

1 kg F = \$2,500



Fentanyl

most potent opioid available; and new business model?

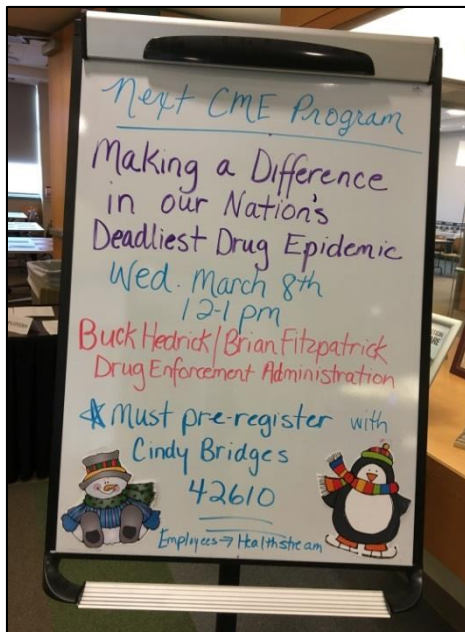




Education & Awareness “Best Practices”



- **Law Enforcement**
 - It’s a Crime Scene Too
 - Next 3 Logical Steps
- **Public Health**
 - Continuing Med Ed Creds
 - Crisis Intervention Teams
- **Schools**
- **Community Outreach**
- **Mapping**



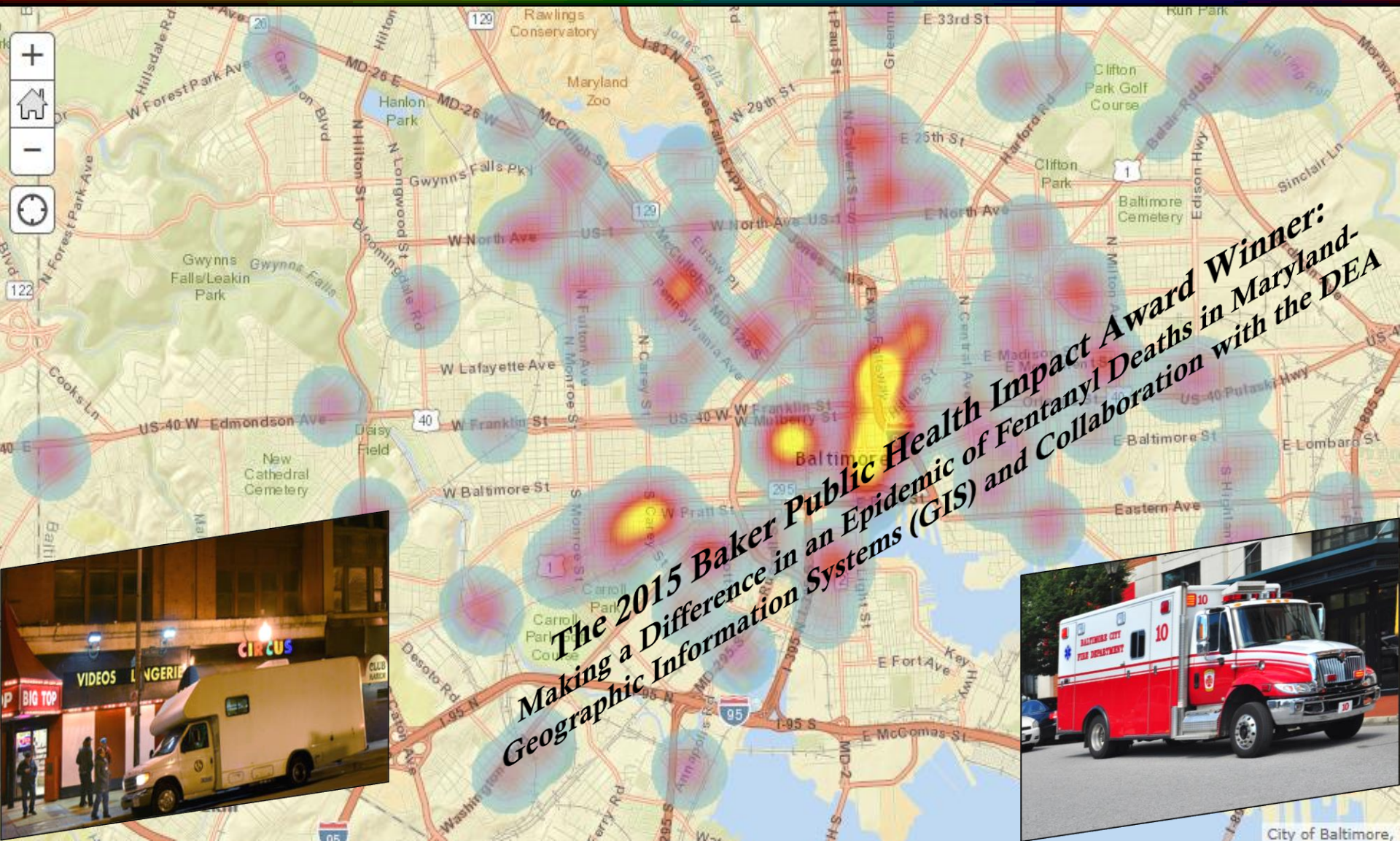


Bio-Surveillance

An Award Winning Best Practice



Public Health
Prevent. Promote. Protect.



**The 2015 Baker Public Health Impact Award Winner:
Making a Difference in an Epidemic of Fentanyl Deaths in Maryland-
Geographic Information Systems (GIS) and Collaboration with the DEA**





What Can Doctors Do?

Best Practices



- ✓ **Use PDMP**
- ✓ **Remove Effective Treatment Barriers**
 - ✓ **Buprenorphine / Methadone**
- ✓ **Discuss Risks & Benefits with Patients**
- ✓ **Follow Best Practices**
 - ✓ **Screen for Substance Abuse / Mental Health Issues**
 - ✓ **Prescribe Lowest Effective Dose**



What Can Consumers Do?

Best Practices



- **How will my pain be managed before, during and after surgery/injury?**
- **How much discomfort is usually associated with this procedure/injury?**
- **What non-narcotic pain control options do I have?**
- **What side effects can I expect?**
- **How will I manage long-term pain?**



What Can Government Do?

6 Key Indicators

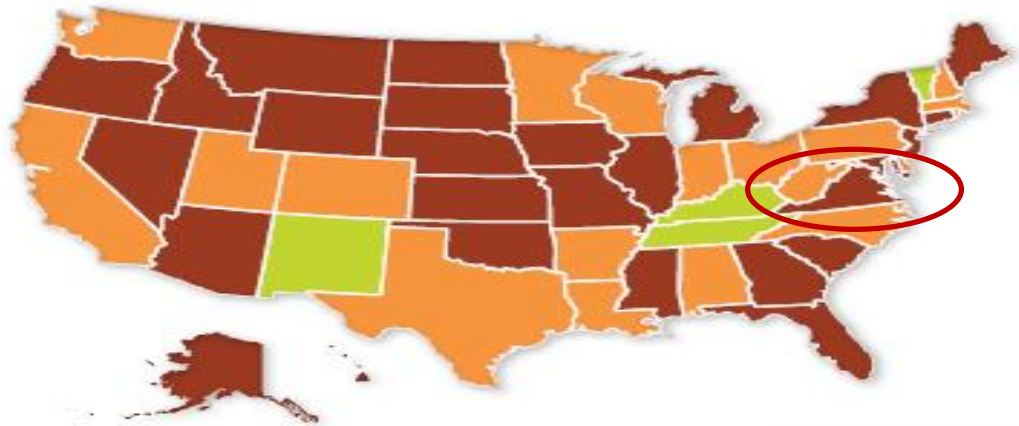
1.	Requires Mandatory Prescriber Education	17 states meet this indicator: CA, CT, DE, IA, KY, MA, NV, NH, NM, NC, OR, RI, SC, TN, VT, WI, WV
2.	Adopted Opioid Prescribing Guidelines	22 states meet this indicator: AL, AZ, AR, CA, CO, HI, IN, KY, MA, MN, NH, NM, NC, OH, OK, PA, RI, TN, UT, VT, WA, WV
3.	Eliminating Pill Mills	12 states meet this indicator: AL, FL, GA, IN, KY, LA, MS, OH, TN, TX, WI, WV
4.	Allows Physician and Pharmacy delegates to PDMPs	40 states meet this indicator: AL, AR, AZ, CA, CO, CT, DE, DC , ID, IL, IN, IA, KS, KY, LA, MD , MA, MN, MT, NH, NJ, NM, NY, NC, ND, OH, OR, PA, RI, SC, SD, TN, TX, UT, VA , VT, WA, WI, WV, WY
5.	Allows Naloxone to be prescribed with a standing order	35 states meet this indicator: AK, AL, AR, CA, CO, DE, FL, GA, IL, IN, KY, LA, MD , ME, MN, MS, NC, ND, NV, NH, NJ, NM, NY, OH, OK, PA, RI, SD, TN, TX, UT, VA , VT, WA, WI
6.	Availability of Opioid Use Disorder (OUD) Treatment	3 states meet this indicator: ME, NM, VT



Our Report Cards

We All Have a Lot More Work To Do!

A ROADMAP FOR STRENGTHENING LAWS & REGULATIONS



- 47 STATES** NEED TO IMPROVE!
- 28 STATES** are "FAILING"
- 4 STATES** are "MAKING PROGRESS"

FAILING

MEET ZERO INDICATORS

THREE HAVE MET ZERO INDICATORS.

Michigan
Missouri
Nebraska

3 STATES

MEETS 1 INDICATOR

Alaska
District of Columbia
Hawaii
Idaho
Kansas
Montana
Wyoming

MEETS 2 INDICATORS

Arizona
Connecticut
Florida
Georgia
Illinois
Iowa
Maine
Maryland
Mississippi
Nevada
New Jersey
New York
North Dakota
Oklahoma
Oregon
South Carolina
South Dakota
Virginia

LAGGING BEHIND

MEETS 3 INDICATORS

Arkansas
Colorado
Delaware
Louisiana
Massachusetts
Minnesota
Pennsylvania
Texas
Utah
Washington

MEETS 4 INDICATORS

Alabama
California
Indiana
New Hampshire
North Carolina
Ohio
Rhode Island
West Virginia
Wisconsin

MAKING PROGRESS

MEETS 5 INDICATORS

Kentucky
New Mexico
Tennessee
Vermont

MEETS 6 INDICATORS

ZERO HAVE MET ALL 6 INDICATORS.

NO STATES