

Region Forward: Measuring Progress

Prosperity Targets – January 2018

Target	Annual Rate of Growth in Median Wages Grew Faster than Inflation	Sustain An Annual 1 To 3 Percent Increase In Number Of New Jobs	Sustain An Annual 2 To 4 Percent Growth Rate In Gross Regional Product	Improve Access To Vocational Training	Increase Rate Of Students Graduating From High School To 90 Percent	By 2020, 45 Percent Or More Of Population Over 25 Attained A Bachelor's Degree	By 2020, 20 Percent Or More Of Population Over 25 Attained A Professional Or Advanced Degree
Latest Estimate	Wage growth (2%) > Inflation (1%)	1.6%	3.2%	Method of Measurement not determined	89%	50%	25%
Trend	↑	↓	↓	Not Determined	↑	↑	↑
Meet / Do Not Meet Target	✓	✓	✓	Not Determined	✗	✓	✓
Source / Date of Latest Data	BLS CPI- All Urban Consumers; Washington-Baltimore, DC-MD-VA-WV (Annual) and BLS OES; Latest Data for 2016	BLS QCEW, Latest data for 2016	BEA Regional Economic Accounts, GDP By Metropolitan Area in Current Dollars, Latest data for 2016	Not Determined	DC Office of the State Superintendent of Education, MD State Department of Education, VA Department of Education, Latest Data for 2016	Census American Community, Latest data for 2016	Census American Community, Latest data for 2016

Region Forward Coalition Members: During 2018, you will be provided with updates on the Region Forward Targets. Throughout today's meeting, please consider the following questions:

1. What comments or concerns can you share about our current performance?

2. Given the COG Board's adoption of 19 goals and 28 targets, would you suggest any enhancements (change of threshold, etc.) to be considered in the future?

Questions Continue on the Reverse ->

Please provide this handout to COG Staff at the end of this meeting or scan and email to nmccall@mwkog.org



3. Are there any additional quantifiable and measurable prosperity targets that you might suggest be considered?

4. A recent COG Institute for Regional Excellence policy project group studied the measure "Access to Vocational Training". Among the recommendations was that "Vocational Training" should be changed to "Career Technical Education."

a) Do you agree? YES _____ NO _____

b) We have not determined a method of measurement for this target. If you have recommendations, please describe.

5. What creative and inventive policies, practices, and projects that help metropolitan Washington achieve the Region Forward's goals should be highlighted in the coming year?

6. Would like to be involved in planning or sharing your local perspective during any of the future meetings (please check):

	Planning	Share Local Perspective
April 27 th - Sustainability	_____	_____
July 27 th - Accessibility	_____	_____
October 26 th - Livability	_____	_____

7. Additional comments:

8. Please provide your name and email so that we can follow up with you if we have any questions about your responses:

Name _____
Email _____

Please provide this handout to COG Staff at the end of this meeting or scan and email to nmccall@mwcog.org

Region Forward: A Comprehensive Guide for Regional Planning

The Greater Washington 2050 Coalition developed *Region Forward*, a planning guide that reflects our shared, regional goals, helps us measure regional progress, and demonstrates the many benefits of working together more closely. *Region Forward* is not a one-size fits all vision. It accepts the differences among our communities. But it also embraces something that residents of the District of Columbia, suburban Maryland and Northern Virginia understand: our futures are interconnected. *Region Forward* is an important step toward shaping a more accessible, sustainable, prosperous and livable region over the next half-century.

Goals



Land Use

We seek the enhancement of established neighborhoods of differing densities with compact, walkable infill development, rehabilitation and retention of historic sites and districts, and preservation of open space, farmland and environmental resource land in rural areas.

(Sustainability)

We seek transit-oriented and mixed-use communities emerging in Regional Activity Centers that will capture new employment and household growth.

(Accessibility)



Climate & Energy

We seek a significant decrease in greenhouse gas emissions, with substantial reductions from the built environment and transportation sector.

(Sustainability)

We seek efficient public and private use of energy Region-wide, with reliance upon renewable energy and alternative fuels for buildings, vehicles, and public transportation.

(Sustainability)



Health & Human Services

We seek healthy communities with greater access to quality health care and a focus on wellness and prevention.

(Livability)

We seek to provide access and delivery of quality social services to all residents.

(Livability)



Transportation

We seek a broad range of public and private transportation choices for our Region which maximizes accessibility and affordability to everyone and minimizes reliance upon single occupancy use of the automobile.

(Accessibility)

We seek a transportation system that maximizes community connectivity and walkability, and minimizes ecological harm to the Region and world beyond.

(Accessibility)



Economic

We seek a diversified, stable, and competitive economy, with a wide range of employment opportunities and a focus on sustainable economic development.

(Prosperity)

We seek to minimize economic disparities and enhance the prosperity of each jurisdiction and the Region as a whole through balanced growth and access to high-quality jobs for everyone.

(Prosperity)

We seek to fully recognize and enhance the benefits that accrue to the region as the seat of the National government and as a world capital.

(Prosperity)



Education

We seek to provide greater access to the best education at all levels, from pre-kindergarten to graduate school.

(Prosperity)

We seek to make our Region a pre-eminent knowledge hub, through educational venues, workforce development, and institutional collaboration.

(Prosperity)



Environmental

We seek to maximize protection and enhancement of the Region's environmental resources by meeting and exceeding standards for our air, water, and land.

(Sustainability)

We seek preservation and enhancement of our Region's open space, green space, and wildlife preserves.

(Sustainability)



Housing

We seek a variety of housing types and choices in diverse, vibrant, safe, healthy, and sustainable neighborhoods, affordable to persons at all income levels.

(Accessibility)

We seek to make the production, preservation, and distribution of affordable housing a priority throughout the Region.

(Livability)



Public Safety










We seek safe communities for residents and visitors.










(Livability)

We seek partnerships that manage emergencies, protect the public health, safety, welfare, and preserve the lives, property and economic well-being of the region and its residents.










(Livability)










Region Forward: Measuring Progress

Accessibility Targets									
Beginning in 2012, capture 75% of the square footage of new commercial construction and 50% of new households in Activity Centers	●	●	●	●					●
Reduce daily vehicle miles (VMT) per capita	●	●	●	●	●				
The region's transportation system will give priority to management, performance, maintenance, and safety of all transportation modes and facilities	●	●			●		●		●
Transportation investments will link Regional Activity Centers	●	●	●		●	●			
Increase the rate of construction of bike and pedestrian facilities from the Transportation Planning Board's Plan	●	●	●	●	●	●	●		
By 2020, the housing and transportation costs in Regional Activity Centers will not exceed 45% of area median income	●	●			●	●			
Beginning in 2012, at least 80% of new or preserved affordable units will be located in Regional Activity Centers	●	●	●	●	●	●			●
Increase the share of walk, bike, and transit trips	●	●	●	●	●	●	●		
All Regional Activity Centers will have transit access	●	●	●	●	●	●			

Sustainability Targets									
By 2020, all new residential and commercial buildings will be built using sustainable design practices equivalent to LEED Silver standards			●	●	●		●		
By 2020, reduce regional greenhouse gas emissions by 20% below 2005 levels	●	●	●	●	●		●		
Beginning in 2014, the region's air quality will be improving and ambient concentrations will be reduced below federal standards	●	●	●	●			●		
The region will identify, conserve, and enhance a network of protected open spaces, parks, and green infrastructure to provide ecological benefits, wildlife habitat, recreational opportunities, and scenic beauty	●		●	●			●		
By 2050, 50% of all sentinel watersheds will be in good or excellent condition	●	●	●	●					
By 2025, achieve 100% of Chesapeake Bay Program's Water Quality Implementation Goals	●		●	●	●				
Beginning in 2012, the region will maintain more than 450,000 acres of agricultural land in farms	●		●	●	●				

Region Forward: Measuring Progress

Prosperity Targets									
Annual rate of growth in median wages will exceed the rate of inflation	●				●				
Sustain an annual 1 to 3% increase in the number of new jobs					●			●	
Sustain an annual 2 to 4% growth rate in Gross Regional Product for the National Capitol Region	●				●				
Improve access to vocational training and educational options throughout the region					●			●	
Increase the rate of students graduating from high school to 90%					●			●	
By 2020, the percent of population over 25 with a Bachelor's degree is 45% or higher, and the percent with a professional or advanced degree is 20% or higher					●			●	

Livability Targets									
Beginning in 2012, the region will dedicate 15% of all new housing units to be affordable - or a comparable amount of existing housing units through rehabilitation or preservation efforts- for households earning less than 80% of the regional median income	●	●			●	●			
Beginning in 2012, the region will maintain a minimum of 10% of housing stock affordable to households earning less than 80% of the regional median income	●	●			●	●			
Reduce the number of pedestrian and bicycle fatalities across the region	●	●	●	●			●		●
Reduce the number of violent and property crimes across the region							●		●
Increase access for area residents to real time crime data and timely emergency alerts through the internet or mobile applications									●
The majority of the Healthy People Goals are met by greater than half of the region's population					●	●	●		