

FY2024 MEMBER DUES AND REGIONAL FEES

Accelerating Action on Planning Priorities

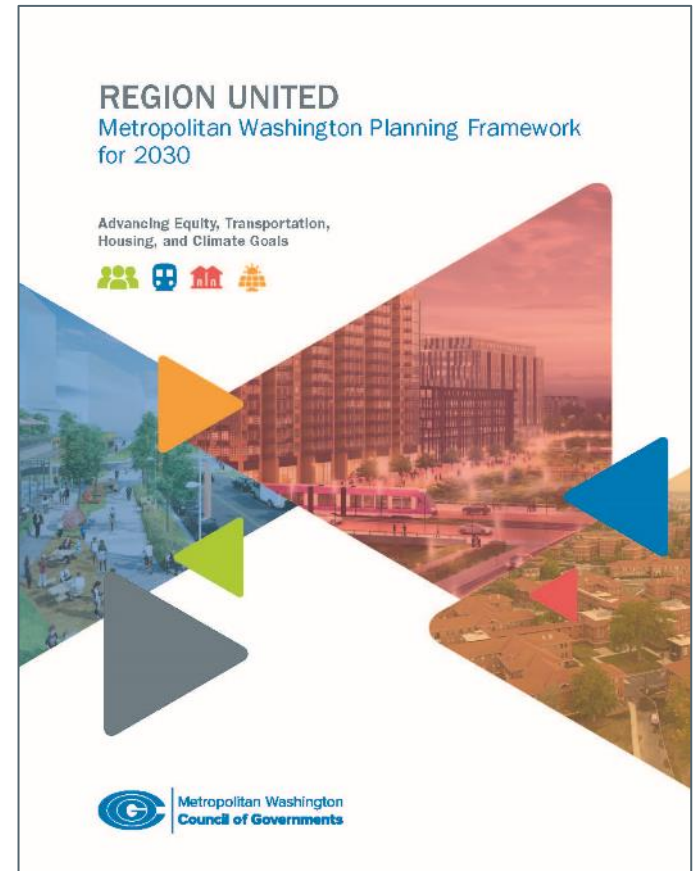
COG Board of Directors
October 12, 2022



Metropolitan Washington
Council of Governments

COG's Planning Priorities

- Guided by its **Region Forward Vision**, COG continually strives for a more prosperous, accessible, livable, and sustainable future for all residents.
- COG has also affirmed **racial equity** as a fundamental value, which is being woven throughout COG's work.
- To advance its vision for the future, COG is helping its member governments turn their shared equity, transportation, housing, and climate goals into action through **Region United**, a comprehensive new planning framework for 2030, as well as its longstanding planning areas.



Year-Round Member Benefits

- Monthly meetings where members and subject matter experts **make connections** and **develop consensus** on issues to improve the region's quality of life.
- Access to COG research, publications, data, and planning documents.
- Consultation with COG staff and contacts, primed to help members think regionally and act locally.
- Ongoing participation in local and regional forums, conferences, and a voice in shaping regional priorities and actions.



COG Board of Directors Leadership: Chair Christian Dorsey (Arlington County); Vice Chairs Kate Stewart (City of Takoma Park) and Charles Allen (District of Columbia).


Member Savings

COG harnesses the purchasing power of member jurisdictions to save them time and money.

- Fuel contracts leverage 40+ million gallons of buying power annually.
- Road salt contracts leverage over 100,000 tons of buying power annually.

COG continually seeks out cooperative purchasing opportunities for members, like these contracts:

- Procurement of self-contained breathing apparatus for fire departments; public safety radios for police and fire departments; bottled water for local schools; procurement of planning contracts and health and wellness training for police, fire, and health departments.



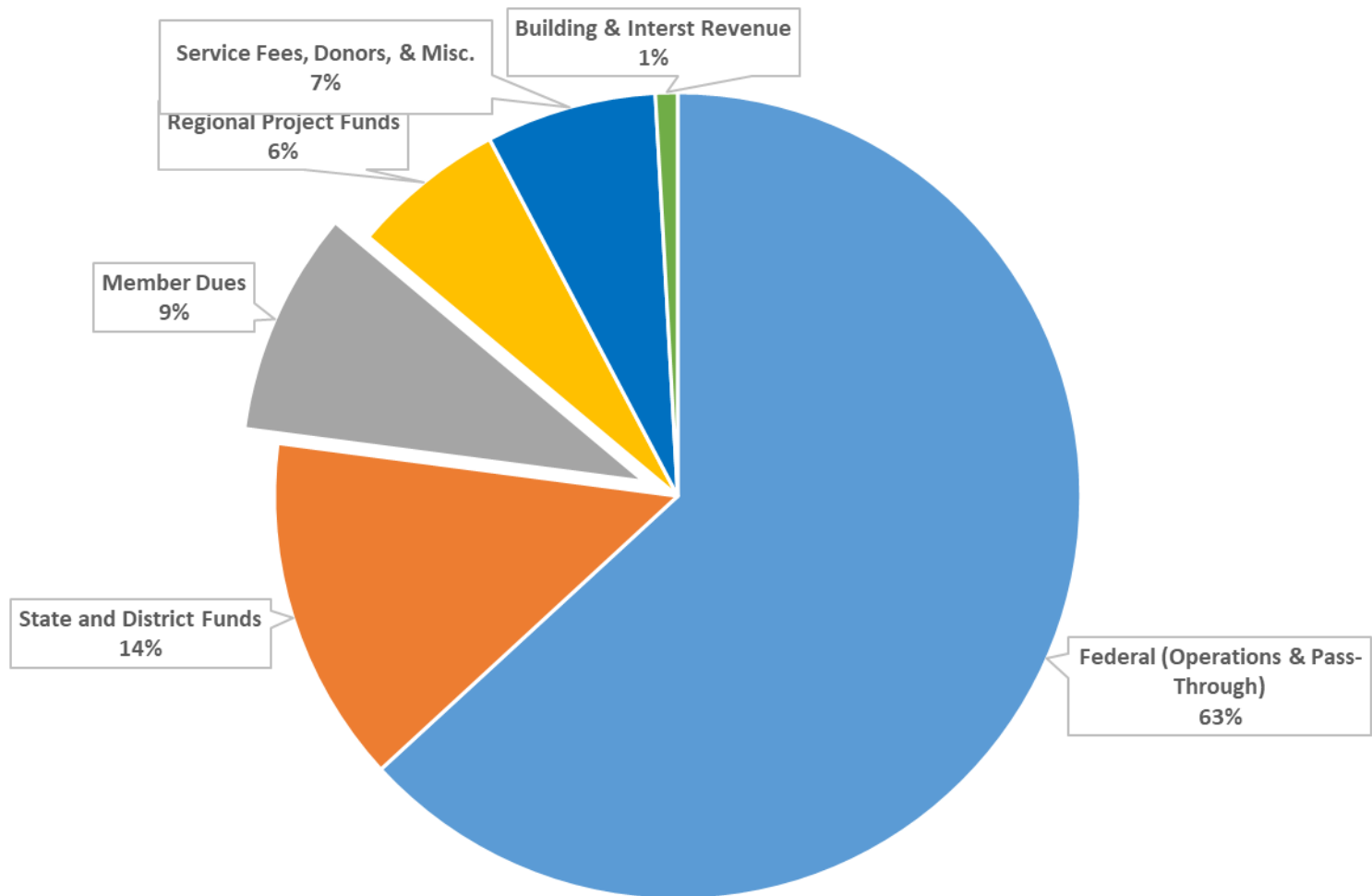
Forum for Regional Collaboration

Every month, more than 1,500 officials and experts connect through COG to **develop solutions** to the region's major challenges and **plan for the future** through various committees and work groups, including:

- Elected Officials
- City and County Managers
- Transportation Planners
- Air Quality/Climate and Energy Officials
- Water and Wastewater Utility Leaders
- Police and Fire Chiefs
- Chief Equity Officers
- Housing and Planning Directors
- Public Health Officials
- Human Services Directors
- Food Security and Agriculture Leaders
- Emergency Managers and 9-1-1 Directors
- Chief Purchasing Officers
- Information Technology Directors



Member Dues Provide 9% of Total COG Resources



Proposed Assessment Rate Increase for FY2024

The proposed assessment rate for FY2024 is increased by two cents from the FY2023 rate.

**COG Proposed Assessment Rate
Increase of \$0.02 (2.53%) from \$0.79 to \$0.81**

Proposed FY2024 Member Dues

The proposed FY2024 member dues increase is based on a forecast of general operating expenses and estimated changes in revenue and federal match requirements. Note that all jurisdictions are capped at a no more than 8% year over year increase in dues.

COG Member Dues

Increase of \$197,609 (4.05%), from \$4,884,782 to \$5,082,391

Basis for the increase: Increase in required match for federal programs, and general cost increases.

A table with the dues amount for each jurisdiction is included in the Appendix.

Regional Water and Environmental Funds



FY2024 Fee Structure: Regional Water and Environmental Funds

The fee increases for FY2024 are based on a forecast of general operating expenses and estimated changes in revenue and matching requirements for sponsor funds.

Regional Water Fund

Increase of \$66,937 (4.05%), from \$1,651,443 to \$1,718,379

Regional Environmental Fund

Increase of \$32,466 (4.05%), from \$800,774 to \$833,242

Basis for increases:

- Regional fees are increased in proportion to the annual dues increase, to maintain the balance between funding sources.

A table with the fees for each jurisdiction is included in the Appendix.

Regional Public Safety Fund



Regional Public Safety Fund

The Regional Public Safety Fund was created to provide a sustainable solution for the region to support its long-term public safety needs.

The fee increases for FY2024 are based on a forecast of general operating expenses.

Regional Public Safety Fund

Increase of \$23,201 (4.05%), from \$573,321 to \$596,522

Basis for increases:

- Regional fees are increased in proportion to the annual dues increase.

A table with the fees for each jurisdiction is included in the Appendix.

Food & Agriculture Regional Member (FARM) Fund



Food & Agriculture Regional Member (FARM) Fund

The Food & Agriculture Regional Member (FARM) Fund was created in FY2023 to address food insecurity issues for the region.

The fee is based on a forecast of the program requirements.

**Food & Agriculture Regional Member (FARM) Fund
Increase of \$13,177 (4.05%), from \$325,602 to \$338,779**

Basis for increases:

- Regional fees are increased in proportion to the annual dues increase.

A table with the fees for each jurisdiction is included in the Appendix.

Appendix

- Member Dues by Jurisdiction
- Regional Fund Fees by Jurisdiction

Member Dues by Jurisdiction

Metropolitan Washington Council of Governments				FY2023 Assessment Rate:	0.790	Increase of
PROPOSED FY2024 Schedule of Membership Dues				FY2024 Assessment Rate:	0.810	2.53%
Jurisdiction	POPULATION FIGURES			DUES AMOUNT		
	FY2023 Population Estimate	FY2024 Population Estimate	Compare to FY2023	FY2024 Adjusted Contribution (1)	FY2024 Increase (Decrease)	FY2024 Percent Increase
Alexandria, City of	179,100	167,700	-6.37%	\$ 135,837	\$ 1,953	1.46%
Arlington County	242,800	245,600	1.15%	\$ 198,936	\$ 7,124	3.71%
Bladensburg, Town of (adj)	9,600	9,600	0.00%	\$ 3,888	\$ 96	2.53%
Bowie, City of	61,000	61,000	0.00%	\$ 49,410	\$ 1,220	2.53%
Charles County	173,800	176,000	1.27%	\$ 142,560	\$ 5,258	3.83%
College Park, City of	32,200	32,200	0.00%	\$ 26,082	\$ 644	2.53%
District of Columbia	764,000	775,500	1.51%	\$ 628,155	\$ 34,370	5.79%
Fairfax County	1,193,600	1,200,700	0.59%	\$ 972,567	\$ 29,623	3.14%
Fairfax, City of	27,800	28,500	2.52%	\$ 23,085	\$ 1,123	5.11%
Falls Church, City of	17,200	17,800	3.49%	\$ 13,080	\$ 969	8.00%
Frederick County	276,100	280,200	1.48%	\$ 188,184	\$ 13,940	8.00%
Frederick, City of	75,900	76,700	1.05%	\$ 62,127	\$ 2,166	3.61%
Gaithersburg, City of	73,000	73,800	1.10%	\$ 59,778	\$ 2,108	3.66%
Greenbelt, City of	23,900	23,900	0.00%	\$ 19,359	\$ 478	2.53%
Hyattsville, City of (adj)	22,100	22,100	0.00%	\$ 8,951	\$ 599	7.17%
Laurel, City of	25,700	25,700	0.00%	\$ 20,817	\$ 514	2.53%
Loudoun County	449,300	458,100	1.96%	\$ 366,794	\$ 27,170	8.00%
Manassas Park, City of	17,800	17,800	0.00%	\$ 14,418	\$ 356	2.53%
Manassas, City of	44,200	44,700	1.13%	\$ 36,207	\$ 1,289	3.69%
Montgomery County	1,073,200	1,080,200	0.65%	\$ 874,962	\$ 27,134	3.20%
Prince George's County	932,100	935,000	0.31%	\$ 757,350	\$ 20,991	2.85%
Prince William County	489,900	497,100	1.47%	\$ 402,651	\$ 15,630	4.04%
Rockville, City of	75,800	77,000	1.58%	\$ 62,370	\$ 2,488	4.15%
Takoma Park, City of	18,300	18,300	0.00%	\$ 14,823	\$ 366	2.53%
Totals	6,298,400	6,345,200	0.74%	\$ 5,082,391	\$ 197,609	4.05%

(1) Adjusted Contribution is calculated by multiplying the adjusted population by the approved rate, limited to 8% annual increase per jurisdiction.

Regional Fund Fees by Jurisdiction/Utility

Change from FY23

FY2024 REGIONAL FUNDS Proposed Fee Schedule by Jurisdiction	Regional Water Fund (1)	Regional Environmental Fund	Regional Public Safety Fund (2)	Regional FARM Fund (3)	Total Regional Funds	Regional Water Fund	Regional Environmental Fund	Regional Public Safety Fund	Regional FARM Fund	Total Regional Funds
Alexandria, City of	33,890	24,559	18,264	13,651	90,363	625	598	959	(368)	1,813
Arlington County	49,632	35,967	26,748	19,992	132,339	2,127	1,381	1,112	987	5,607
Bladensburg, City of	-	-	-	2,601	2,601	-	-	-	101	101
Bowie, City of	12,327	8,816	-	4,965	26,109	392	241	-	190	824
Charles County	-	-	-	14,326	14,326	-	-	-	722	722
College Park, City of (WSSC)	6,507	4,716	-	2,601	13,824	207	129	-	101	437
District of Columbia (DC Water)	343,745	113,568	79,856	36,418	573,587	13,030	7,302	3,108	1,418	24,858
Fairfax County	343,745	175,837	130,767	36,418	686,766	13,030	5,811	4,740	1,418	24,998
Fairfax, City of	5,759	4,174	-	2,601	12,534	320	214	-	101	635
Falls Church, City of	3,250	2,341	-	2,601	8,192	241	173	-	101	515
Frederick County	-	-	-	22,808	22,808	-	-	-	1,197	1,197
Frederick, City of	-	-	-	6,243	6,243	-	-	-	302	302
Gaithersburg, City of (WSSC)	14,914	10,808	-	6,007	31,729	631	409	-	293	1,333
Greenbelt, City of (WSSC)	4,830	3,500	5,795	2,601	16,726	154	95	226	101	576
Hyattsville, City of	-	-	-	2,601	2,601	-	-	-	101	101
Laurel, City of	-	-	-	2,601	2,601	-	-	-	101	101
Loudoun County (Loudoun Water)	92,575	67,087	49,891	36,418	245,970	4,667	3,085	2,451	1,418	11,620
Manassas, City of	-	-	5,795	2,601	8,396	-	-	226	101	327
Manassas Park, City of	-	-	-	2,601	2,601	-	-	-	101	101
Montgomery County (WSSC)	343,745	158,190	117,643	36,418	655,996	13,030	5,315	4,328	1,418	24,091
Prince George's County (WSSC)	343,745	136,926	101,830	36,418	618,919	13,030	4,150	3,413	1,418	22,011
Prince William County	100,456	72,798	54,139	36,418	263,810	4,605	3,013	2,413	1,418	11,448
Rockville, City of	15,560	11,276	-	6,268	33,105	729	478	-	335	1,543
Takoma Park, City of (WSSC)	3,698	2,680	5,795	2,601	14,774	118	73	226	101	518
TOTAL	1,718,379	833,242	596,522	338,779	3,486,922	66,937	32,466	23,201	13,177	135,781

(1) Where indicated, water and sewer utilities support the Regional Water Fund on behalf of the local jurisdiction.

(2) Additional jurisdictions may opt into the Regional Public Safety Fund before the start of FY2024.

(3) New fund in FY2023.

Chuck Bean

COG Executive Director

cbean@mwkog.org

Julie Mussog

COG Chief Financial Officer

(202) 962-3362

jmussog@mwkog.org

mwkog.org

777 North Capitol Street NE, Suite 300
Washington, DC 20002