

ATTACHMENT 1

Map 1: Focus Areas for Bus Stop Accessibility Improvements to Enhance Livability (WMATA Compact Area)

Data was analyzed at the census tract level to identify areas of concentration of economically disadvantaged populations, non-drivers, older adults and persons with disabilities. Census tracts were determined to meet the criteria if they exceeded the regional average. HUD income eligibility requirements for the Neighborhood Stabilization Program were utilized to determine the middle- to low-income populations. More specifically, census tracts met the criteria under the following conditions:




- a. No Vehicle Availability (>12%)
- b. Older Adult Population (>9%)
- c. Persons with Disabilities (>15%)
- d. More than 50% Middle-Low Income Households (<120% area median income)

Census tracts that met either any three (3) or all four (4) of the above criteria are highlighted on the map to the left.

Census Tracts Meeting 3 or 4 of the Criteria

-  4
-  3

Bus Stops Falling within Census Tracts Meeting 3 or 4 of the Criteria

-  4
-  3
-  fewer than 3

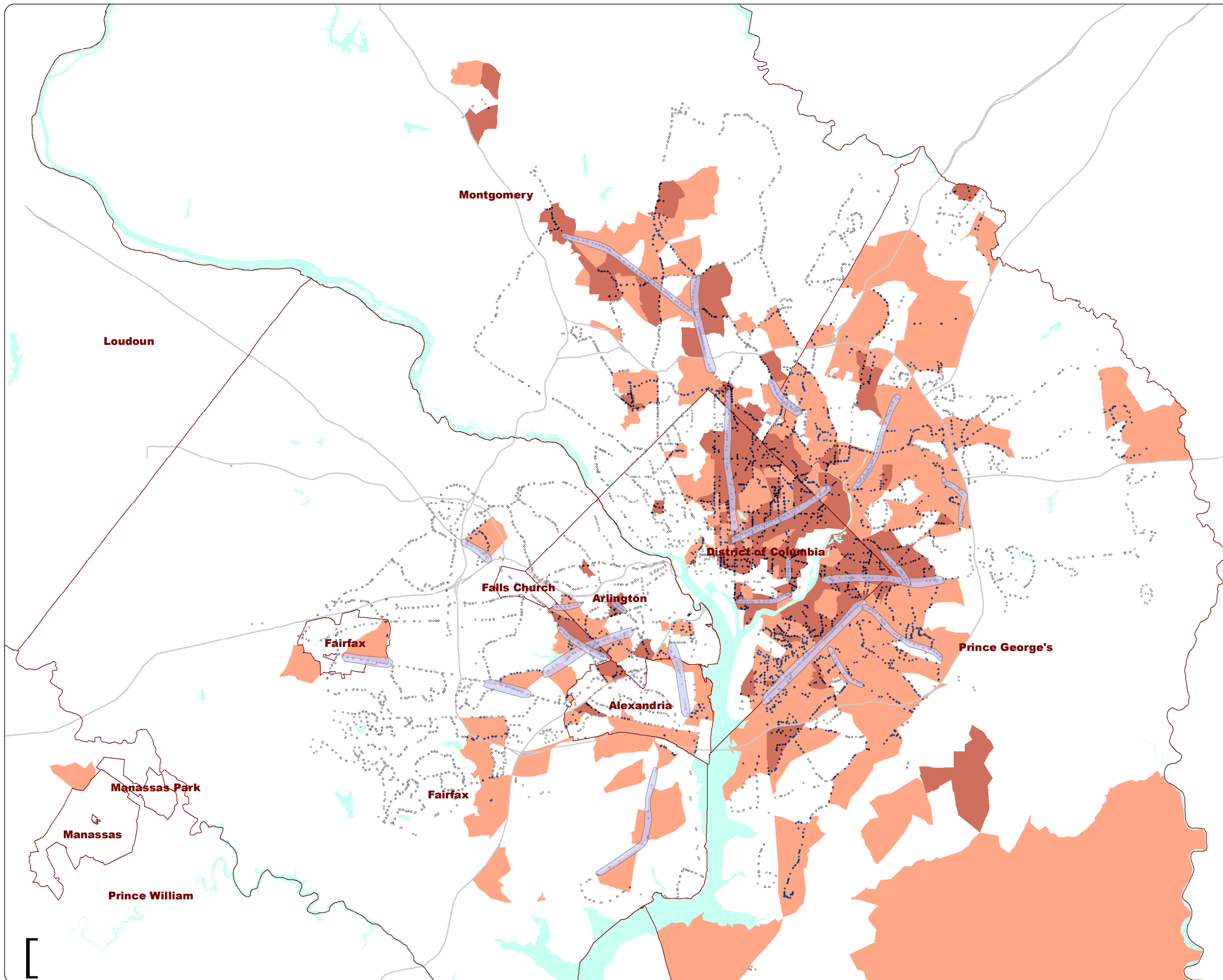
Clusters of Bus Stops Along Routes with More Frequent Service

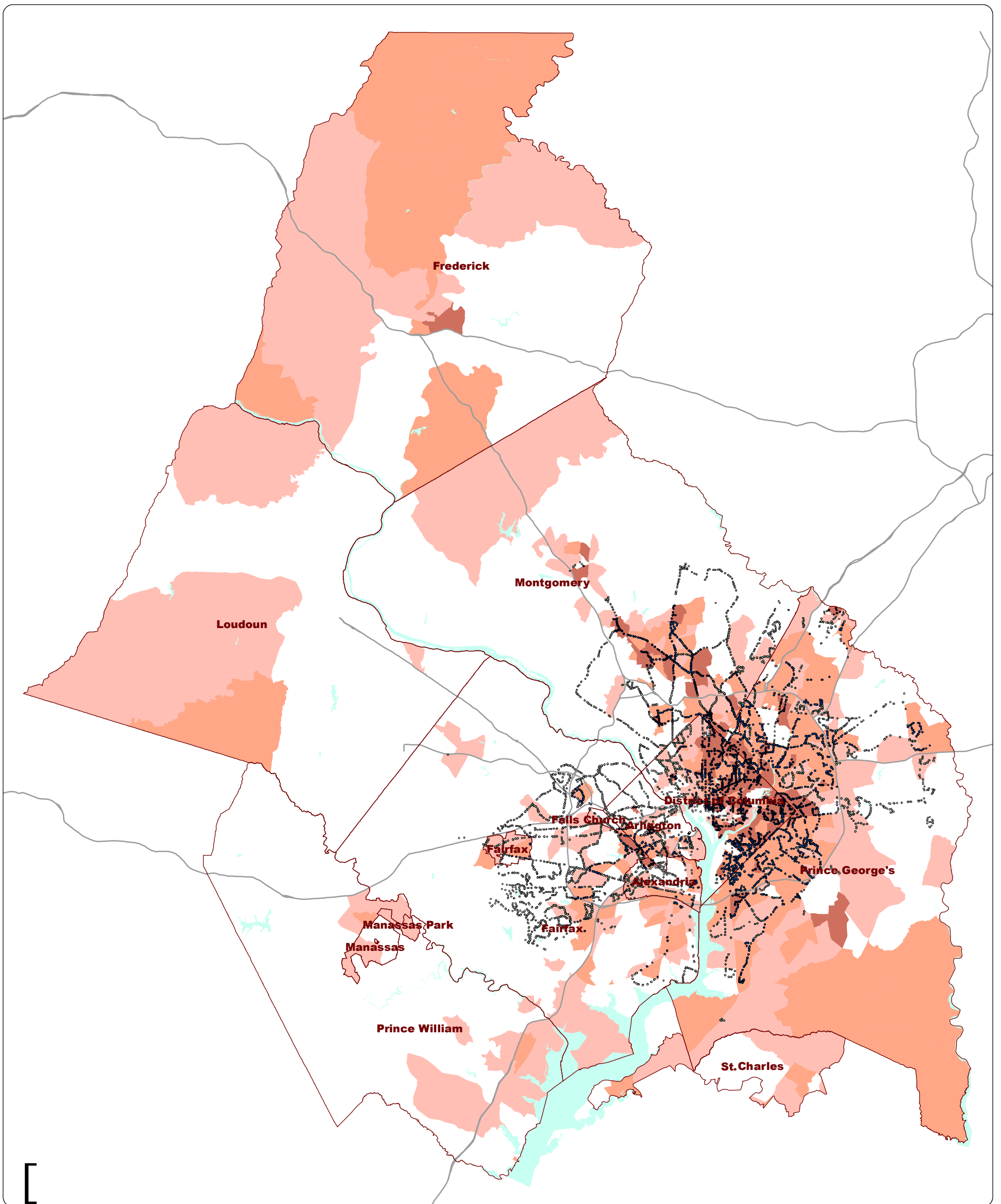
-  Potential Focus Areas

Not Functionally Accessible Bus Stops in the WMATA Compact Jurisdictions

# Criteria	Total	DC	MD	VA
2+	5,232	1,455	2,817	960
3+	3,677	1,262	2,018	397
4	1,366	772	501	93

Note: MD figures include all Montgomery County bus stops within census tracts meeting the specified criteria.





ATTACHMENT 1

Map 2: Focus Areas for Bus Stop Accessibility Improvements to Enhance Livability (TPB Planning Area)

Data was analyzed at the census tract level to identify areas of concentration of economically disadvantaged populations, non-drivers, older adults and persons with disabilities. Census tracts were determined to meet the criteria if they exceeded the regional average. HUD income eligibility requirements for the Neighborhood Stabilization Program were utilized to determine the middle- to low-income populations. More specifically, census tracts met the criteria under the following conditions:

- a. No Vehicle Availability (>12%)
- b. Older Adult Population (>9%)
- c. Persons with Disabilities (>15%)
- d. More than 50% Middle-Low Income Households (<120% area median income)

Census tracts that met two or more of the specified criteria are highlighted on the map above.

Census Tracts Meeting 2 or more of the Criteria

- 4
- 3
- 2

Not Functionally Accessible Bus Stops Falling within Census Tracts Meeting 2 or more of the Criteria

- 4
- 3
- 2
- fewer than 2