

Virginia DMV Weigh-IN Motion updates

Wayne Davis

Director OEC Size and Weight Services



13 Fixed weigh stations


11 Mobile enforcement units



97 Employees at permanent weigh stations
27 Employees mobile



10 Locations with weigh pads on both sides




1 Permanent IRIS

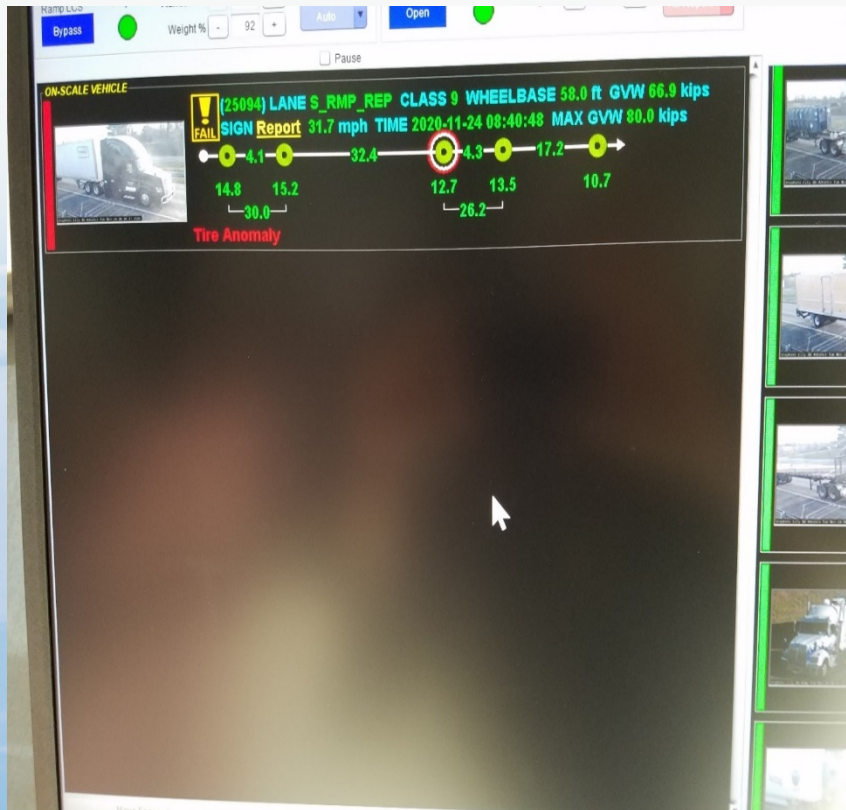
4 Mobile IRIS vans



Height detector – License plate readers



3 Tire Anomaly & Classification Systems



Coal calibration



24 Permanent turnouts




1 Nomad unit



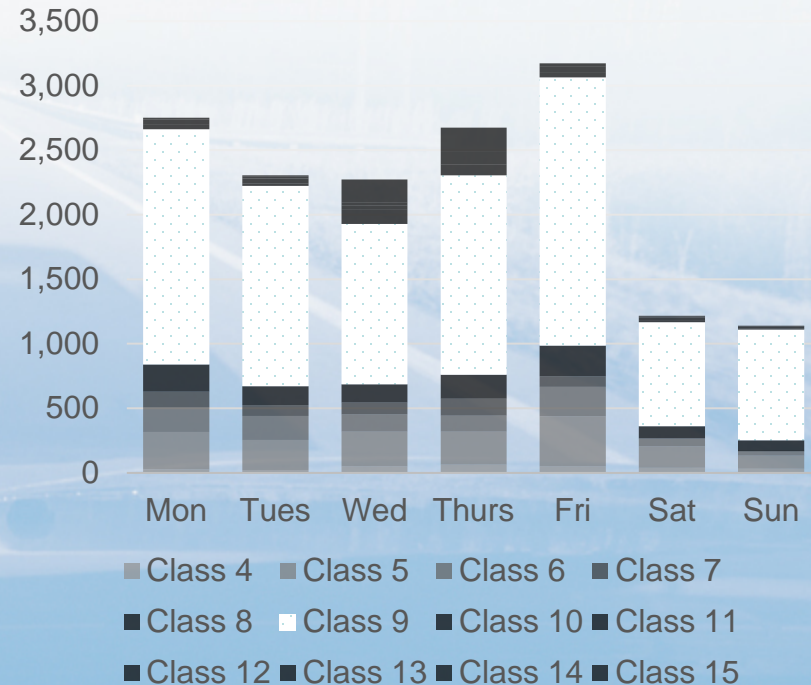
Mobile WIM's deployed upon request



Citizen complaint of excessive truck traffic



VEHICLE CLASS BY DAY OF WEEK



Excessive CMV traffic on 259 in Winchester County

Vehicle Traffic by Class



Mainline WIM data used for HB2800 & SB1775



2020 CLASS 9 VEHICLE TRAFFIC TREND: VIRGINIA

© Copyright 2020 International Road Dynamics Inc. All rights reserved.

30,466,535

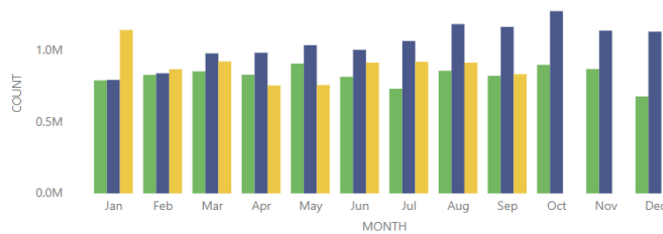
VEHICLES

SITE: All

- Alberta NB
- Alberta SB
- Bland NB
- Bland SB
- Carson NB
- Carson SB
- Dumfries NB
- Dumfries SB
- Stephens NB
- Stephens SB
- Suffolk EB
- Suffolk WB
- Troutville NB
- Troutville SB

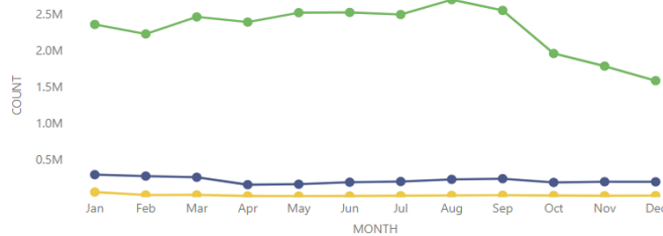
BY YEAR

YEAR ● 2018 ● 2019 ● 2020



BY WEIGHT GROUP

WEIGHT GROUP ● Under 80K ● 80K - 90K ● Over 90K



BY MONTH

MONTH	2018	2019	2020	Total
Jan	789,106	792,774	1,141,122	2,723,002
Under 80K	715,078	617,251	1,026,226	2,358,555
80K - 90K	56,924	135,049	109,324	301,297
Over 90K	17,104	40,474	5,572	63,150
Feb	827,579	838,726	867,157	2,533,462
Under 80K	776,119	703,121	748,827	2,228,067
80K - 90K	47,855	122,305	111,492	281,652
Over 90K	3,605	13,300	6,838	23,743
Mar	852,054	977,639	921,632	2,751,325
Under 80K	795,611	856,205	809,683	2,461,499
80K - 90K	53,894	104,870	107,046	265,810
Over 90K	2,549	16,564	4,903	24,016
Apr	828,884	982,315	753,679	2,564,878
Under 80K	798,864	926,239	665,448	2,390,551
80K - 90K	29,344	50,833	84,013	164,190
Over 90K	676	5,243	4,218	10,137
May	906,615	1,035,214	756,912	2,698,741
Under 80K	859,867	986,207	673,519	2,519,593
80K - 90K	46,425	44,510	79,485	170,420
Over 90K	323	4,497	3,908	8,728
Jun	814,064	1,002,571	913,717	2,730,352
Under 80K	756,361	950,344	816,311	2,523,016
80K - 90K	57,281	47,278	93,556	198,115
Over 90K	422	4,949	3,850	9,221
Jul	730,792	1,064,200	919,369	2,714,361
Under 80K	656,206	1,011,281	826,692	2,494,179
80K - 90K	73,466	47,066	86,763	207,295
Over 90K	1,120	5,853	5,914	12,887
Aug	856,441	1,182,272	913,157	2,951,870
Under 80K	796,706	1,077,408	844,333	2,697,747
80K - 90K	56,924	104,870	107,046	265,810
Over 90K	3,811	19,994	11,778	35,583
Total	9,870,010	12,577,539	8,018,986	30,466,535

BY SITE

SITE	2018	2019	2020	Total
Alberta NB	192,576	565,094	440,525	1,198,195
Under 80K	168,075	531,587	369,665	1,069,327
80K - 90K	17,914	33,113	69,735	120,762
Over 90K	6,587	394	1,125	8,106
Alberta SB	225,593	488,917	452,781	1,167,291
Under 80K	185,096	365,112	436,567	986,775
80K - 90K	35,005	84,174	15,988	135,167
Over 90K	5,492	39,631	226	45,349
Bland NB	456,579	861,238	592,905	1,910,722
Under 80K	427,892	812,322	512,345	1,752,559
80K - 90K	28,616	48,820	80,350	157,786
Over 90K	71	96	210	377
Bland SB	552,103	883,340	644,571	2,080,014
Under 80K	530,469	850,099	601,133	1,981,701
80K - 90K	21,550	33,160	43,315	98,025
Over 90K	84	81	123	288
Carson NB	803,786	826,182	629,268	2,259,236
Under 80K	694,133	686,274	463,764	1,844,171
80K - 90K	107,071	138,075	159,650	404,796
Over 90K	2,582	1,833	5,854	10,269
Carson SB	743,889	775,028	567,986	2,086,903
Under 80K	669,579	635,615	417,183	1,722,377
80K - 90K	73,364	135,015	130,621	339,000
Over 90K	946	4,398	20,182	25,526
Dumfries NB	0	525,510	831,167	1,356,677
Under 80K	0	508,833	814,137	1,322,970
80K - 90K	0	16,387	16,552	32,939
Over 90K	0	290	478	768
Dumfries SB	0	444,513	804,546	1,249,059
Under 80K	0	436,124	803,665	1,239,787
80K - 90K	0	7,389	8,881	16,270
Over 90K	0	1,000	1,599	2,599
Total	9,870,010	12,577,539	8,018,986	30,466,535



INTERNATIONAL ROAD DYNAMICS INC.

Copyright © 2020 by International Road Dynamics Inc.

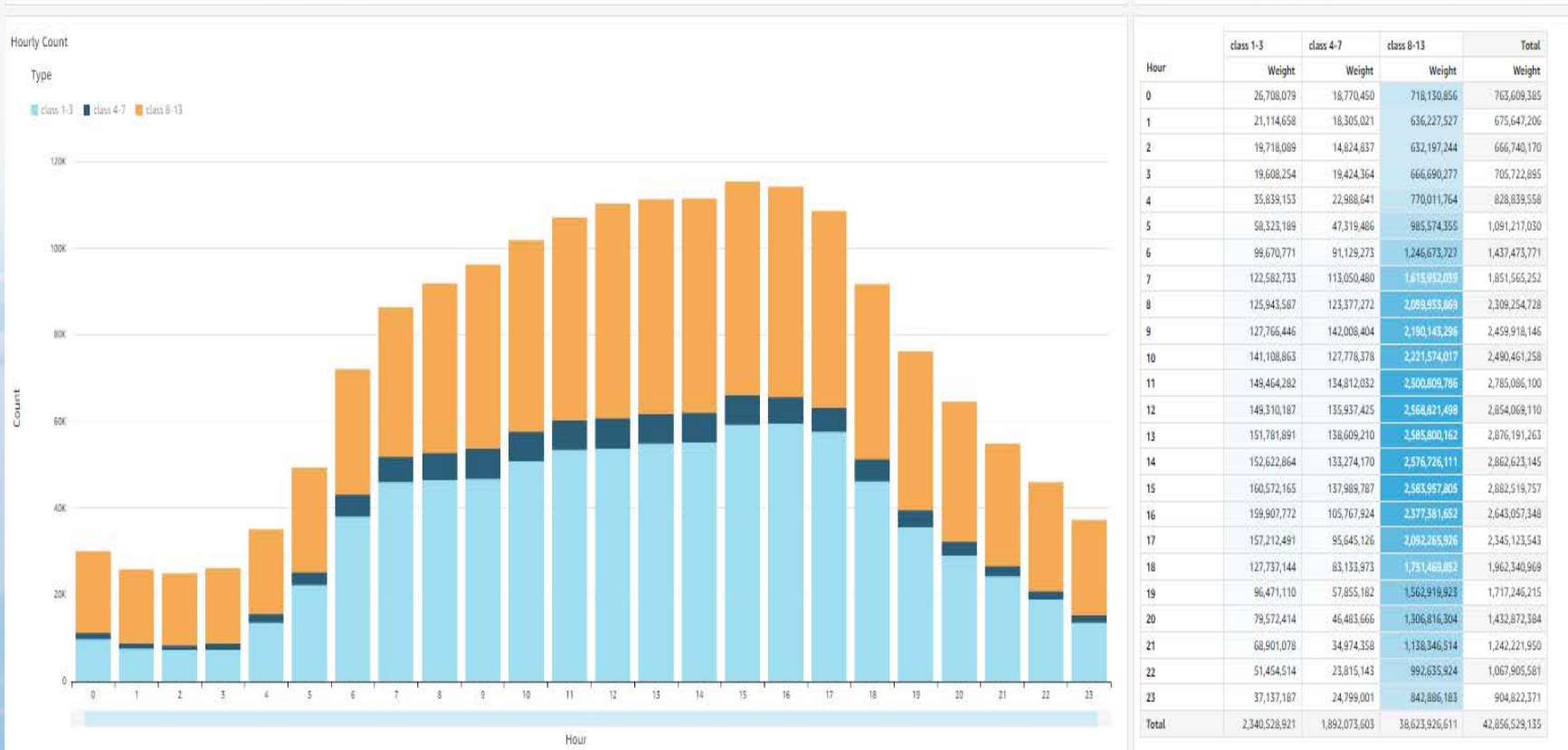
www.irdinc.com




2



WIM data used to determine best time for superload movement



Our goal?



Thank you!



Wayne.Davis@Dmv.Virginia.Gov

804-497-7121

