

Region Forward: A Comprehensive Guide for Regional Planning

The Greater Washington 2050 Coalition developed *Region Forward*, a planning guide that reflects our shared, regional goals, helps us measure regional progress, and demonstrates the many benefits of working together more closely. *Region Forward* is not a one-size fits all vision. It accepts the differences among our communities. But it also embraces something that residents of the District of Columbia, suburban Maryland and Northern Virginia understand: our futures are interconnected. *Region Forward* is an important step toward shaping a more accessible, sustainable, prosperous and livable region over the next half-century.

Goals



Land Use

We seek the enhancement of established neighborhoods of differing densities with compact, walkable infill development, rehabilitation and retention of historic sites and districts, and preservation of open space, farmland and environmental resource land in rural areas.

(Sustainability)

We seek transit-oriented and mixed-use communities emerging in Regional Activity Centers that will capture new employment and household growth.

(Accessibility)



Transportation

We seek a broad range of public and private transportation choices for our Region which maximizes accessibility and affordability to everyone and minimizes reliance upon single occupancy use of the automobile.

(Accessibility)

We seek a transportation system that maximizes community connectivity and walkability, and minimizes ecological harm to the Region and world beyond.

(Accessibility)



Environmental

We seek to maximize protection and enhancement of the Region's environmental resources by meeting and exceeding standards for our air, water, and land.

(Sustainability)

We seek preservation and enhancement of our Region's open space, green space, and wildlife preserves.

(Sustainability)



Climate & Energy

We seek a significant decrease in greenhouse gas emissions, with substantial reductions from the built environment and transportation sector.

(Sustainability)

We seek efficient public and private use of energy Region-wide, with reliance upon renewable energy and alternative fuels for buildings, vehicles, and public transportation.

(Sustainability)



Economic

We seek a diversified, stable, and competitive economy, with a wide range of employment opportunities and a focus on sustainable economic development.

(Prosperity)

We seek to minimize economic disparities and enhance the prosperity of each jurisdiction and the Region as a whole through balanced growth and access to high-quality jobs for everyone.

(Prosperity)

We seek to fully recognize and enhance the benefits that accrue to the region as the seat of the National government and as a world capital.

(Prosperity)



Housing

We seek a variety of housing types and choices in diverse, vibrant, safe, healthy, and sustainable neighborhoods, affordable to persons at all income levels.

(Accessibility)

We seek to make the production, preservation, and distribution of affordable housing a priority throughout the Region.

(Livability)



Health & Human Services

We seek healthy communities with greater access to quality health care and a focus on wellness and prevention.

(Livability)

We seek to provide access and delivery of quality social services to all residents.

(Livability)



Education

We seek to provide greater access to the best education at all levels, from pre-kindergarten to graduate school.

(Prosperity)

We seek to make our Region a pre-eminent knowledge hub, through educational venues, workforce development, and institutional collaboration.

(Prosperity)



Public Safety










We seek safe communities for residents and visitors.










(Livability)

We seek partnerships that manage emergencies, protect the public health, safety, welfare, and preserve the lives, property and economic well-being of the region and its residents.

(Livability)

Region Forward: Measuring Progress

Accessibility Targets									
Capture 75% of the square footage of new commercial construction and 50% of new households in Activity Centers*	●	●	●	●					●
Reduce daily vehicle miles (VMT) per capita	●	●	●	●	●				
The region's transportation system will give priority to management, performance, maintenance, and safety of all transportation modes and facilities	●	●			●		●		●
Transportation investments will link Regional Activity Centers	●	●	●		●	●			
Increase the rate of construction of bike and pedestrian facilities from the Transportation Planning Board's Plan	●	●	●	●	●	●	●		
By 2020, the housing and transportation costs in Regional Activity Centers will not exceed 45% of area median income	●	●			●	●			
At least 30% of the region's subsidized rental affordable units shall be located in Activity Centers**	●	●	●	●	●	●			●
Increase the share of walk, bike, and transit trips	●	●	●	●	●	●	●		
All Regional Activity Centers will have transit access	●	●	●	●	●	●			

Sustainability Targets									
By 2020, all new residential and commercial buildings will be built using sustainable design practices equivalent to LEED Silver standards			●	●	●		●		
By 2020, reduce regional greenhouse gas emissions by 20% below 2005 levels	●	●	●	●	●		●		
The region's air quality will be improving and ambient concentrations will be reduced below federal standards	●	●	●	●			●		
The region will identify, conserve, and enhance a network of protected open spaces, parks, and green infrastructure to provide ecological benefits, wildlife habitat, recreational opportunities, and scenic beauty	●		●	●			●		
By 2050, 50% of all sentinel watersheds will be in good or excellent condition	●	●	●	●					
By 2025, achieve 100% of Chesapeake Bay Program's Water Quality Implementation Goals	●		●	●	●				
The region will maintain more than 497,500 acres of agricultural land in farms	●		●	●	●				

*Subject to revision aligned with recent Regional Housing Targets.

**Updated via 2015 Economic Competitiveness report.

*Added via 2018 Health Indicators Report.

Region Forward: Measuring Progress

Prosperity Targets									
Annual rate of growth in median wages will exceed the rate of inflation	●				●				
Sustain an annual 1 to 3% increase in the number of new jobs					●			●	
Sustain an annual 2 to 4% growth rate in Gross Regional Product for the National Capitol Region	●				●				
Improve access to vocational training and educational options throughout the region					●			●	
Increase the rate of students graduating from high school to 90%					●			●	
By 2020, the percent of population over 25 with a Bachelor's degree is 45% or higher, and the percent with a professional or advanced degree is 20% or higher					●			●	

Livability Targets									
The region will maintain a minimum of 30% of the region's housing stock affordable to households earning less than 80% of regional median income, including 10% of units affordable to very low-income households (31-50% AMI) and 10% of units affordable to extremely low-income households (0-30% AMI)**	●	●			●	●			
Reduce the number of pedestrian and bicycle fatalities across the region	●	●	●	●			●		●
Reduce the number of violent and property crimes across the region							●		●
Increase access for area residents to real time crime data and timely emergency alerts through the internet or mobile applications									●
The majority of the Healthy People Goals are met by greater than half of the region's population					●	●	●		
Reduce percentage of residents living in High-Poverty Census Tracts*	●	●			●	●			
Reduce percentage of renters and homeowners who are housing cost-burdened*	●	●			●	●			
Increase number of jurisdictions adopting a model to consider Health in All Policies (HiAP)*							●		
All residents enjoy continuous improvement in the quality and duration of their lives)*							●		

*Subject to revision aligned with recent Regional Housing Targets.

*Updated via 2015 Economic Competitiveness report.

* Added via 2018 Health Indicators Report.