

# COG JURISDICTIONAL ROUND 10.0 COOPERATIVE FORECASTS OF EMPLOYMENT, POPULATION, AND HOUSEHOLDS

---

Paul DesJardin  
COG Community Planning and Services Director

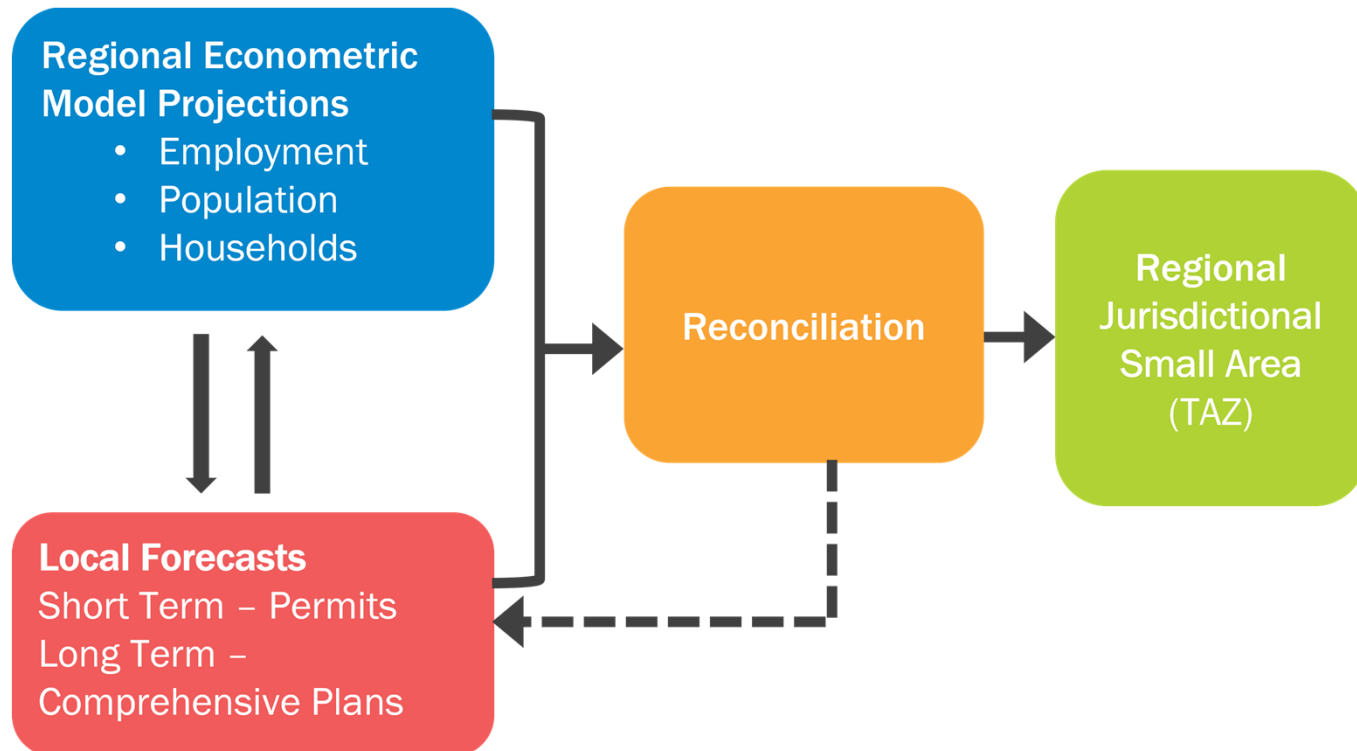
Greg Goodwin  
COG Regional Planner

COG Board of Directors  
May 10, 2023

Agenda Item 11



# COG Cooperative Forecasting Process



# Summary of Draft Round 10.0 Cooperative Forecasts

## COG Region (Millions)

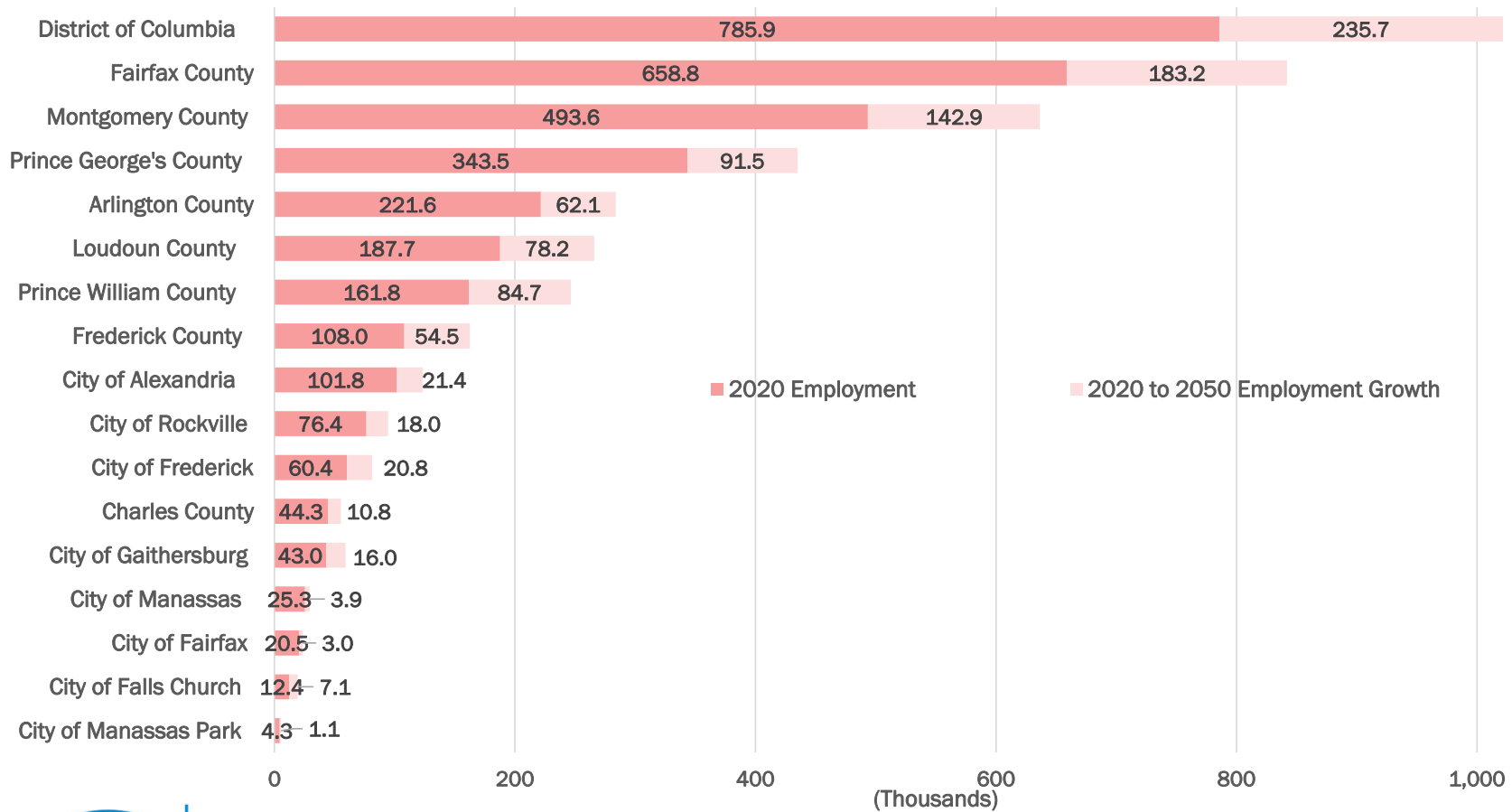
	2020	2025	2030	2035	2040	2045	2050	2020 to 2050	
								Number	%
Employment	3.2	3.4	3.6	3.7	3.9	4.0	4.1	1.0	31%
Population	5.7	6.0	6.2	6.5	6.8	7.0	7.2	1.5	26%
Households	2.1	2.3	2.4	2.5	2.6	2.7	2.8	0.7	32%

# Comparison of Forecasts: Round 10.0 vs Round 9.2

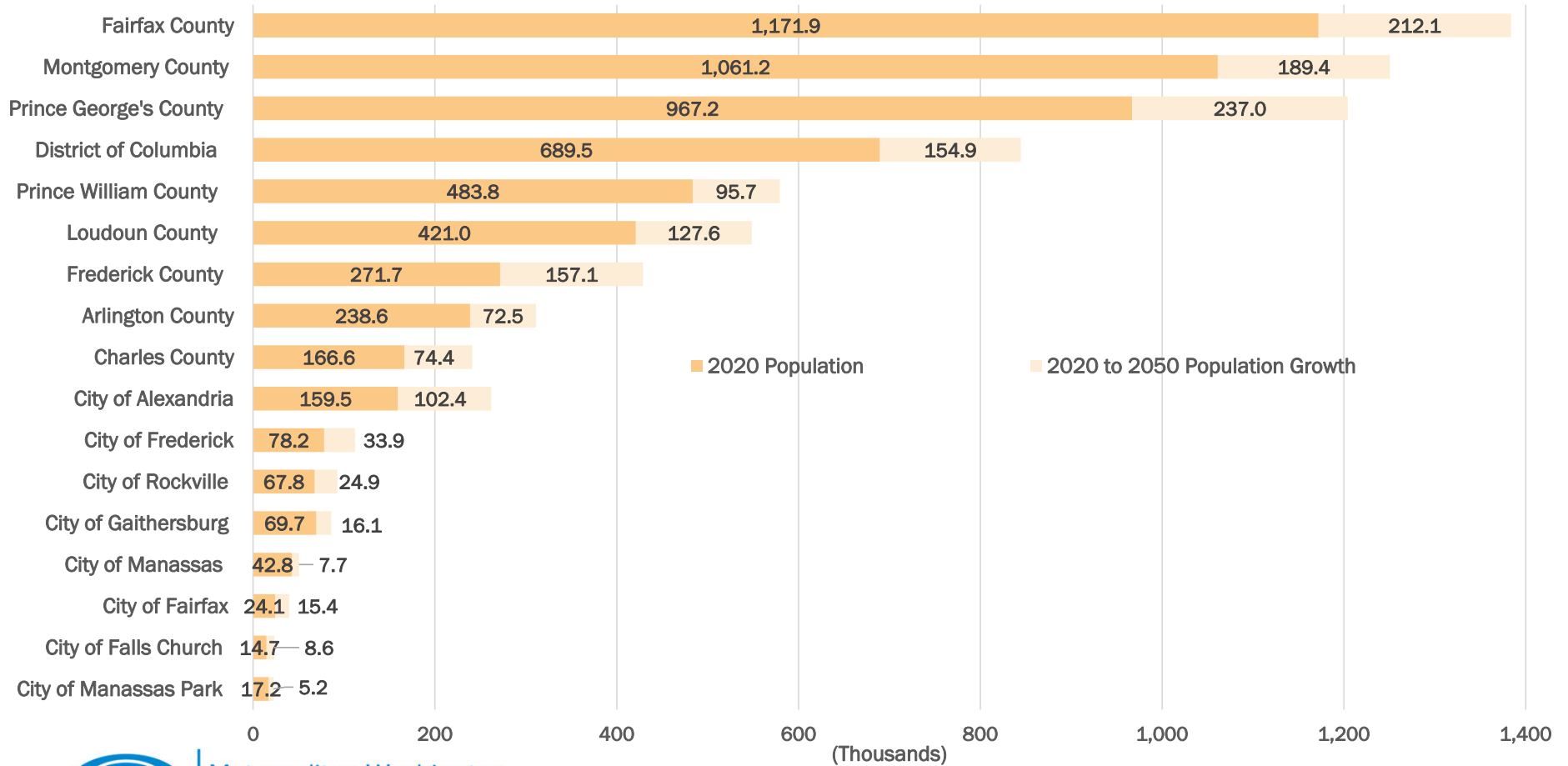
## COG Region (Thousands)

	<u>2020</u>	<u>2025</u>	<u>2030</u>	<u>2035</u>	<u>2040</u>	<u>2045</u>	<u>2050</u>
<b>Employment</b>	-194.5	-213.0	-219.6	-215.1	-233.7	-225.7	n/a
<b>Population</b>	30.1	-42.1	-47.7	-38.1	-19.0	-3.4	n/a
<b>Households</b>	-2.3	1.3	7.9	21.6	38.6	50.2	n/a

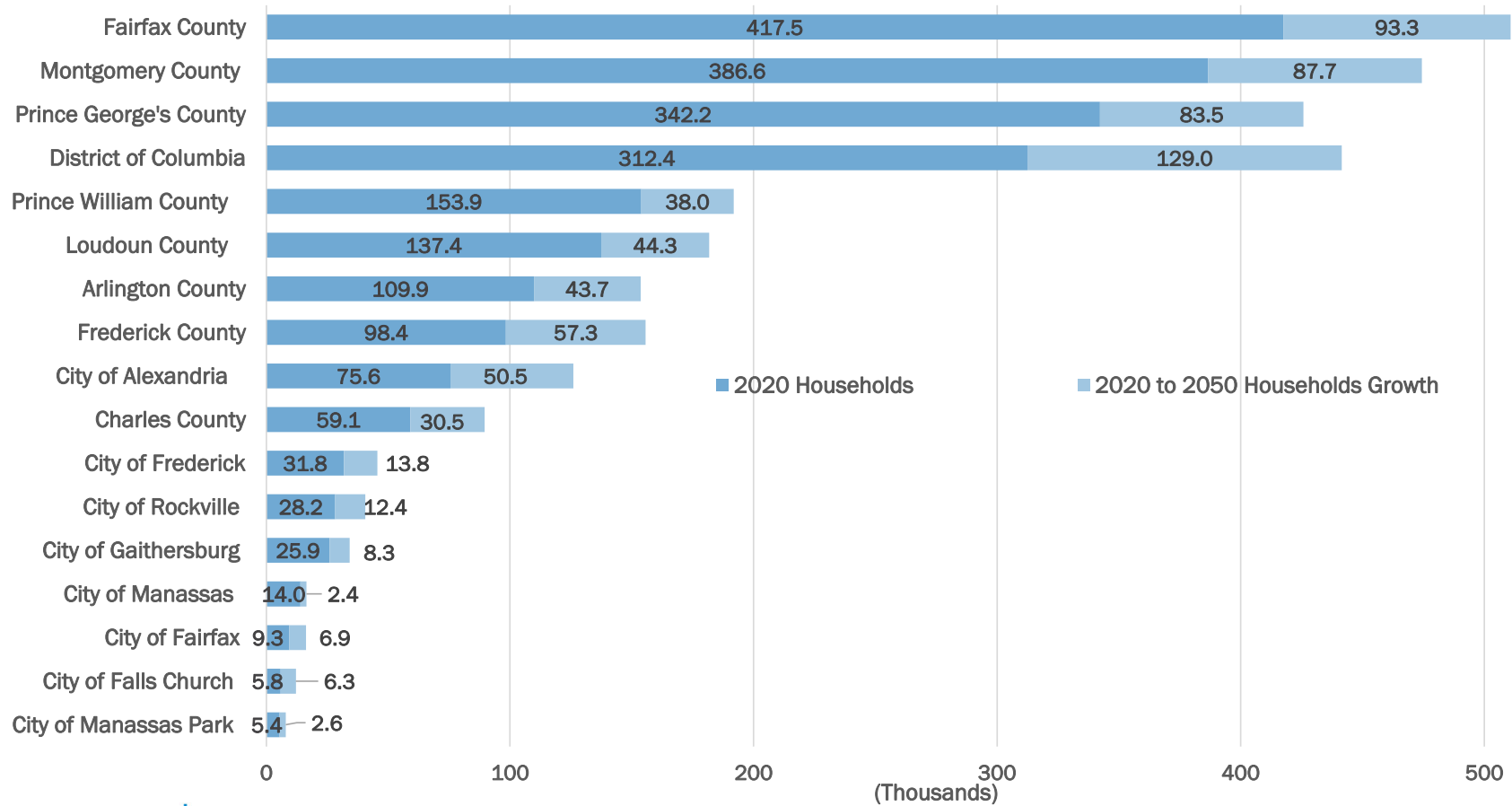
# Draft Round 10.0 Employment Forecasts by Jurisdiction (2020 to 2050)



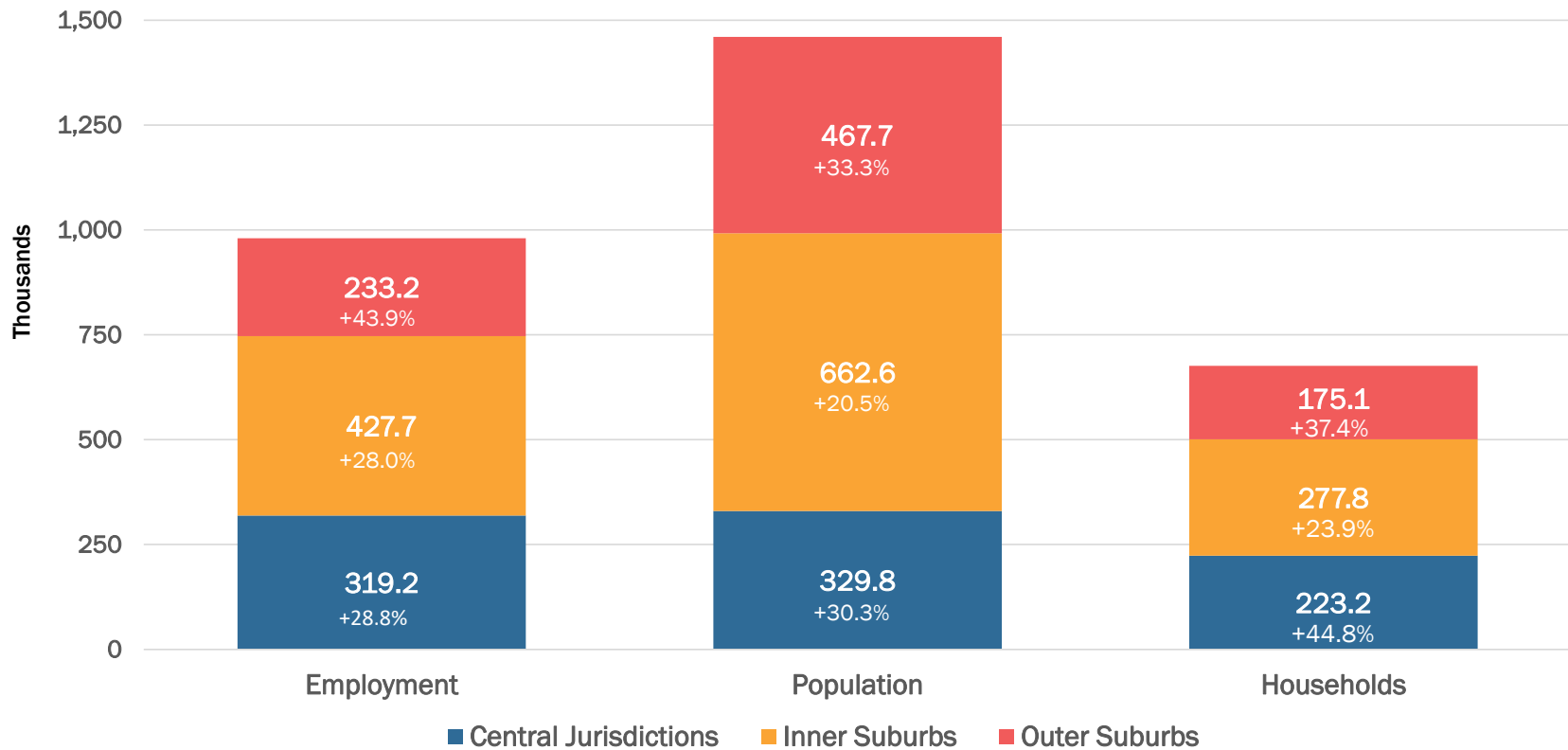
# Draft Round 10.0 Population Forecasts by Jurisdiction (2020 to 2050)



## Draft Round 10.0 Household Forecasts by Jurisdiction (2020 to 2050)

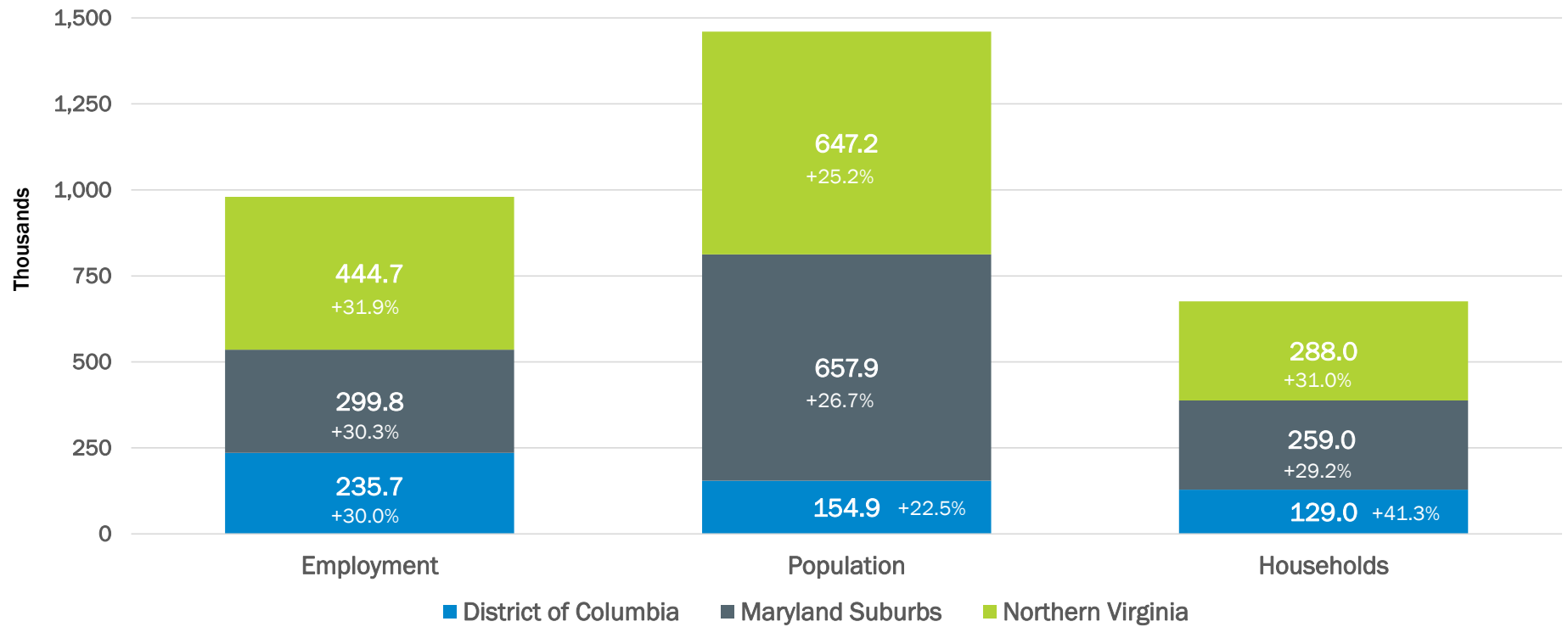


## Draft Round 10.0 Forecasts - Growth by Regional Group (2020 to 2050)





## Draft Round 10.0 Forecasts - Growth by Substate Region (2020 to 2050)



# Trends in the Local Forecasts

---

- The District of Columbia contains the greatest number of jobs in 2020 (785,900) and anticipates the greatest increase in jobs between 2020 and 2050 (+235,700).
- Fairfax County contains the greatest number of people in 2020 (1.2 million), while Prince George's County would see the greatest increase in population between 2020 and 2050 (+237,000).
- Fairfax County contains the greatest number of households in 2020 (417,500), while Prince George's County would see the greatest increase in households between 2020 and 2050 (+129,000).

# Trends in the Local Forecasts, Continued

---

- The region's Inner Suburbs would, collectively, see the largest growth adding 427,700 jobs, 662,600 people, and 277,800 households.
- The Outer Suburbs would see the greatest rate of employment growth (+43.9%) and population growth (+33.3%) while the Central Jurisdictions would see the greatest rate of household growth (+44.8%).
- Northern Virginia jurisdictions would, together, see the largest growth in employment (+299,800) and households (+259,000), while the Maryland jurisdictions would, as a group, see the largest growth in population (+657,900).

# Next Steps

---

- May 10, 2023 – COG Board briefed on the jurisdictional Round 10.0 Cooperative Forecasts
  - May 2023 – Board members have the opportunity to share the Forecasts with their boards/councils and discuss them with their planning departments
- June 14, 2023 – COG Board adopts Round 10.0
- Upon approval in June, the Round 10.0 Cooperative Forecasts will be used extensively as the official growth projections for the COG region, including as the official land use growth assumptions for the Visualize 2050 Long-range Transportation Plan update.

## **Paul DesJardin**

[pdesjardin@mwkog.org](mailto:pdesjardin@mwkog.org)

## **Greg Goodwin**

[ggoodwin@mwkog.org](mailto:ggoodwin@mwkog.org)

[mwkog.org](http://mwkog.org)

---

777 North Capitol Street NE, Suite 300  
Washington, DC 20002

