

Green Building Inventory Project

Cooperative Forecasting & Data Subcommittee

John A. Mataya, LEED® AP,
COG Staff

Department of Community Planning
and Services

February 3, 2009



Metropolitan Washington
Council of Governments



Source: USGBC

Green Building Inventory Project



Why Complete a Green Building Inventory?

- Of Interest to COG Board Members
- Of Interest to Planning Directors Tech. Advisory Committee
- Of Interest to Intergovernmental Green Building Group (COG Committee)
- New Regulation Requiring Green Building among some COG Jurisdictions
- Never Been Done

Greening the Metropolitan Washington Region's Built Environment

A Report to the Metropolitan Washington Council of Governments Board of Directors

Summary Report



By

COG Intergovernmental Green Building Group

December 2007



Data Source: US Green Building Council's Leadership in Energy and Environmental Design (LEED®) Program

Current as of August 5, 2008

- Project Addresses
- Registered and Certified Projects (*as of 8-5-2008*)
- LEED Rating System (e.g. LEED NC or LEED CS)
- Certification Level (e.g. Gold or Silver)
- Date/Year of Registration and Certification
- Building Square Feet
- Owner Types (e.g. Federal Govt. or For-Profit Org.)
- Project Types (e.g. mixed-use or commercial)





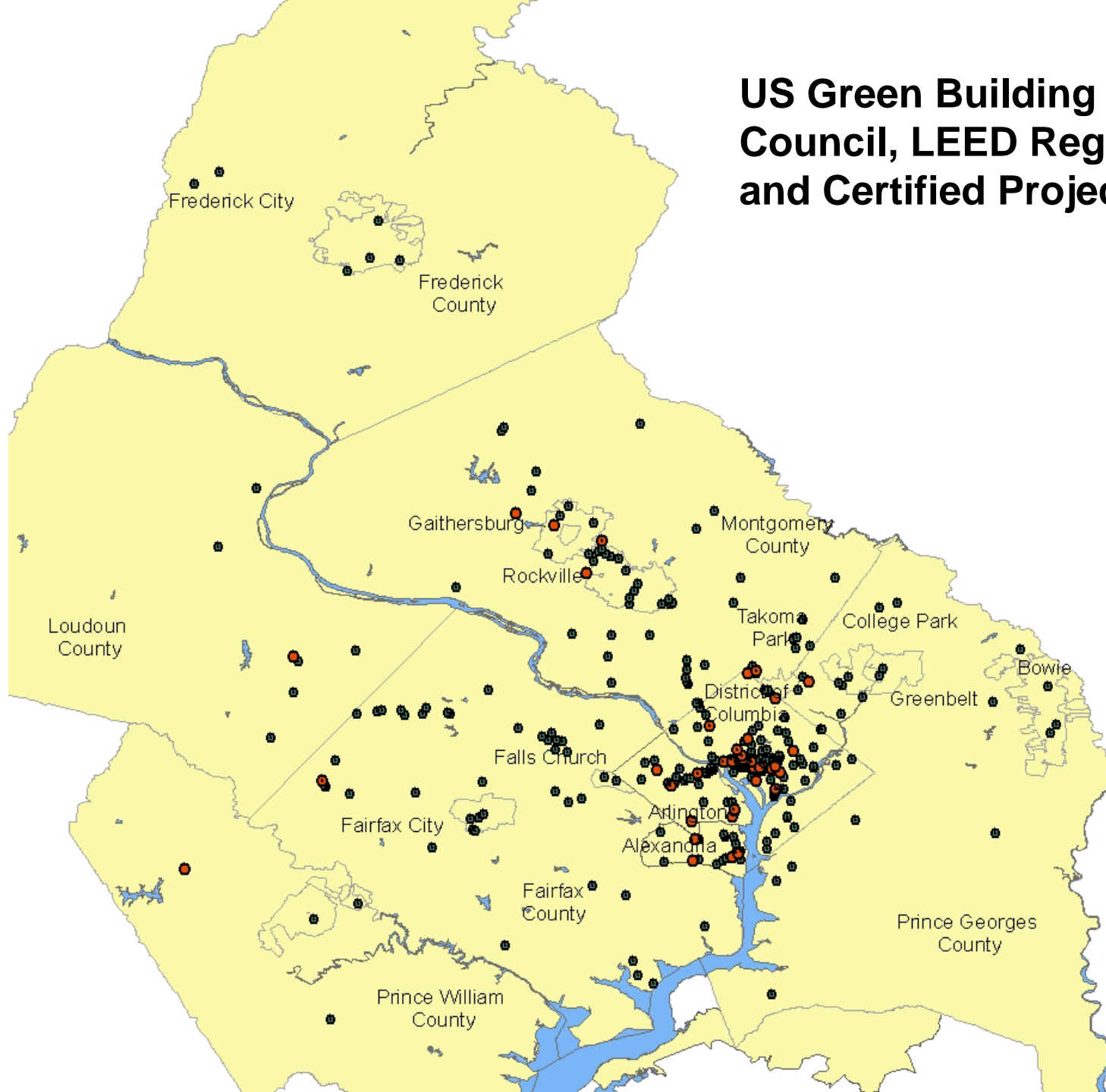
US Green Building Council's Public Project Directory Data

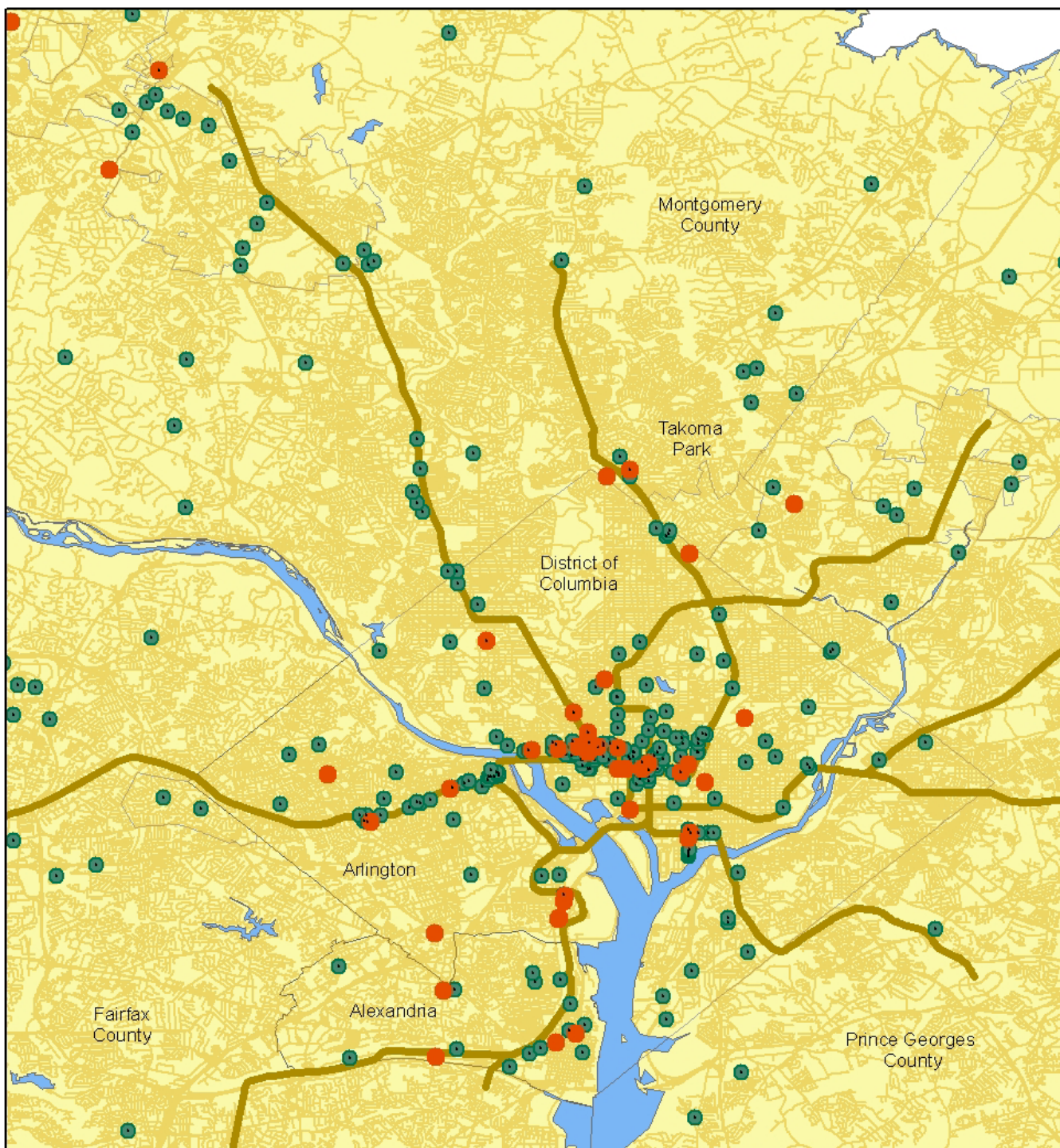
as of August 5, 2008

Public Projects Only – Not *Every Green Building* project's location is known. Unlisted projects are only provided by State

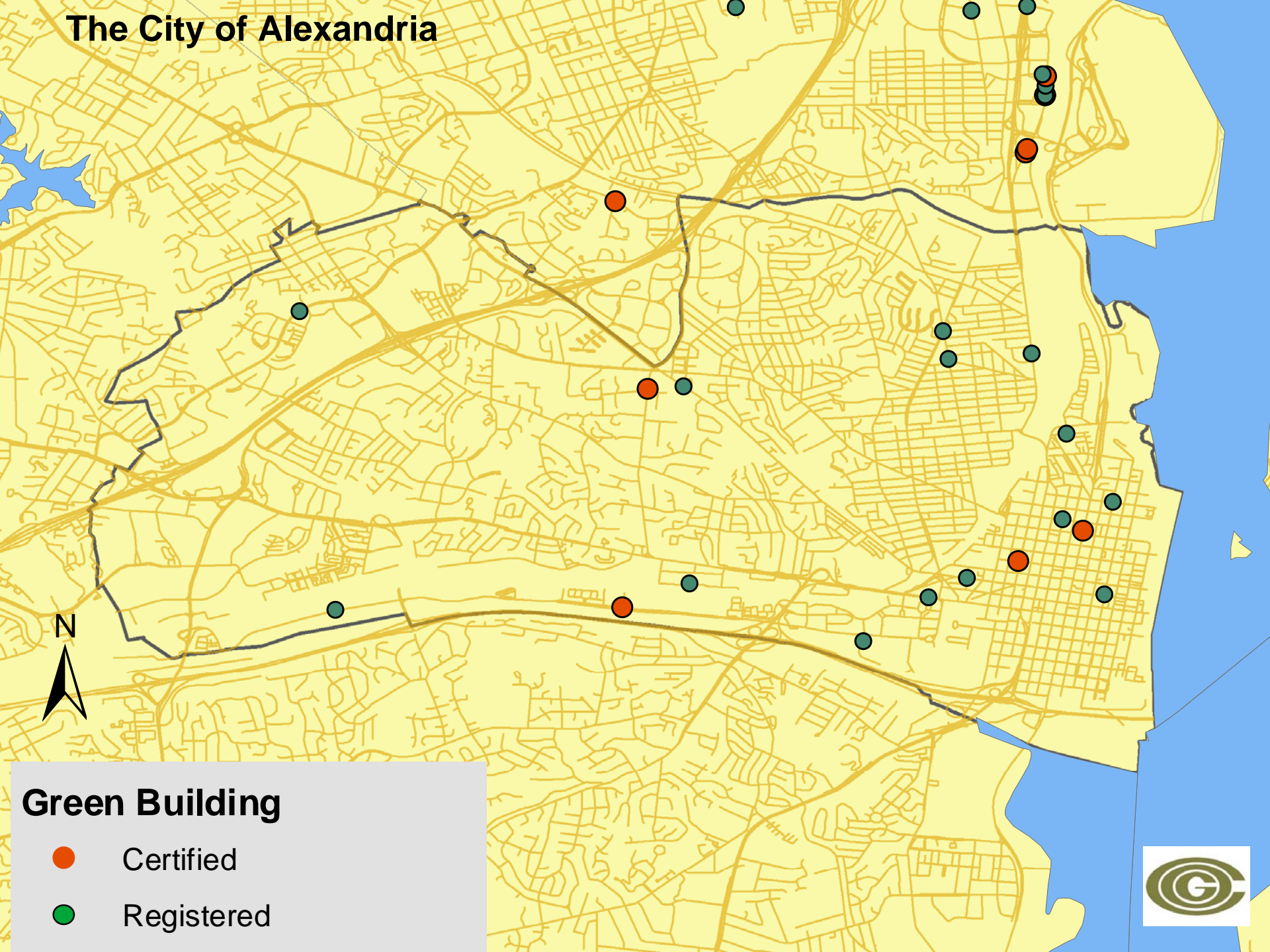
Place	Total Projects	Unlisted Local Location for Registered Projects	Unlisted Local Location for Certified Projects
DC	339 Registered 30 Certified	128 (37%)	4 (13%)
MD	373 Registered 30 Certified	99 (26%)	2 (6%)
VA	532 Registered 55 Certified	187 (35%)	9 (16%)

US Green Building Council, LEED Registered and Certified Projects







The City of Alexandria



Green Building

-  Certified
-  Registered





	Registered Projects	Registered Sq.Ft.	Certified Projects	Certified Sq.Ft.
<u>LEED Rating System</u>				
LEED NC	12	1,696,971	3	67,067
LEED CS	2	167,301	0	-
LEED CI	1	13,317	1	13,317
LEED EB	3	131,600	0	0
LEED Schools	0	-	0	0
LEED ND Pilot	0	-	0	0
<i>Total</i>	<i>18</i>	<i>2,009,189</i>	<i>4</i>	<i>80,384</i>
<u>Year</u>				
2003	2	42,054	0	0
2004	2	167,301	0	0
2005	3	533,940	0	0
2006	4	167,067	0	0
2007	6	1,010,827	2	37,967
<i>as of 8/5/2008</i>	<i>1</i>	<i>88,000</i>	<i>2</i>	<i>42,417</i>

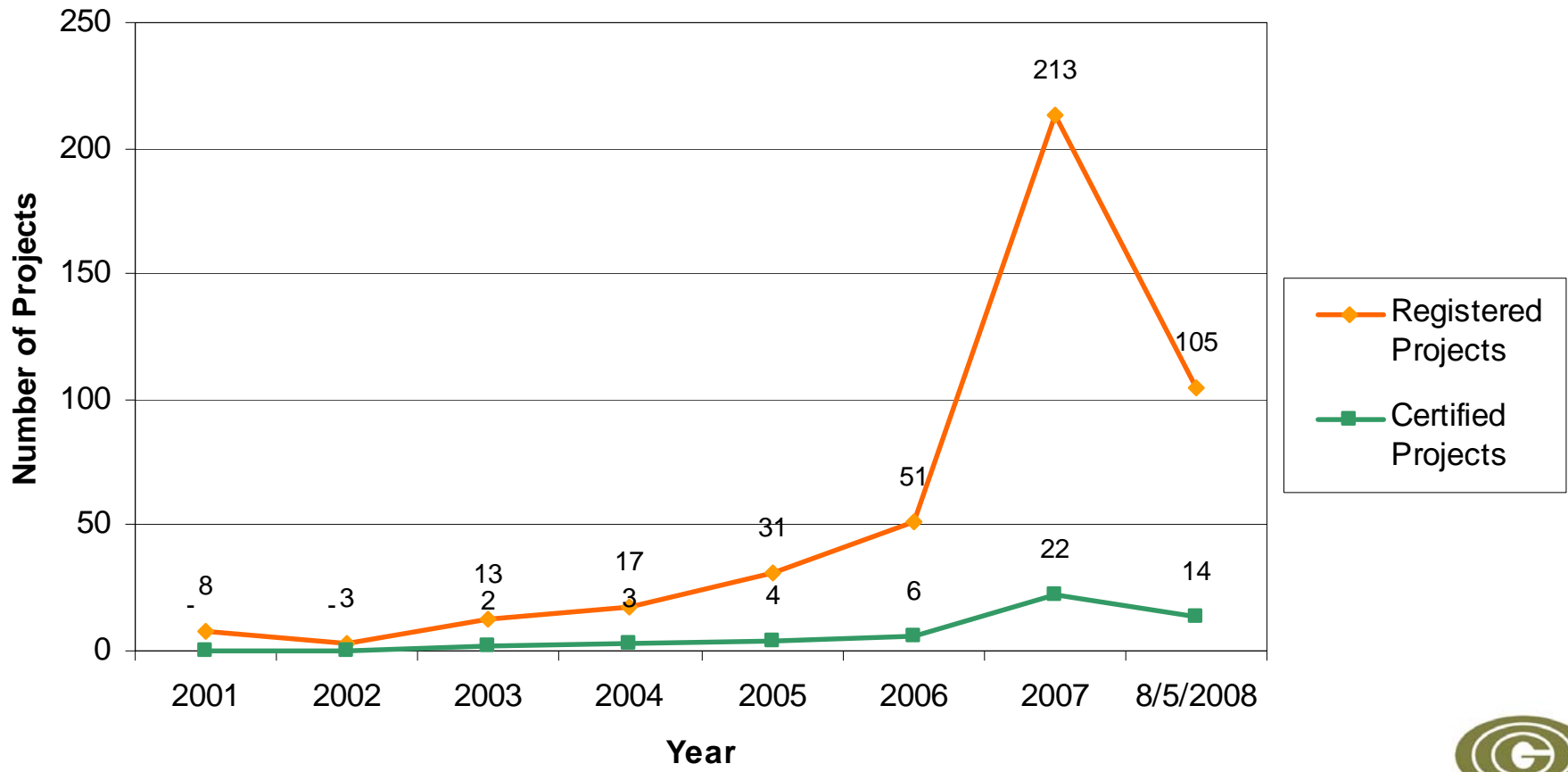


	Registered Projects	Registered Sq.Ft.	Certified Projects	Certified Sq.Ft.
<u>Project Type</u>				
Commercial Office	5	283,118	1	13,317
Multi-Use	8	888,684	1	27,000
Multi-Residential	3	537,407	1	10,967
Daycare	1	29,100	1	29,100
Transportation	1	270,880	0	-
<u>Owner Type</u>				
Profit Org.	4	664,757	1	13,317
Non-Profit Org.	4	222,061	1	27,000
Federal Govt.	1	29,100	1	29,100
Local Govt.	5	1,018,003	0	-
Individual	3	32,967	1	10,967
Other	1	42,301	0	-



Number of LEED Registered and Certified Projects by Year in Metropolitan Washington

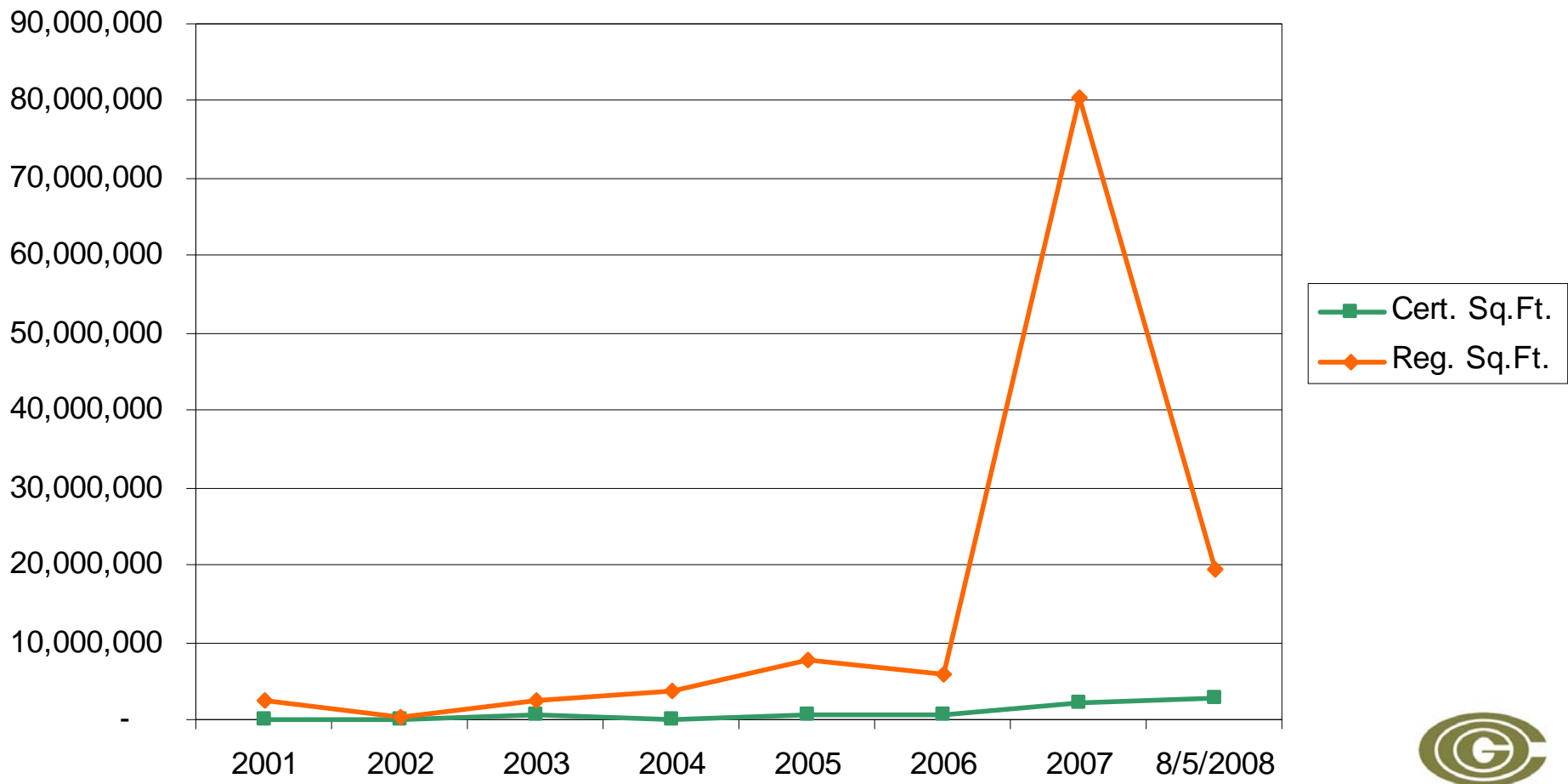
(Source: USGBC Public Project Directory & MWCOG)





Square Feet of LEED Registered and Certified Projects in Metropolitan Washington

(Source: USGBC Public Project Directory & MWCOG)



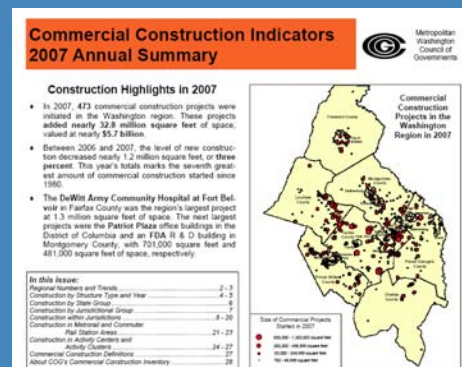
Moving Forward...

- First Publish a Multi-Year Report
- Include Annual Findings for 2008 and Future Years in the Annual Commercial Construction Report
- Additional Ideas?

Greening the Metropolitan Washington Region's Built Environment

A Report to the Metropolitan Washington Council of Governments Board of Directors

Summary Report



Source: USGBC