

2022 HOMELESS ENUMERATION

Results for Metropolitan Washington

Hilary Chapman
Housing Program Manager

COG Chief Equity Officers Committee
May 26, 2022



Metropolitan Washington
Council of Governments

Agenda Item #2

How Many People are Experiencing Homelessness in Our Region?

People Experiencing Literal Homelessness by Jurisdiction, 2021 - 2022				
Jurisdiction	2021	2022	Change in Number of Persons 2021-2022	Percent Change 2021 - 2022
City of Alexandria	106	120	14	13%
Arlington County	171	182	11	6%
District of Columbia	5,111	4,410	-701	-14%
Fairfax County	1,222	1,191	-31	-3%
Frederick County	223	210	-13	-6%
Loudoun County	80	99	19	24%
Montgomery County	577	581	4	1%
Prince George's County	537	571	34	6%
Prince William County	282	241	-41	-15%
TOTAL	8,309	7,605	-704	-8%

NOTE: The total above includes persons who were unsheltered on the night of the enumeration.

Significant Decline in Families Experiencing Homelessness

Household Composition						
		Total Persons in Households without Children	Total Persons in Households with Adults and Children	Total Persons in Households with ONLY Minor Children* (Unaccompanied Minors)	Regional Total	
COG REGION	2022	5,273	2,322	10	7,605	
	2021	5,917	2,376	16	8,309	
	2020	5,990	3,760	15	9,765	
	2019	5,735	4,044	15	9,794	
	2018	5,798	4,667	9	10,474	
2018 - 2022 Percent Change		-9%	-50%	1	-27%	

- Children represent **60%** of all people in homeless families.

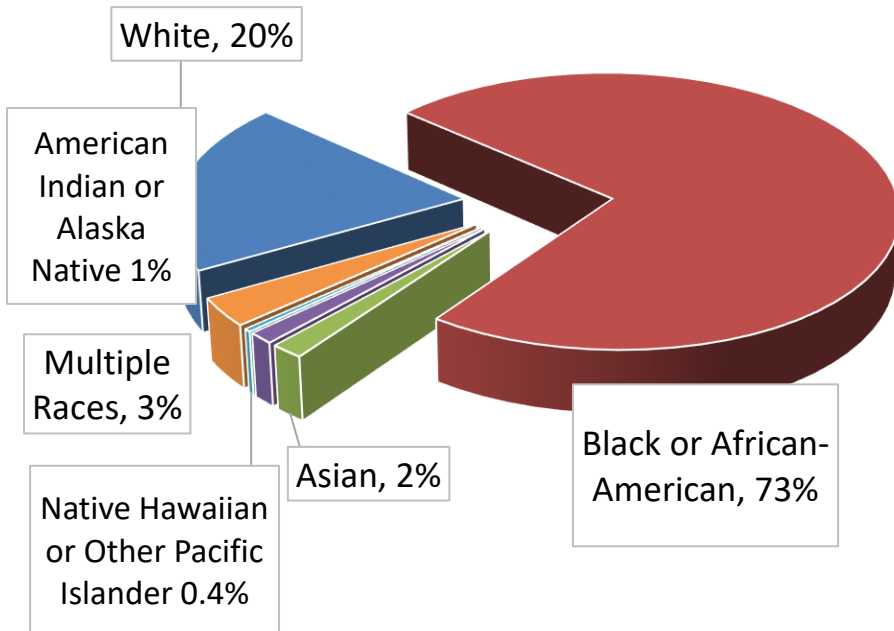
Declining Chronic Homelessness

Chronically Homeless Single Adults By Jurisdiction, 2018 - 2022						
Jurisdiction	2018	2019	2020	2021	2022	Percent Change 2018 - 2022
City of Alexandria	57	38	15	21	18	-68%
Arlington County	57	74	20	34	39	-32%
District of Columbia	1,586	1,374	1,337	1,618	1,257	-21%
Fairfax County	171	213	174	318	273	60%
Frederick County	39	37	183	N/A	53	36%
Loudoun County	22	37	21	23	22	0%
Montgomery County	124	11	10	51	40	-68%
Prince George's County	26	12	15	34	46	77%
Prince William County	31	19	53	49	31	0%
All COG CoCs	2,113	1,815	1,828	2,148	1,779	-16%

Racial Disparities in Who Experiences Homelessness in our Region

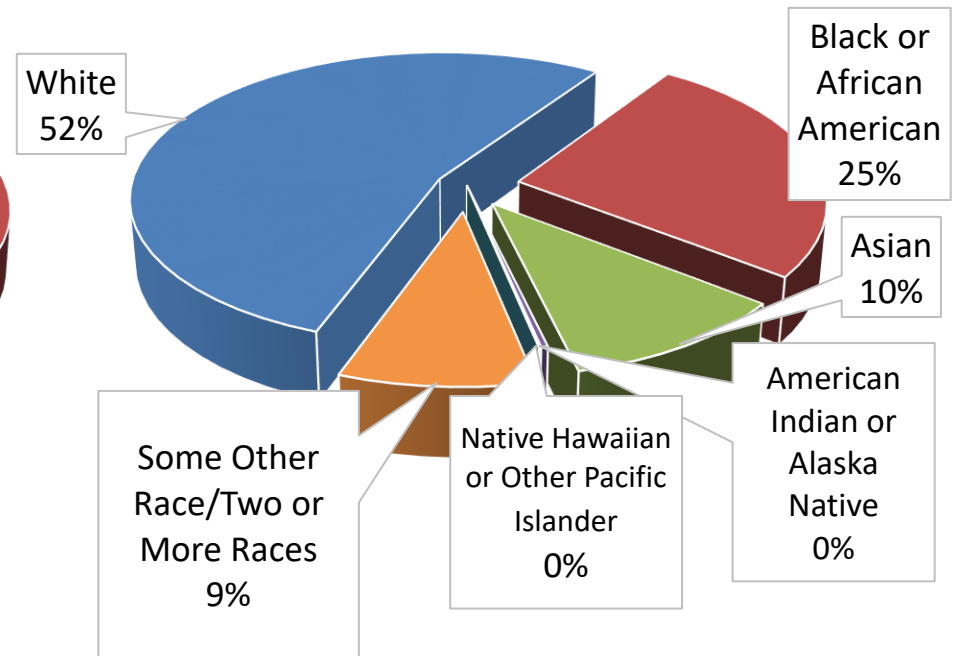
Regional Adults Demographic Profile (Race)

Source: COG 2022



Regional Total Population Demographic Profile (Race)

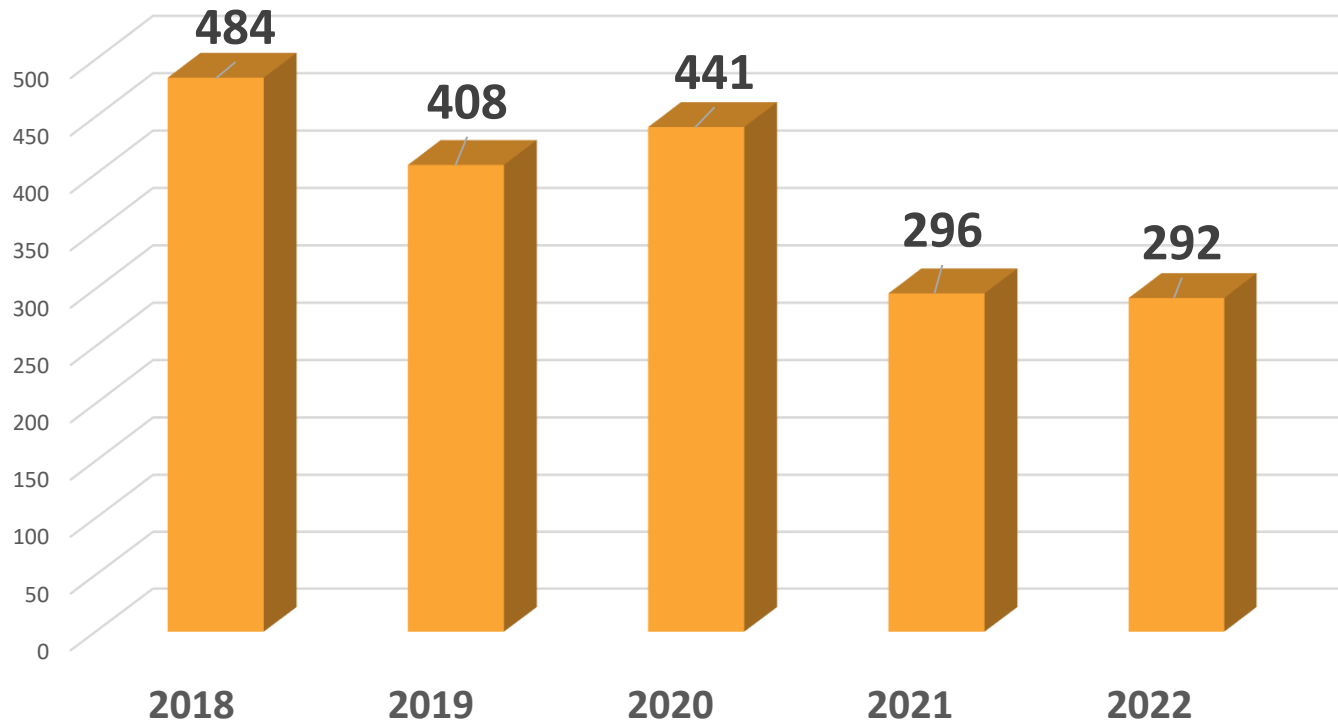
Source: American Community Survey 2020 5-Yr Estimates



Ending Veteran Homelessness

Regional Total Number of Homeless Veterans

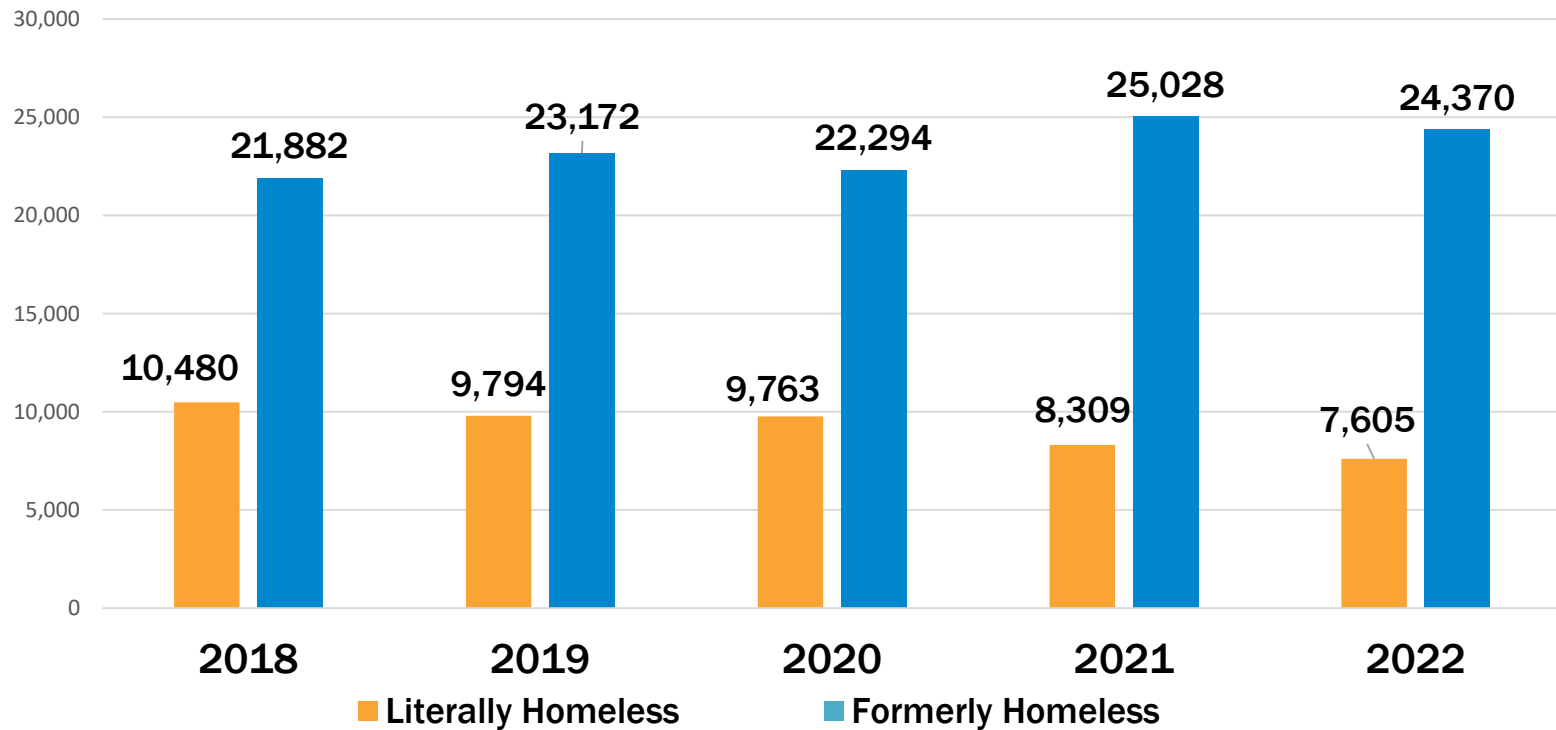
Source: COG 2022



Formerly Homeless: Regional Progress

Region's Literally and Formerly Homeless in Permanent Supportive Housing, Rapid Re-Housing, and Other Permanent Housing

Source: COG 2022



Conclusions and Recommendations

- **Prevention programs, shelter diversion, and strong tenant protections** reduce the number of people who experience homelessness.
- **Sustained and increased regional investments in permanent housing** resources are necessary to allow people to exit homelessness within their existing communities and support networks.
- **Increased federal funds provides an opportunity for innovation** in cross-jurisdictional collaboration.
- **Racial equity should center our response** to reduce the disproportionate representation of people of color experiencing homelessness.
- Need to **share data within and across the region's CoCs** to strengthen local programs and improve outcomes for people experiencing homelessness.

Hilary Chapman

COG Housing Program Manager

hchapman@mwkog.org

(202) 962-3346

mwkog.org

777 North Capitol Street NE, Suite 300
Washington, DC 20002