

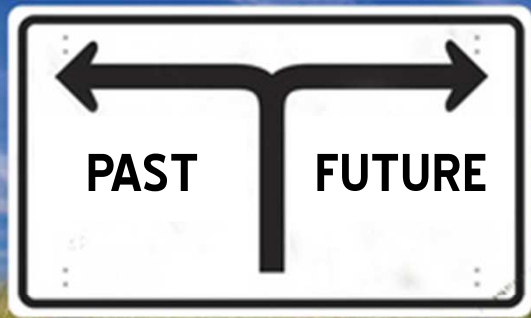
Virginia Population Projections

COG Cooperative Forecasting and Data Subcommittee
September 11, 2012

Rebecca Tippett, Research Associate
Demographics & Workforce Group
Weldon Cooper Center for Public Service
University of Virginia

Estimates vs. Projections





PAST

FUTURE

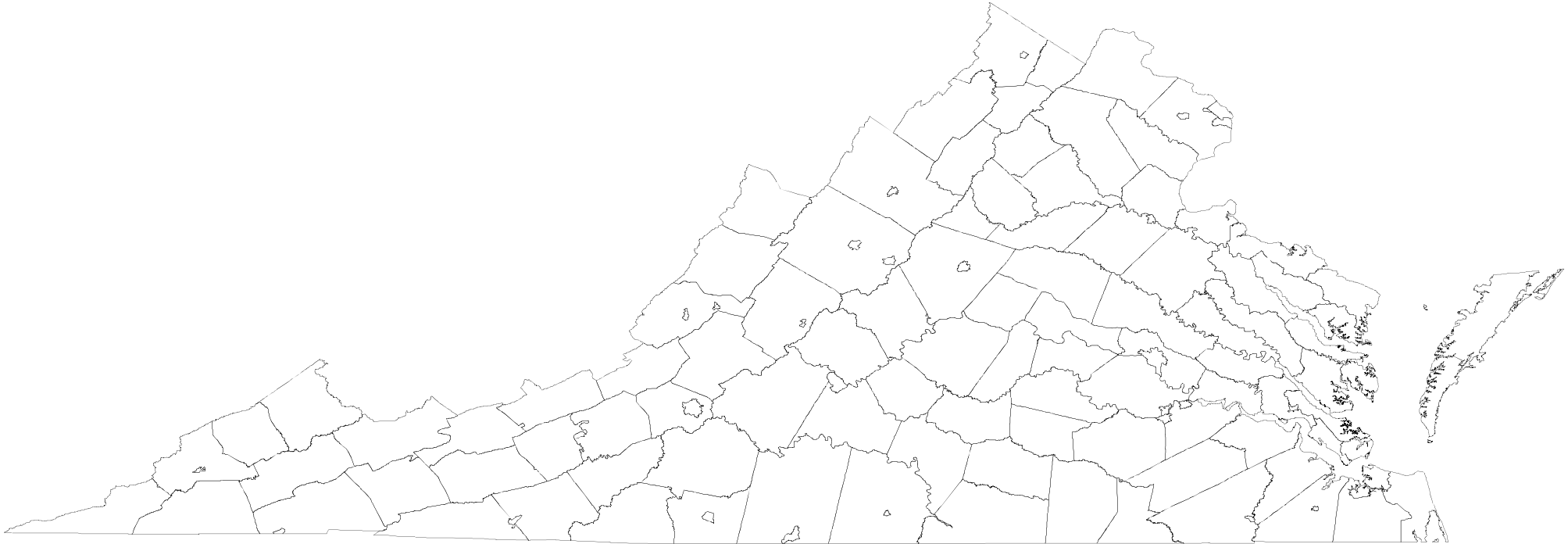
Population Projections



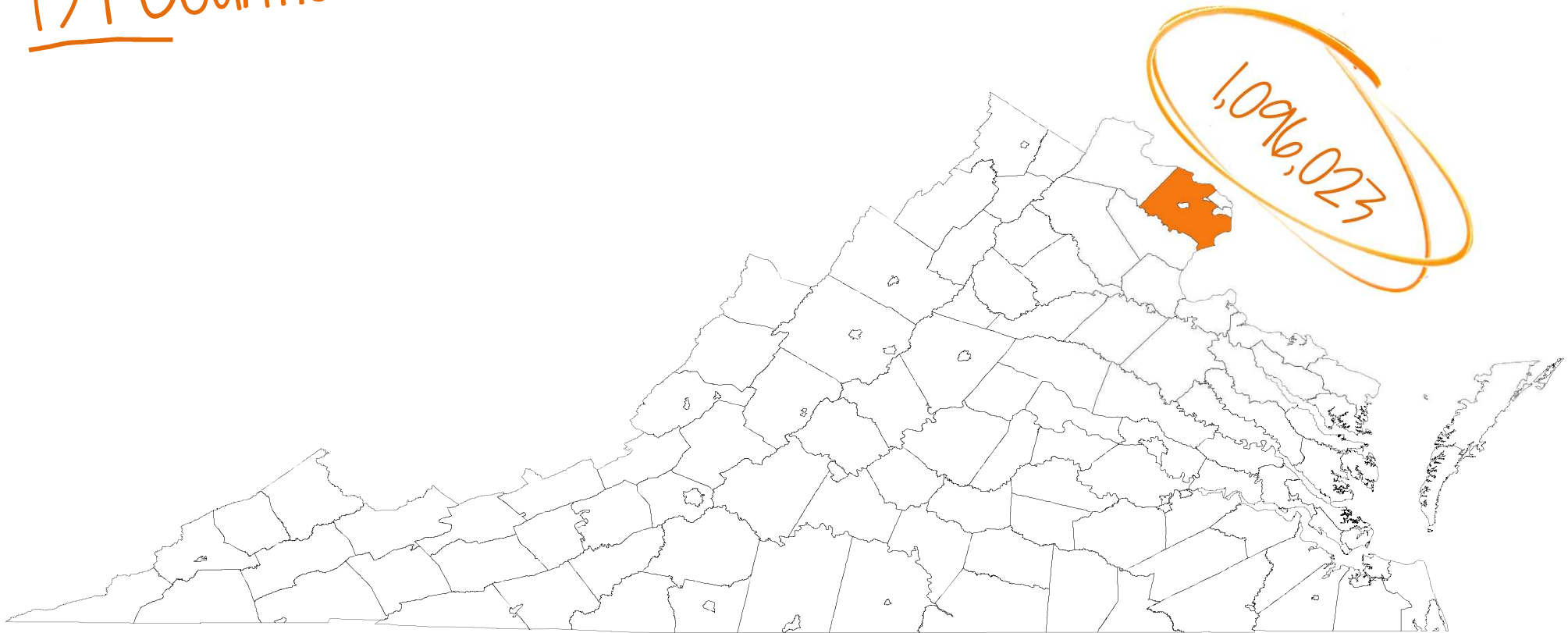
Total Population

Sex * Age * { Race
Hispanic Origin

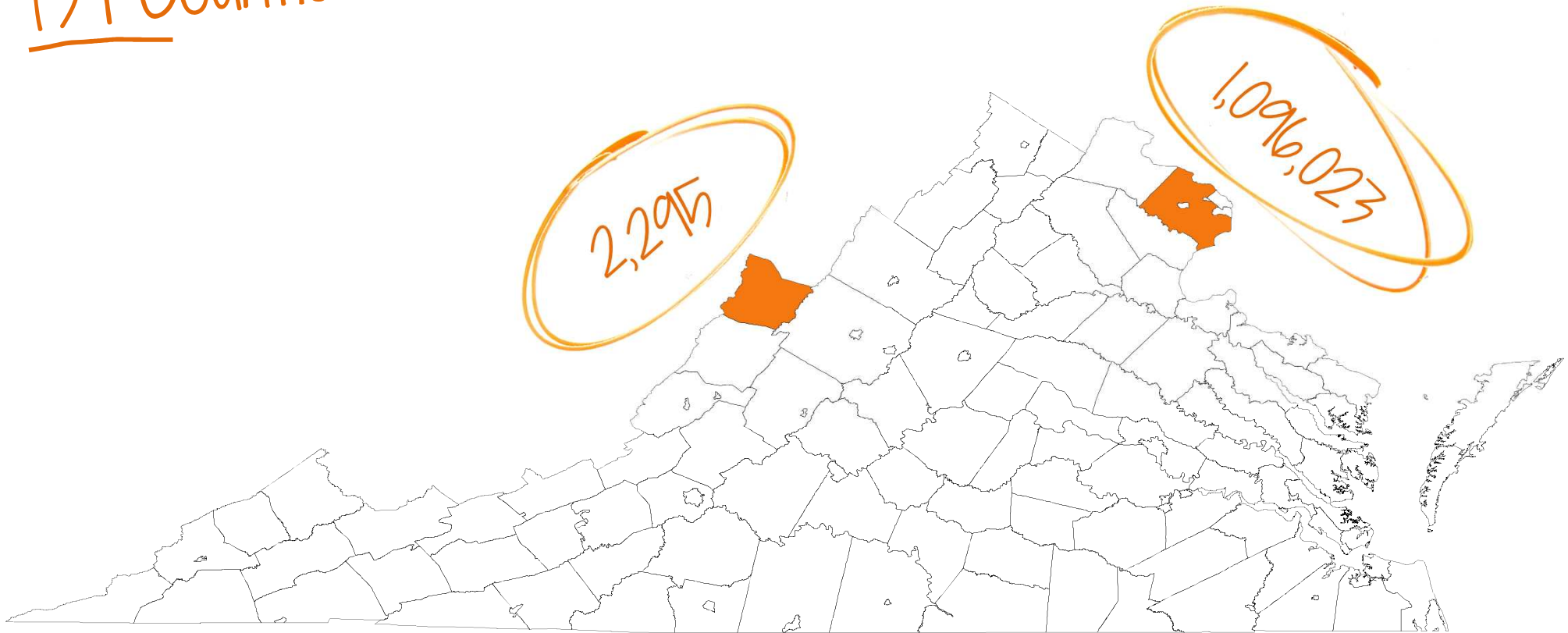
134 Counties and Cities



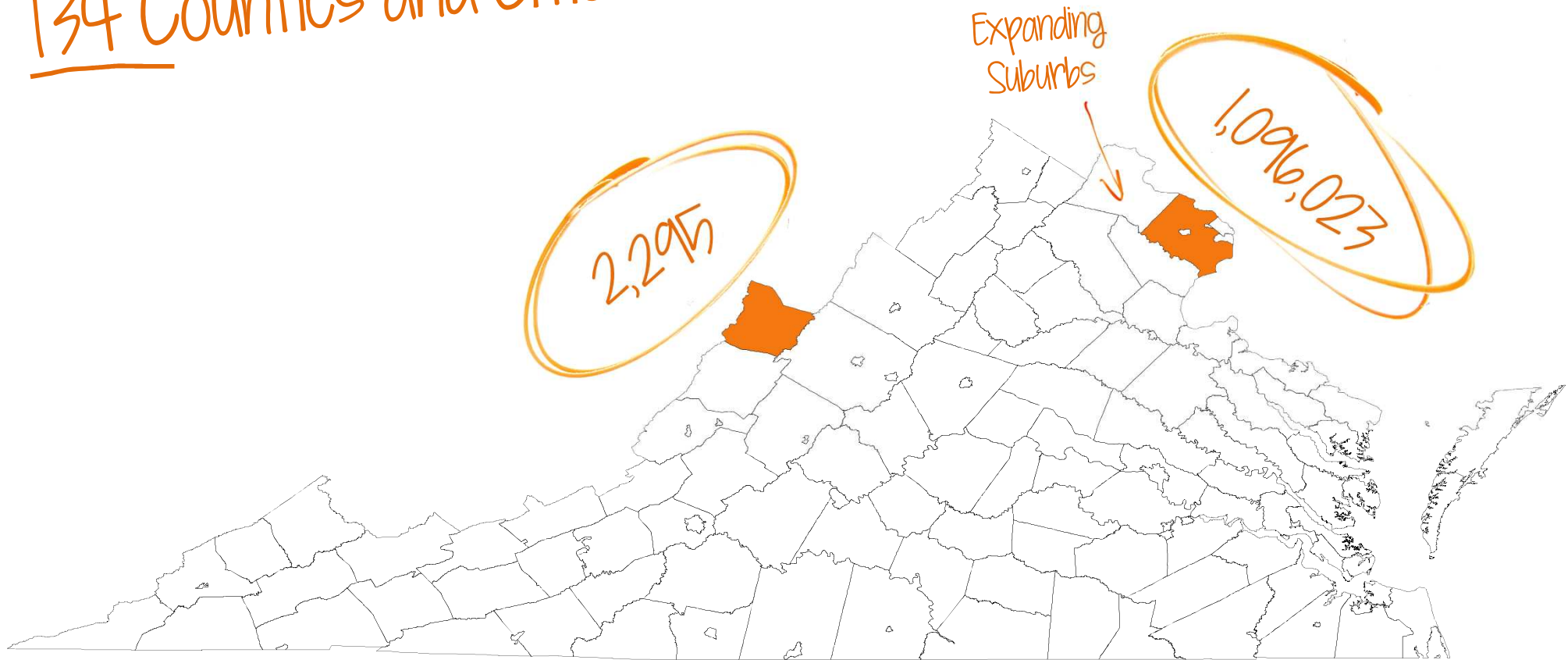
134 Counties and Cities



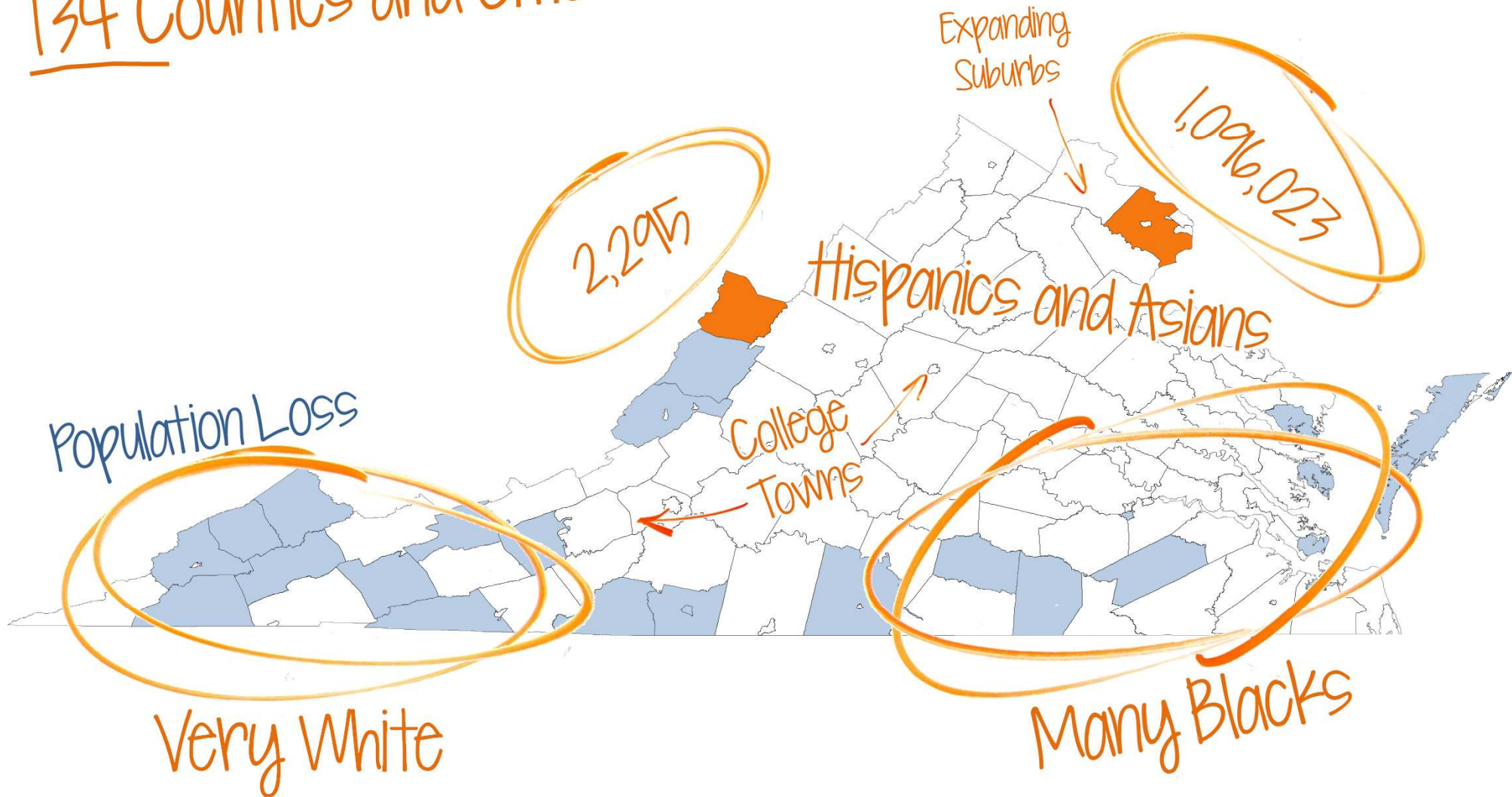
134 Counties and Cities



134 Counties and Cities



134 Counties and Cities



The ~~Cohort-Component~~ Method

Pros

Theoretically sound

Good for Detailed Breakdowns

Cons

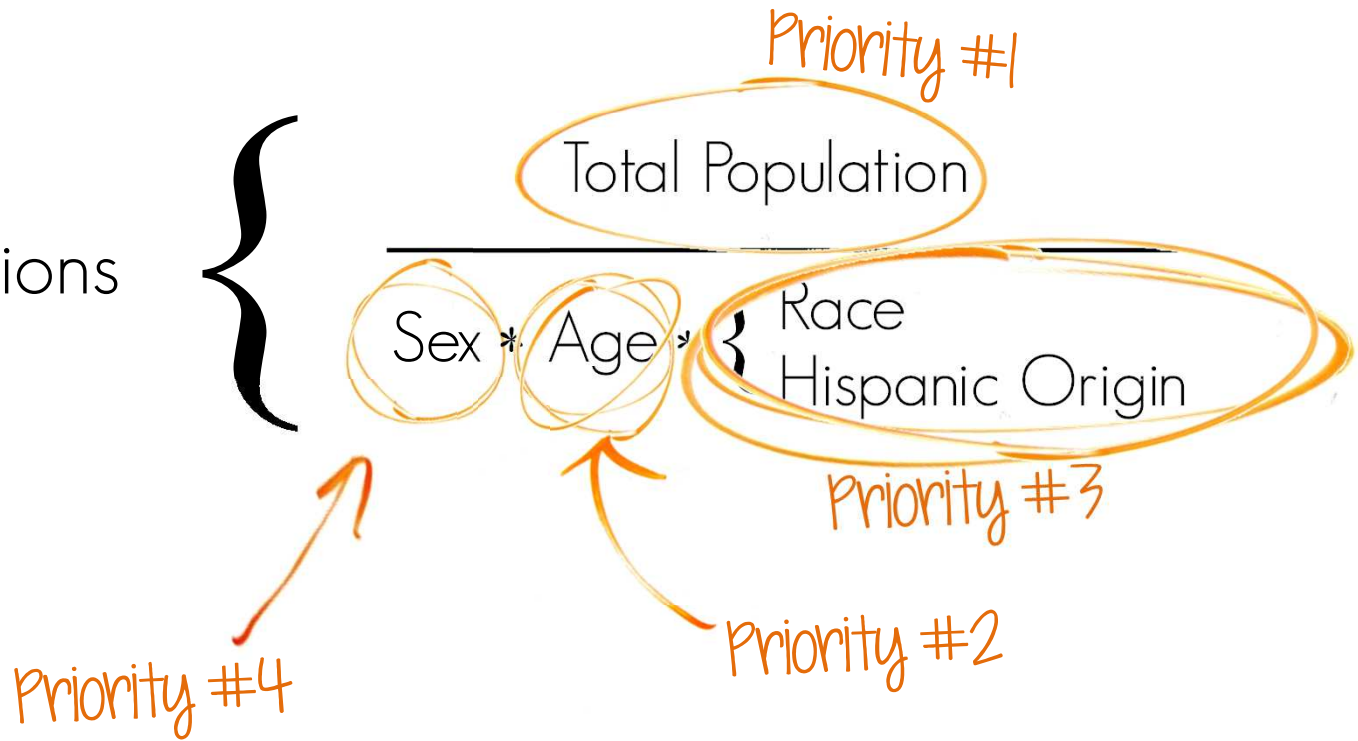
Data intensive

Not good for local level

Criteria

1. Parsimony
2. Statewide Applicability
3. Locality-specific

Population Projections









Our Approach

Multi-layered methodological approach:

1. Total Population: Autoregressive mixed-effects model
2. Age: Hamilton-Perry method
3. Race & Ethnicity: Hamilton-Perry method
4. Sex: Holding constant to 2010 ratios

Observed and Projected Characteristics, Virginia (Sum of Localities)

	Observed		Projected		
	2000	2010	2020	2030	2040
<u>Age</u>	<i>Growing Old</i> →				
Under 15	20.5%	19.2%	18.6%	18.6%	18.8%
Over 65	11.2%	12.2%	15.4%	18.3%	18.1%
<u>Race</u>	<i>Growing Racial Diversity</i> →				
White	72.3%	68.6%	65.3%	62.0%	58.6%
Black	19.6%	19.4%	19.0%	18.3%	17.3%
Asian	3.8%	5.6%	6.9%	8.2%	9.6%
Other race	4.3%	6.5%	8.8%	11.5%	14.5%
<u>Ethnicity</u>	<i>Growing Ethnic Diversity</i> →				
Non-Hispanic	95.3%	92.1%	88.9%	85.3%	81.4%
Hispanic	4.7%	7.9%	11.1%	14.7%	18.6%

Today Mar 22	Fri 23	Sat 24	Sun 25	Mon 26	Tue 27	Wed 28	Thu 29	Fri 30	Sat 31
									
Partly Cloudy	Mostly Sunny	T-Showers	Rain / Thunder	Partly Cloudy	Sunny	Partly Cloudy	Partly Cloudy	Sunny	Partly Cloudy
83°F High	82°	73°	60°	72°	64°	71°	73°	66°	67°
57° Low	59°	57°	49°	43°	42°	55°	50°	45°	49°

Future predictions can be wildly inaccurate



Many factors affect population growth...



...and decline.

Contact

Rebecca Tippett

Research Associate, Demographics & Workforce Group

Weldon Cooper Center, University of Virginia

rebecca.tippett@virginia.edu

(434) 982-5861

www.coopercenter.org/demographics

View our Publications and Blog

