



2023 HOMELESS ENUMERATION

Results for Metropolitan Washington

Elisabeth Young
Deputy Chief of Policy & Programs
The Community Partnership for the Prevention of Homelessness
Chair, Homeless Services Committee

COG Board of Directors
May 10, 2023



How Many People are Experiencing Homelessness in Our Region?

People Experiencing Literal Homelessness by Jurisdiction, 2022 - 2023				
Jurisdiction	2022	2023	Change in Number of Persons 2022-2023	Percent Change 2022 - 2023
City of Alexandria, VA	120	152	32	27%
Arlington County, VA	182	213	31	17%
District of Columbia	4,410	4,922	512	12%
Fairfax County, VA	1,191	1,310	119	10%
Frederick County, MD	210	248	38	18%
Loudoun County, VA	99	220	121	122%
Montgomery County, MD	581	894	313	54%
Prince George's County, MD	571	659	88	15%
Prince William County, VA	241	326	85	35%
TOTAL	7,605	8,944	1,339	18%

NOTE: The total above includes persons who were unsheltered on the night of the enumeration.

Decline in Families, But Increasing Single Adults Experiencing Homelessness

Household Composition						
		Total Persons in Households without Children	Total Persons in Households with Adults and Children	Total Persons in Households with ONLY Minor Children* (Unaccompanied Minors)	Regional Total	
COG REGION	2023	5,901	3,018	25	8,944	
	2022	5,273	2,322	10	8,309	
	2021	5,917	2,376	16	8,309	
	2020	5,990	3,760	15	9,765	
	2019	5,735	4,044	15	9,794	
2019 - 2023 Percent Change		3%	-25%	10	-9%	

- Children represent **61%** of all people in homeless families.

Declining Chronic Homelessness

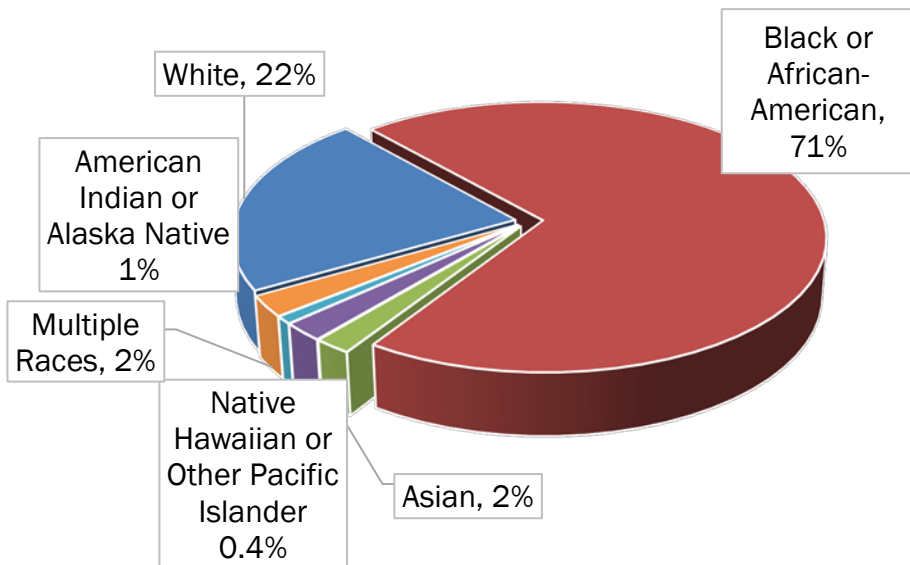
Chronically Homeless Single Adults By Jurisdiction, 2019 - 2023

Jurisdiction	2019	2020	2021	2022	2023	Percent Change 2019 - 2023
City of Alexandria	38	15	21	18	5	-87%
Arlington County	74	20	34	39	18	-76%
District of Columbia	1,374	1,337	1,618	1,257	1,314	-4%
Fairfax County	213	174	318	273	248	16%
Frederick County	37	183	N/A	53	47	27%
Loudoun County	37	21	23	22	27	-27%
Montgomery County	11	10	51	40	22	100%
Prince George's County	12	15	34	46	24	100%
Prince William County	19	53	49	31	33	74%
All COG CoCs	1,815	1,828	2,148	1,779	1,738	-4%

Racial Disparities in Who Experiences Homelessness in our Region

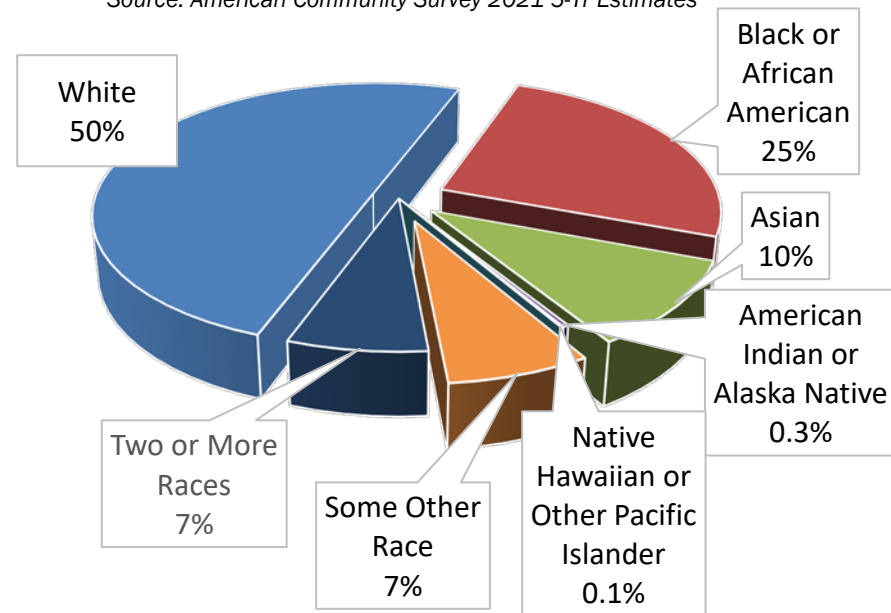
Regional Homeless Single Adults Demographic Profile (Race)

Source: COG 2023



Regional Total Population Demographic Profile (Race)

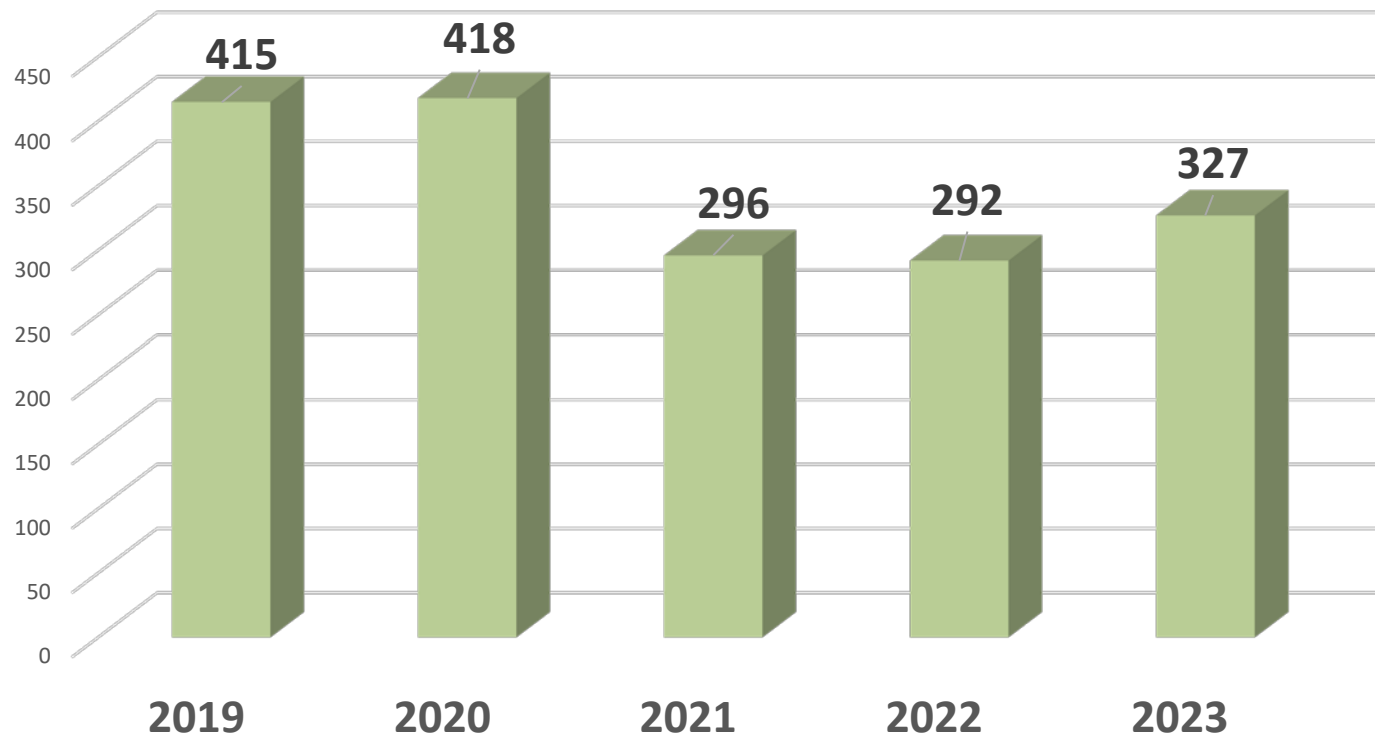
Source: American Community Survey 2021 5-Yr Estimates



Ending Veteran Homelessness

Regional Total Number of Homeless Veterans

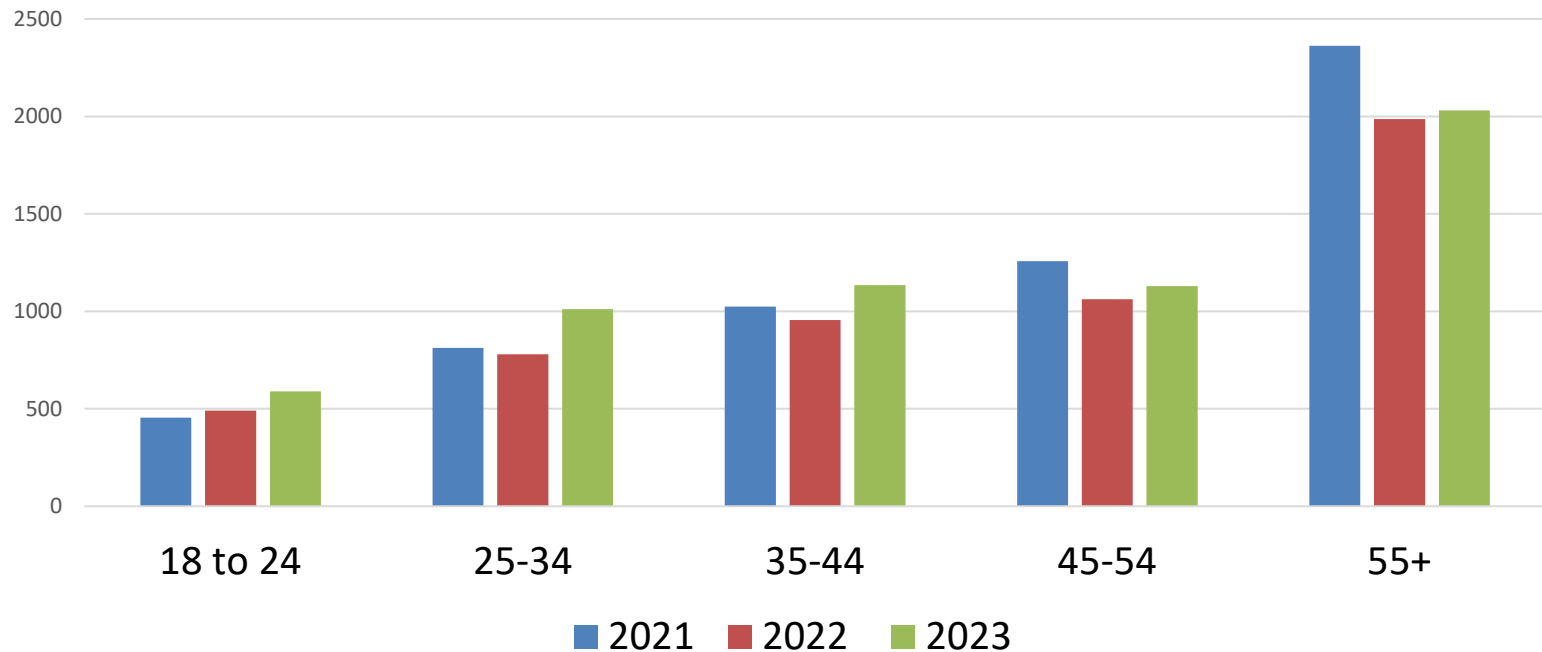
Source: COG



More Seniors Are Experiencing Homelessness

Age Distribution of Single Adults Experiencing Homelessness

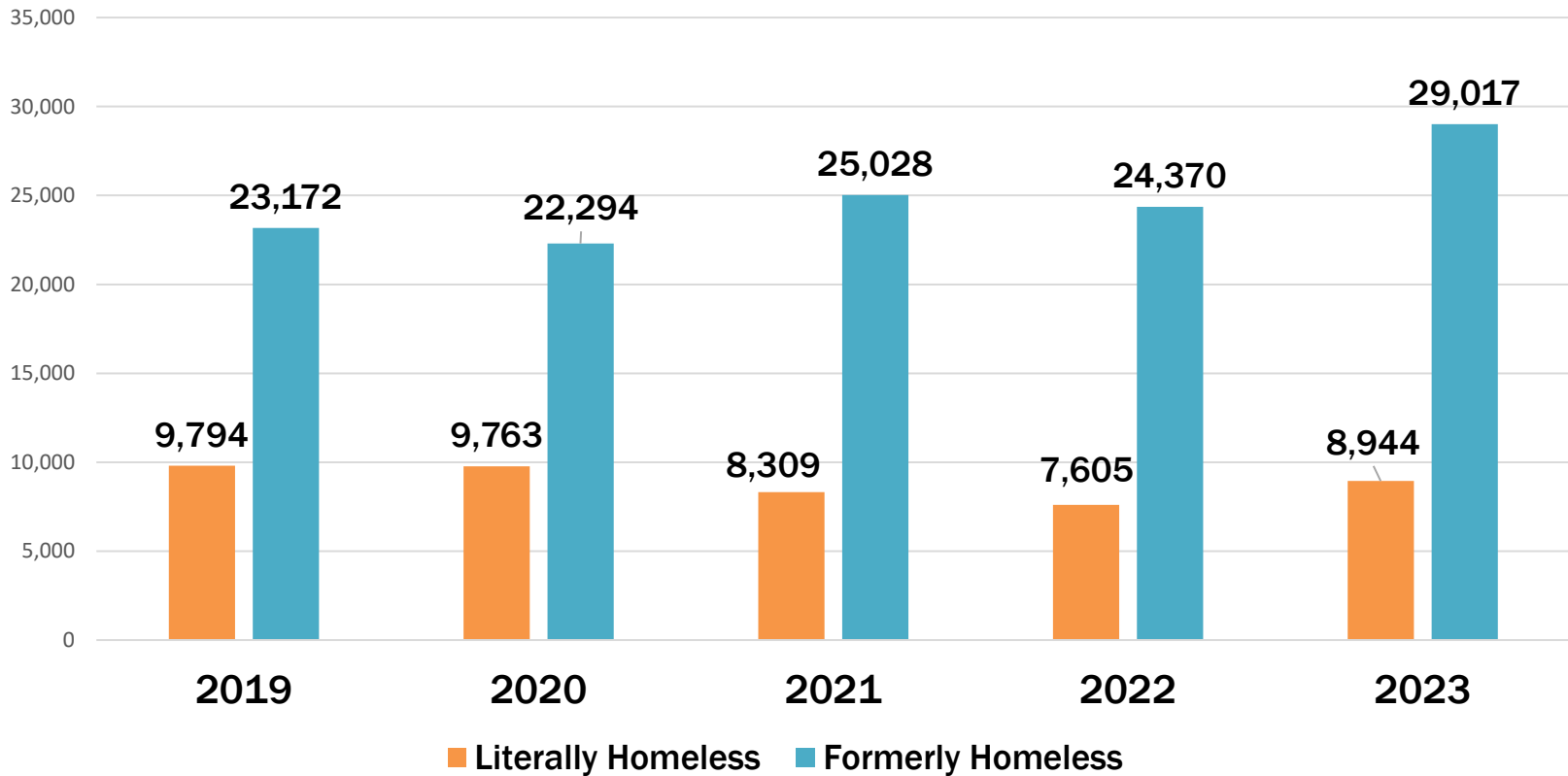
Source: COG



Formerly Homeless: Regional Progress

Region's Literally and Formerly Homeless in Permanent Supportive Housing, Rapid Re-Housing, and Other Permanent Housing

Source: COG



Elisabeth Young

Deputy Chief of Policy & Programs
The Community Partnership for the Prevention of Homelessness
Chair, Homeless Services Committee
(202) 543-5298
eyoung@community-partnership.org

Hilary Chapman

COG Housing Program Manager
(202) 962-3346
hchapman@mwkog.org

mwkog.org

777 North Capitol Street NE, Suite 300
Washington, DC 20002