



BOARD OF DIRECTORS

Wednesday, February 10, 2021

12:00 P.M. - 2:00 P.M.

WebEx Virtual Meeting (provided to members only by email)

Video livestream available to public on COG website

AGENDA

- 12:00 P.M.**
- 1. CALL TO ORDER**
Robert C. White, Jr., COG Board Chair
 - 2. CHAIRMAN'S REPORT**
Robert C. White, Jr., COG Board Chair
 - A. New Member Introductions
 - B. District of Columbia Statehood Taskforce
- 12:10 P.M.**
- 3. EXECUTIVE DIRECTOR'S REPORT**
Chuck Bean, COG Executive Director
 - A. Wireless Service in Metrorail System
 - B. Update on climate change planning work activities
 - 4. AMENDMENTS TO THE AGENDA**
Robert C. White, Jr., COG Board Chair
- 12:25 P.M.**
- 5. APPROVAL OF THE MINUTES FROM JANUARY 13, 2021**
Robert C. White, Jr., COG Board Chair
Recommended Action: Approve minutes.
 - 6. ADOPTION OF CONSENT AGENDA ITEMS**
Robert C. White, Jr., COG Board Chair
 - A. Resolution R13-2021 – Resolution authorizing COG to receive a grant to support eligible expenses for Enhanced Mobility grantees whose operations were affected by COVID-19
 - B. Resolution R14-2021 – Resolution endorsing the draft Round 9.2 Cooperative Forecasts for use in the Air Quality Conformity Analysis of the Constrained Element of the 2022 update of Visualize 2045, and the FY2023-2026 Transportation Improvement Program (TIP)
 - C. Resolution R15-2021 – Resolution authorizing COG to receive a grant, procure, and enter into a contract for On-call Travel Monitoring Program support**Recommended Action: Adopt Resolutions R13-2021 – R15-2021.**

Reasonable accommodations are provided upon request, including alternative formats of meeting materials.
Visit www.mwco.org/accommodations or call (202) 962-3300 or (202) 962-3213 (TDD).

- 12:30 P.M. 7. FY2021 SECOND QUARTER FINANCIAL REPORT**
Rodney Lusk, COG Secretary-Treasurer
Julie Mussog, COG Chief Financial Officer
- The board will be briefed on the Fiscal Year 2021 Second Quarter Financial Report.
- Recommended Action: Receive briefing.**
- 12:40 P.M. 8. PUBLIC SAFETY MUTUAL AID REGIONAL COLLABORATION**
Chris Rodriguez, District of Columbia Homeland Security and Emergency Management Agency Director
- The board will be briefed on the regional collaboration throughout January 2021 to provide mutual aid across public safety agencies including planning, response, and resource sharing to aid in the regional response to the capitol riots and the inauguration.
- Recommended Action: Receive briefing.**
- 1:00 P.M. 9. ECONOMIC DEVELOPMENT: OPPORTUNITIES FOR COLLABORATION**
Victor Hoskins, Fairfax County Economic Development Authority President & CEO
David Iannucci, Prince George’s County Economic Development Corporation President & CEO
- Economic development executives from Fairfax County and Prince George’s County will discuss the Northern Virginia Economic Development Alliance and the Maryland National Capital Region Economic Development Alliance and identify opportunities for regional collaboration.
- Recommended Action: Receive briefing and adopt Resolution R16-2021.**
- 1:30 P.M. 10. COVID-19: VACCINE DISTRIBUTION**
Dr. Travis Gayles, Montgomery County Health Officer
- The board will be briefed on the status of regional distribution of the COVID-19 vaccines.
- Recommended Action: Receive briefing.**
- 1:55 P.M. 11. OTHER BUSINESS**
- 2:00 P.M. 12. ADJOURN**
The next COG Board of Directors meeting is scheduled for March 10, 2021.

AGENDA ITEM #2

CHAIRMAN'S REPORT



CORPORATE OFFICERS*



President
Muriel Bowser
District of Columbia



Vice President
Nancy Navarro
Montgomery Co.



Vice President
Ann Wheeler
Prince William Co.



Secretary-Treasurer
Rodney Lusk
Fairfax County



Chair
Robert C. White, Jr.
District of Columbia



Vice Chair
Christian Dorsey
Arlington County



Vice Chair
Kate Stewart
City of Takoma Park

BOARD OF DIRECTORS



Phil Mendelson
District of Columbia




Kevin Donahue
District of Columbia



Tim Adams
City of Bowie



Reuben Collins
Charles County



Denise Mitchell
City of College Park



Michael O'Connor
City of Frederick



Jan Gardner
Frederick County



Robert Wu
City of Gaithersburg



Colin Byrd
City of Greenbelt



Craig Moe
City of Laurel



Marc Elrich
Montgomery Co.



Tom Hucker
Montgomery Co.



Angela Alsobrooks
Prince George's Co.



Sydney Harrison
Prince George's Co.




Derrick L. Davis
Prince George's Co.




Bridget Newton
City of Rockville



Brian Feldman
MD General Assembly



Justin Wilson
City of Alexandria



David Meyer
City of Fairfax



Jeff McKay
Fairfax County



Penelope Gross
Fairfax County




David Snyder
City of Falls Church



Phyllis Randall
Loudoun County



Juli Briskman
Loudoun County



Mark Wolfe
City of Manassas




Darryl Moore
City of Manassas Park



George Barker
VA General Assembly


POLICY BOARD & COMMITTEE CHAIRS



**Transportation
Planning Board**
Charles Allen
District of Columbia




**Metropolitan
Washington Air
Quality Committee**
Robert Day
City of College Park




**Chesapeake Bay &
Water Resources
Policy Committee**
Laurie-Anne Sayles
City of Gaithersburg



**Climate, Energy
& Environment
Policy Committee**
Deni Taveras
Prince Georges Co.



**Human Services
Policy Committee**
Andrea Bailey*
Prince William Co.



**Region Forward
Coalition**
Libby Garvey
Arlington County

*also serve
on Board
of Directors

AGENDA ITEM #3

EXECUTIVE DIRECTOR'S REPORT



MEMORANDUM

TO: COG Board of Directors
FROM: Chuck Bean, COG Executive Director
SUBJECT: Executive Director's Report – February 2021
DATE: February 3, 2021

POLICY BOARD & COMMITTEE UPDATES

National Capital Region Transportation Planning Board (TPB) – At its January meeting, the TPB approved new members for its Community Advisory Committee and received briefings on a multi-sector study of the impacts COVID-19 has had on the region.

Chesapeake Bay and Water Resources Policy Committee (CBPC) – At its January meeting, CBPC members were briefed on the Chesapeake Bay Program's Diversity, Equity, Inclusion, and Justice strategy and resources, including its data dashboard. Members also discussed preliminary General Assembly legislation and formed a subcommittee to track legislation tied to COG's legislative priorities for water.

Climate, Energy and Environment Policy Committee (CEEPC) – In January, CEEPC was provided the opportunity to review and comment on Montgomery County's Draft *Climate Action Plan*, COG's Draft *Tree Conservation Cookbook*, and the CEEPC Legislative Committee proposed positions on upcoming state legislation that aligns with the COG Board's 2021 legislative priorities related to climate and energy.

Human Services Policy Committee (HSPC) – At its January meeting, HSPC reviewed a recent member survey on possible 2021 priorities and discussed the importance of focusing on mental and behavioral health. They also discussed the possibility of a jurisdictional roundtable on health and human services programs and initiatives within each jurisdiction.

Region Forward Coalition (RFC) – In January, RFC received briefings on the state of the region's economy and opportunities for inclusive growth through leveraging strategic partnerships.



REGIONAL HOMELESSNESS COORDINATION
COG's Human Services Policy Committee, chaired by DC Councilmember Brianne Nadeau in 2020, has developed a regional compact that aims to foster a cross-jurisdictional approach to ending the experience of homelessness.

[Learn more about the compact](#)

OUTREACH & PROGRAM HIGHLIGHTS

COVID-19 Vaccine Coordination – A COG committee of public information officers met several times over the past two months to share information on vaccine messaging and developed a regional social media toolkit and Spanish radio ad. In February, COG also launched a webinar series inviting national experts to share insights with area leaders on emerging best practices for vaccine distribution and dose administration.



COG Presentations – COG Executive Director Chuck Bean and COG Department of Community Planning Services Director Paul DesJardin presented an overview of COG’s planning and strategic efforts to address racial equity at a Triangle J Council of Governments webinar on January 29. DesJardin also participated as a panelist on Urban Land Institute (ULI) Washington’s *NEXT Washington* forum, discussing COG’s cooperative forecast and housing targets on January 15.

APPLY FOR TLC TECHNICAL ASSISTANCE
Through March 8, the TPB is accepting applications for its **Transportation Land-use Connections (TLC)** program, seeking projects that promote mixed-use, walkable communities, and support a variety of transportation alternatives.

[Apply for TLC Technical Assistance](#)

TPB Regional Safety Program – The Regional Safety Pilot Program provides short-term consultant services to member jurisdictions or agencies to assist with planning or preliminary engineering projects that address roadway safety issues. The [FY 2021 application period](#) is open through March 22.

CBPC Academic Paper Competition – The CBPC is now accepting submissions for its [second annual paper competition](#), which invites area high school, college, and graduate students to provide their perspective on real-world sustainability and water quality issues. Students should submit no later than April 16, and the competition is capped at the first 20 submissions.

Food Security - The Food and Agricultural Regional Member Ad Hoc (FARM) Committee launched by the COG Board last fall has identified its priorities, which include addressing food insecurity, supporting small farmers, and strengthening the region's food system. The committee outlined these priorities and provided feedback on federal nutrition programs in a letter to the USDA transition team in January.

MEDIA HIGHLIGHTS

The entire Metrorail system is now covered by wireless service – COG Executive Director Chuck Bean discusses the importance of Metrorail's updated wireless infrastructure.

[The Washington Post](#)

Transportation board report: D.C. area traffic fell more than 50% at start of pandemic – COG Planning Data and Research Program Director Tim Canan discusses the changes in people's travel habits since the start of the pandemic.

[Inside NOVA](#)

The entire Metrorail system is now covered by wireless service

By **Justin George**

Jan. 27, 2021 at 4:29 p.m. EST

Wireless service is now accessible throughout all of Metrorail after the transit agency added nearly 400 miles of cable and infrastructure along its tracks to connect to major carriers.

The transit agency's completion of the years-long project allows AT&T, T-Mobile and Verizon to run their service underground in Metro's 100-mile tunnel network. Riders can communicate and stream content online throughout their trips while aboard Metro trains. The system also helps improve safety by expanding cell coverage and the ability to connect with police and first responders during emergencies.

The project was jointly funded by federal dollars that Metro received in the congressional Passenger Rail Investment and Improvement Act and the three carriers, a Metro statement said.

"This is something we've been working with Metro and the carriers on for years, because it will improve safety for Metro riders and workers," Sen. Mark R. Warner (D-Va.) said in a statement. He added, "The federal government and the region have made substantial investments in making this system safer and more reliable, from rebuilding tracks to introducing new rail cars, and now passengers will be able to use their cellphones underground throughout the system."

Chuck Bean, executive director for the Metropolitan Washington Council of Governments, which consulted on the project, [tweeted](#) that the upgrade "is a major step forward for safety."

Metro has been slowly building out its network. In May of 2019, the transit agency announced that two-thirds of the project had been completed. Full activation brings the final three segments online between Dupont Circle in downtown D.C. and White Flint in Maryland, the Yellow Line from L'Enfant Plaza to the Pentagon and the Silver Line in Tysons Corner, Metro officials said.

Wireless service is already available in all of Metro's underground stations, and the transit agency offers free WiFi at all 91 of its stations.

The technological advancement follows last year's release of Metro's [mobile fare system](#) and interactive app, which provides riders with real-time information and access to their SmarTrip accounts. The mobile fare system, available on iPhones, replaces physical cards and allows riders to make contactless payments.

"Customers can text, talk, and explore the Internet and apps, including Metro's mobile payment options to load value and manage their SmarTrip account while traveling on Metro," Metro General Manager Paul J. Wiedefeld said in a statement. "A robust wireless network will enable new technologies to improve real-time customer communications

statement. "A robust wireless network will enable new technologies to improve real-time customer communications and operate more efficiently."

Metro officials said day-to-day operation and maintenance of the network will be handled by the wireless service carriers, which will also be responsible for tests and upgrades.

"This significant joint investment provides a communications network that allows each provider's customers to stay connected with their friends, families and favorite content when using the Metro system," AT&T, T-Mobile and Verizon said in a joint statement.

AGENDA ITEM #4

**AMENDMENTS TO THE
AGENDA**

AGENDA ITEM #5

APPROVAL OF THE MINUTES

METROPOLITAN WASHINGTON COUNCIL OF GOVERNMENTS
777 North Capitol Street, NE
Washington, D.C. 20002

MINUTES
COG Board of Directors Meeting
January 13, 2021

BOARD MEMBERS AND ALTERNATES: See attached chart for attendance.

SPEAKERS:

Mayor David Meyer, COG Audit Committee Chair
Monica Beyrouiti Nuñez, COG Gov. Relations and Member Services Supervisor
Dr. David Goodfriend, Loudoun County Health Department Director
Brienne Nadeau, COG Human Services Policy Committee Chair

1. CALL TO ORDER AND PLEDGE OF ALLEGIANCE

2020 COG Board Chair Derrick L. Davis called the meeting to order at 12:02 P.M. and led the Pledge of Allegiance.

2. ELECTION OF 2021 COG BOARD OFFICERS

2020 COG Board Chair Derrick L. Davis shared the proposed slate of 2021 Board Officers: Chair Robert C. White, Jr., Vice Chair Christian Dorsey, and Vice Chair Kate Stewart. The board approved the slate of 2021 Board Officers.

Action: Approved Resolution R1-2021.

3. ELECTION OF 2021 POLICY COMMITTEE LEADERSHIP

COG Board Chair Robert C. White, Jr. shared the proposed policy committee leadership for the: Metropolitan Washington Air Quality Committee; Chesapeake Bay and Water Resources Policy Committee; Climate, Energy, and Environment Policy Committee; Human Services Policy Committee; and Region Forward Coalition. The board approved the committee leadership.

Action: Approved Resolution R2-2021.

4. CHAIRMAN'S REPORT

- A. COG Board Statement on Inauguration
- B. New Board Member Introductions
- C. 2021 COG Board Meeting Schedule
- D. An overview of the town hall series: Leaning into 2021: More Equitable, More Resilient

5. EXECUTIVE DIRECTOR'S REPORT

COG Executive Director Chuck Bean asked COG Homeland Security and Public Safety Director Scott Boggs to brief the board on mutual aid agreements and operation plans and security planning for the 2021 Inauguration.

6. AMENDMENTS TO AGENDA

There were no amendments to the agenda.

7. APPROVAL OF MINUTES

The minutes from the November 12, 2020 board meeting were approved.

8. ADOPTION OF CONSENT AGENDA ITEMS

- A. Resolution R3-2021 – Resolution authorizing COG to procure and enter into a contract to

provide the District of Columbia Homeland Security and Emergency Management Agency with exercise design, coordination, conduct, and evaluation support for the upcoming 59th presidential inauguration

- B. Resolution R4-2021 – Resolution authorizing COG to procure and enter into a contract to hire a marketing and communications consultant(s) for COG’s Go Recycle campaign
- C. Resolution R5-2021 – Resolution endorsing board approval of the Title VI plan update
- D. Resolution R6-2021 – Resolution authorizing COG to receive a grant, procure and enter into a contract to support the Prince George's County Climate Commission
- E. Resolution R7-2021 – Resolution authorizing COG to receive a grant, procure and enter into a contract to manage a community planning effort for the Department of Defense Military Installation Resilience Review Program
- F. Resolution R8-2021 – Resolution authorizing COG to procure and enter into a contract to receive and expend funds to support the Regional Catastrophic Preparedness Grant Program
- G. Resolution R9-2021 – Resolution authorizing the creation of a task force to study DC statehood

ACTION: Approved Resolutions R3-2021 – R9-2021.

9. FY-2020 AUDITED FINANCIAL STATEMENTS

COG Audit Committee Chair Mayor David Meyer noted that the committee reviewed the audit report and recommended approval. The independent audit firm PBMares issued an unqualified (clean) opinion. The board approved the audit and authorized CliftonLarsonAllen, LLP to perform the FY-2021 audit based on the committee’s recommendation.

ACTION: Received briefing and approved Resolution R10-2021.

10. COG 2021 LEGISLATIVE PRIORITIES

COG Government Relations and Member Services Supervisor Monica Beyrouti Nuñez briefed the board on the 2021 Legislative Priorities, including the region’s needs to combat the COVID-19 pandemic, transportation funding, housing, water and air quality, climate and energy innovation, human services, public safety, infrastructure investment, racial equity and more.

ACTION: Received briefing and approved Resolution R11-2021.

11. COVID-19 VACCINE DISTRIBUTION

Loudoun County Health Department Director Dr. David Goodfriend briefed the board on the status of distribution of the COVID-19 vaccines within northern Virginia and highlighted some of the challenges jurisdictions are facing in the process.

ACTION: Received briefing.

12. HUMAN SERVICES POLICY COMMITTEE AGREEMENT TO COOPERATE REGIONALLY TO PREVENT AND END HOMELESSNESS

COG Human Services and Policy Committee 2020 Chair Brianne Nadeau updated the board on the HSPC’s development of a regional compact for participating jurisdictions to implement various actions, including better data sharing and reporting to help prevent and end homelessness across our region. The board approved the regional compact.

ACTION: Received briefing and approved Resolution R12-2021.

13. EXECUTIVE SESSION

The board entered in a closed session to discuss board business.

14. OTHER BUSINESS

Following the executive session the COG Board voted to approved Resolution R13-2021 approving the Executive Director's performance evaluation.

15. ADJOURN

Upon motion duly made and seconded, the meeting was adjourned at 1:45 P.M.

January 13, 2021 Attendance

<u>Jurisdiction</u>	<u>Member</u>	<u>Y/N</u>	<u>Alternate</u>	<u>Y/N</u>
<i>District of Columbia</i>				
Executive	Hon. Muriel Bowser		Ms. Beverly Perry Mr. Wayne Turnage Ms. Lucinda Babers	Y
	Mr. Kevin Donahue		Eugene Kinlow	
Council	Hon. Phil Mendelson	Y		
	<i>Hon. Robert White</i>	Y		
<i>Maryland</i>				
Bowie	Hon. Tim Adams	Y		
Charles County	Hon. Reuben Collins	Y	Thomasina Coates Gilbert Bowling	
City of Frederick	Hon. Michael O'Connor	Y		
Frederick County	Hon. Jan Gardner		Ms. Joy Schaefer	Y
College Park	Hon. Denise Mitchell	Y	Hon. Patrick Wojahn	
Gaithersburg	Hon. Robert Wu	Y	Hon. Neil Harris	
Greenbelt	Hon. Colin Byrd		Hon. Emmett Jordan	
Laurel	Hon. Craig Moe	Y	Hon.. Michael Leszcz Mr. Bill Goddard	
Montgomery County				
Executive	Hon. Marc Elrich	Y	Mr. Richard Madaleno	
Council	Hon. Tom Hucker			
	Hon. Nancy Navarro	Y		
Prince George's County				
Executive	Hon. Angela Alsobrooks		Ms. Tara Jackson	Y
Council	Hon. Derrick Leon Davis	Y		
	Hon. Sydney Harrison	Y		
Rockville	Hon. Bridget Donnell Newton	Y		
Takoma Park	<i>Hon. Kate Stewart</i>	Y	Hon. Cindy Dyballa Hon. Peter Kovar	
Maryland General Assembly	Hon. Brian Feldman			
<i>Virginia</i>				
Alexandria	Hon. Justin Wilson	Y	Hon. Redella Pepper	
Arlington County	<i>Hon. Christian Dorsey</i>	Y		
City of Fairfax	Hon. David Meyer	Y	Hon. Jon Stehle	
Fairfax County	Hon. Jeff McKay		Hon. James Walkinshaw	
	Hon. Penelope Gross	Y	Hon. Daniel Storck	
	Hon. Rodney Lusk	Y	Hon. Walter Alcorn	
Falls Church	Hon. David Snyder	Y	Hon. David Tarter	
Loudoun County	Hon. Juli Briskman	Y		
Loudoun County	Hon. Phyllis Randall	Y		
Manassas	Hon. Mark Wolfe	Y		
Manassas Park	Hon.			
Prince William County	Hon. Ann Wheeler	Y		
	Hon. Andrea Bailey	Y		
Virginia General Assembly	Hon. George Barker			

Y = Present, voting

(P) = Present as Alternate in addition to Primary

AGENDA ITEM #6

ADOPTION OF CONSENT AGENDA ITEMS

ADOPTION OF CONSENT AGENDA ITEMS
February 2021

A. RESOLUTION AUTHORIZING COG TO RECEIVE A GRANT TO SUPPORT ELIGIBLE EXPENSES FOR ENHANCED MOBILITY GRANTEES WHOSE OPERATIONS WERE AFFECTED BY COVID-19

The board will be asked to adopt Resolution R13-2021 authorizing the Executive Director, or his designee, to receive and expend grant funds from the Coronavirus Response and Relief Supplemental Appropriations Act of 2021 (CRRSAA) in the amount of \$591,353 for the Enhanced Mobility of Seniors and Individuals with Disabilities program throughout region. The CRRSAA includes \$14 billion in supplemental appropriations allocated to support the transit industry during the COVID-19 public health emergency. Specifically, \$50 million of the \$14 billion will be distributed to the Section 5310 Enhanced Mobility of Seniors and Individuals with Disabilities program through formula grants. The goal is to provide operational and payroll support to Enhanced Mobility grantees in the region that have been adversely impacted by COVID-19 through a competitive solicitation process consistent with the region's FTA-approved Program Management Plan. Funding for this effort will be provided through a grant from the Federal Transit Administration (FTA). No COG matching funds are required as COG is a designated recipient for these funds and the region's Enhanced Mobility program is administered by COG/TPB's Department of Transportation Planning staff.

RECOMMENDED ACTION: Adopt Resolution R13-2021.

B. RESOLUTION ENDORSING THE DRAFT ROUND 9.2 COOPERATIVE FORECASTS FOR USE IN THE AIR QUALITY CONFORMITY ANALYSIS OF THE CONSTRAINED ELEMENT OF THE 2022 UPDATE OF VISUALIZE 2045, AND THE FY2023-2026 TRANSPORTATION IMPROVEMENT PROGRAM (TIP)

The board will be asked to adopt Resolution R14-2021 acknowledging receipt of the draft Round 9.2 Cooperative Forecasts and endorsing them for use in the Air Quality Conformity Analysis of the Constrained Element of the 2022 Update of Visualize 2045, and the FY2023-2026 Transportation Improvement Program (TIP). The board desires to endorse said Forecasts to support continued coordination of land use and transportation planning. The board directs its Executive Director, or his designee, to notify the Planning Directors Technical Advisory Committee of the board's endorsement.

RECOMMENDED ACTION: Adopt Resolution R14-2021.

C. RESOLUTION AUTHORIZING COG TO RECEIVE A GRANT, PROCURE AND ENTER INTO A CONTRACT TO ON-CALL TRAVEL MONITORING PROGRAM SUPPORT

The board will be asked to adopt Resolution R15-2021 authorizing the Executive Director, or his designee, to receive and expend State Planning and Research funds from the District of Columbia in the amount of \$305,000. This funding will be used to support two special projects: 1) Highway Performance Monitoring Systems (HPMS) Traffic Monitoring Activities; and 2) DC Highway Functional Classification Review. The resolution also authorizes the Executive Director, or his designee, to proceed with procurement for a contractor, or contractors, and enter into a contract for on-call travel monitoring program support in the amount of \$120,000. The contractor will perform a core task consisting of roadway traffic counts to fulfill the federal reporting requirements for the Highway Performance Monitoring System for the District of Columbia. No COG matching funds are required for the core task. The Department of Transportation Planning periodically needs various traffic monitoring studies to be conducted

and optional tasks may also be issued with this contract as part of the Transportation Planning Board's Unified Planning Work Program.

RECOMMENDED ACTION: Adopt Resolution R15-2021.

Summary of Intermediate Employment Forecasts
Draft Round 9.2 Cooperative Forecasts
(Thousands)

**Draft COG Board of
Directors 2/10/21**

JURISDICTION	2015	2020	2025	2030	2035	2040	2045	2015 to 2045	
								Number	% Change
District of Columbia	798.3	846.3	895.1	937.9	978.2	1,011.8	1,045.4	247.1	31.0%
Arlington County	209.1	229.4	240.1	258.1	280.1	287.5	290.8	81.7	39.0%
City of Alexandria	106.0	107.3	116.2	117.4	122.1	128.4	132.4	26.4	24.9%
Central Jurisdictions	1,113.4	1,182.9	1,251.5	1,313.4	1,380.4	1,427.7	1,468.6	355.2	31.9%
Montgomery County	520.2	543.5	572.5	604.5	627.4	653.9	678.8	158.6	30.5%
City of Rockville (1)	76.9	78.4	80.4	82.4	86.6	90.9	96.4	19.5	25.3%
City of Gaithersburg (1)	46.4	47.6	50.0	52.7	56.1	61.1	65.7	19.3	41.5%
Prince George's County	338.6	349.0	366.3	375.7	385.5	393.3	402.1	63.6	18.8%
Fairfax County	654.1	700.9	748.6	793.2	827.7	864.8	890.6	236.5	36.2%
City of Fairfax	22.8	22.9	23.0	23.1	23.2	23.3	23.4	0.6	2.6%
City of Falls Church	13.5	13.7	14.4	16.7	17.8	18.7	19.6	6.1	44.9%
Inner Suburbs	1,549.2	1,630.0	1,724.9	1,813.2	1,881.5	1,954.0	2,014.4	465.3	30.0%
Loudoun County	167.1	190.7	205.0	224.4	240.0	252.5	260.9	93.8	56.1%
Prince William County	143.1	164.8	184.5	203.8	222.5	240.9	257.0	113.9	79.6%
City of Manassas	25.7	26.5	28.0	29.4	30.0	30.6	31.2	5.5	21.4%
City of Manassas Park	4.6	4.7	4.8	4.9	5.0	5.1	5.2	0.6	12.5%
Charles County	46.6	47.0	49.2	52.2	55.4	58.8	61.5	14.9	32.0%
Frederick County	111.8	117.3	123.2	128.6	135.3	141.1	145.5	33.7	30.1%
City of Frederick (2)	50.7	52.4	54.2	56.1	58.0	60.0	62.0	11.3	22.3%
Outer Suburbs	499.0	551.0	594.6	643.4	688.2	728.9	761.4	262.4	52.6%
COG REGION	3,161.5	3,364.0	3,571.0	3,770.0	3,950.2	4,110.6	4,244.4	1,082.9	34.3%

(1) Included in Montgomery County total.

(2) Included in Frederick County total.

Summary of Intermediate Population Forecasts
Draft Round 9.2 Cooperative Forecasts
(Thousands)

**Draft COG Board of
Directors 2/10/21**

JURISDICTION	2015	2020	2025	2030	2035	2040	2045	2015 to 2045	
								Number	% Change
District of Columbia	672.2	729.5	787.1	842.2	893.9	940.7	987.2	315.0	46.9%
Arlington County	219.1	231.2	249.2	261.6	273.9	287.2	299.5	80.4	36.7%
City of Alexandria	147.8	164.3	180.8	192.2	218.4	229.5	253.1	105.3	71.2%
Central Jurisdictions	1,039.2	1,125.0	1,217.1	1,296.0	1,386.1	1,457.4	1,539.8	500.7	48.2%
Montgomery County	1,015.3	1,052.0	1,087.3	1,128.8	1,167.7	1,197.1	1,223.3	208.1	20.5%
City of Rockville (1)	66.3	72.2	78.2	83.3	86.7	91.8	96.1	29.8	44.9%
City of Gaithersburg (1)	67.1	70.7	74.6	78.7	82.4	86.1	89.3	22.2	33.0%
Prince George's County	904.4	923.1	938.0	953.0	967.8	982.8	995.9	91.4	10.1%
Fairfax County	1,125.4	1,172.4	1,207.8	1,255.7	1,312.0	1,363.8	1,405.9	280.5	24.9%
City of Fairfax	24.1	25.6	29.2	31.6	32.7	33.9	35.2	11.1	46.1%
City of Falls Church	13.6	15.6	18.4	20.8	22.3	23.4	24.5	10.8	79.5%
Inner Suburbs	3,082.8	3,188.7	3,280.7	3,389.8	3,502.6	3,601.1	3,684.8	602.0	19.5%
Loudoun County	368.7	423.1	466.9	508.4	526.5	539.3	548.2	179.6	48.7%
Prince William County	444.8	467.9	503.6	529.6	551.4	569.3	584.0	139.2	31.3%
City of Manassas	41.5	42.6	45.3	46.7	48.1	49.2	50.3	8.9	21.4%
City of Manassas Park	14.3	15.9	15.9	15.9	15.9	15.9	15.9	1.6	11.1%
Charles County	150.8	167.0	178.2	194.7	207.5	218.6	236.5	85.7	56.8%
Frederick County	246.5	263.9	284.3	304.5	320.2	334.6	346.6	100.1	40.6%
City of Frederick (2)	70.4	73.6	77.5	82.1	86.9	91.7	96.2	25.8	36.6%
Outer Suburbs	1,266.5	1,380.5	1,494.1	1,599.7	1,669.7	1,726.9	1,781.6	515.1	40.7%
COG REGION	5,388.4	5,694.2	5,991.8	6,285.5	6,558.4	6,785.4	7,006.2	1,617.8	30.0%

(1) Included in Montgomery County total.

(2) Included in Frederick County total.

Summary of Intermediate Household Forecasts
Draft Round 9.2 Cooperative Forecasts
(Thousands)

**Draft COG Board of
Directors 2/10/21**

JURISDICTION	2015	2020	2025	2030	2035	2040	2045	2015 to 2045	
								Number	% Change
District of Columbia	297.1	319.3	341.0	362.5	380.6	396.2	411.9	114.8	38.6%
Arlington County	103.2	109.2	117.9	123.8	129.7	135.8	141.4	38.2	37.0%
City of Alexandria	71.2	73.3	80.6	85.8	98.8	103.9	114.5	43.3	60.9%
Central Jurisdictions	471.5	501.8	539.4	572.1	609.1	635.9	667.8	196.3	41.6%
Montgomery County	374.9	391.2	405.7	422.3	438.1	450.9	461.9	87.1	23.2%
City of Rockville (1)	26.4	28.8	31.1	33.5	35.2	37.4	39.4	12.9	48.9%
City of Gaithersburg (1)	24.7	26.0	27.5	28.9	30.5	32.1	33.4	8.8	35.5%
Prince George's County	321.1	334.3	343.9	355.5	363.3	370.0	376.8	55.6	17.3%
Fairfax County	403.9	418.1	433.5	454.9	479.9	503.0	521.7	117.7	29.1%
City of Fairfax	8.9	9.6	11.1	12.1	12.5	13.0	13.5	4.5	50.9%
City of Falls Church	5.8	7.0	8.7	10.1	11.0	11.7	12.4	6.6	114.5%
Inner Suburbs	1,114.6	1,160.1	1,202.8	1,254.9	1,304.8	1,348.6	1,386.3	271.6	24.4%
Loudoun County	121.1	137.6	151.7	165.5	172.1	177.0	180.5	59.4	49.0%
Prince William County	142.9	153.9	167.1	177.0	185.2	191.9	197.2	54.3	38.0%
City of Manassas	12.7	13.1	13.9	14.3	14.7	15.0	15.3	2.6	20.2%
City of Manassas Park	4.5	5.0	5.0	5.0	5.0	5.0	5.0	0.5	11.7%
Charles County	53.7	60.3	65.5	72.9	78.6	83.4	92.2	38.5	71.8%
Frederick County	89.9	98.4	106.3	115.4	122.4	128.1	132.1	42.1	46.8%
City of Frederick (2)	27.3	28.6	29.1	32.0	34.2	36.2	38.0	10.7	39.4%
Outer Suburbs	424.9	468.3	509.5	550.1	578.1	600.5	622.3	197.4	46.5%
COG REGION	2,011.1	2,130.2	2,251.8	2,377.1	2,492.0	2,584.9	2,676.4	665.3	33.1%

(1) Included in Montgomery County total.

(2) Included in Frederick County total.

**Summary of Change between Employment Forecasts
Draft Round 9.2 and Final Round 9.1 Cooperative Forecasts
(Thousands)**

JURISDICTION	2015	2020	2025	2030	2035	2040	2045
District of Columbia	0.0	0.0	0.0	0.0	0.0	0.0	0.0
Arlington County	-0.5	12.5	16.6	19.7	31.2	26.5	21.7
City of Alexandria	-0.3	-2.8	-5.5	-9.9	-13.2	-14.3	-22.7
Central Jurisdictions	-0.8	9.7	11.0	9.9	18.1	12.2	-1.0
Montgomery County	0.0	0.0	0.0	0.0	0.0	0.0	0.0
City of Rockville	0.0	0.0	0.0	0.0	0.0	0.0	0.0
City of Gaithersburg	0.0	0.0	0.0	0.0	0.0	0.0	0.0
Prince George's County	0.0	0.0	0.0	0.0	0.0	0.0	0.0
Fairfax County	0.0	-0.8	3.2	5.9	7.3	7.1	0.7
City of Fairfax	0.0	0.0	0.0	0.0	0.0	0.0	0.0
City of Falls Church	1.5	-0.6	-1.8	-0.9	-0.3	0.4	1.0
Inner Suburbs	1.5	-1.4	1.4	5.0	7.1	7.5	1.7
Loudoun County	0.0	-4.5	-14.4	-18.9	-22.2	-25.3	-30.2
Prince William County	0.0	0.0	0.0	0.0	0.0	0.0	0.0
City of Manassas	0.0	-0.4	-0.3	0.5	0.4	0.3	0.2
City of Manassas Park	0.0	0.0	0.0	0.0	0.0	0.0	0.0
Charles County	0.0	0.0	0.0	0.0	0.0	0.0	0.0
Frederick County	0.0	0.0	0.0	0.0	0.0	0.0	0.0
City of Frederick	0.0	0.0	0.0	0.0	0.0	0.0	0.0
Outer Suburbs	0.0	-4.9	-14.8	-18.4	-21.8	-25.0	-30.0
COG REGION	0.7	3.4	-2.3	-3.6	3.3	-5.4	-29.4

26-Jan-21

**Summary of Change between Population Forecasts
Draft Round 9.2 and Final Round 9.1 Cooperative Forecasts
(Thousands)**

JURISDICTION	2015	2020	2025	2030	2035	2040	2045
District of Columbia	0.0	0.0	0.0	0.0	0.0	0.0	0.0
Arlington County	-1.8	-7.1	-0.2	-0.2	-0.7	-0.3	-1.6
City of Alexandria	0.2	5.1	13.2	19.4	37.9	38.7	44.6
Central Jurisdictions	-1.6	-2.0	13.0	19.3	37.2	38.4	43.0
Montgomery County	0.0	0.0	0.0	0.0	0.0	0.0	0.0
City of Rockville	0.0	0.0	0.0	0.0	0.0	0.0	0.0
City of Gaithersburg	0.0	0.0	0.0	0.0	0.0	0.0	0.0
Prince George's County	0.0	0.0	0.0	0.0	0.0	0.0	0.0
Fairfax County	0.0	10.6	-3.0	-15.5	-13.3	-9.9	-10.9
City of Fairfax	0.0	0.0	0.0	0.0	0.0	0.0	0.0
City of Falls Church	0.5	1.4	2.9	4.4	5.3	6.1	6.9
Inner Suburbs	0.5	12.0	-0.2	-11.1	-7.9	-3.7	-4.1
Loudoun County	0.0	-0.9	7.3	28.2	32.2	36.9	40.8
Prince William County	0.0	0.0	0.0	0.0	0.0	0.0	0.0
City of Manassas	-1.0	-1.2	-0.3	-0.8	-0.9	-1.3	-1.8
City of Manassas Park	0.0	0.0	0.0	0.0	0.0	0.0	0.0
Charles County	0.0	0.0	0.0	0.0	0.0	0.0	0.0
Frederick County	0.0	-3.8	-4.4	0.9	0.9	2.4	2.5
City of Frederick	0.0	-5.7	-9.5	-7.5	-4.3	-1.1	3.1
Outer Suburbs	-1.0	-5.9	2.6	28.3	32.2	38.0	41.6
COG REGION	-2.1	4.1	15.4	36.5	61.4	72.6	80.5

26-Jan-21

Summary of Change between Household Forecasts
Draft Round 9.2 and Final Round 9.1 Cooperative Forecasts
(Thousands)

JURISDICTION	2015	2020	2025	2030	2035	2040	2045
District of Columbia	0.0	0.0	0.0	0.0	0.0	0.0	0.0
Arlington County	-0.5	-2.8	0.0	0.0	-0.1	0.2	-0.4
City of Alexandria	0.0	-2.4	-0.2	1.6	11.0	11.0	7.4
Central Jurisdictions	-0.5	-5.2	-0.2	1.6	10.9	11.1	7.0
Montgomery County	0.0	0.0	0.0	0.0	0.0	0.0	0.0
City of Rockville	0.0	0.0	0.0	0.0	0.0	0.0	0.0
City of Gaithersburg	0.0	0.0	0.0	0.0	0.0	0.0	0.0
Prince George's County	0.0	0.0	0.0	0.0	0.0	0.0	0.0
Fairfax County	0.0	3.5	-3.2	-8.5	-7.5	-6.0	-6.4
City of Fairfax	0.0	0.0	0.0	0.0	0.0	0.0	0.0
City of Falls Church	0.3	0.8	1.8	2.7	3.3	3.8	4.2
Inner Suburbs	0.3	4.3	-1.5	-5.9	-4.2	-2.2	-2.2
Loudoun County	0.0	-0.3	1.6	7.5	8.3	10.1	11.8
Prince William County	0.0	0.0	0.0	0.0	0.0	0.0	0.0
City of Manassas	-0.9	-1.1	-1.1	-1.1	-1.0	-1.0	-1.0
City of Manassas Park	0.0	0.0	0.0	0.0	0.0	0.0	0.0
Charles County	0.0	0.0	0.0	0.0	0.0	0.0	0.0
Frederick County	0.5	-0.6	-1.6	0.3	1.2	1.5	0.9
City of Frederick	0.0	-2.2	-5.1	-3.2	-1.7	-0.5	1.3
Outer Suburbs	-0.4	-2.0	-1.2	6.7	8.5	10.6	11.7
COG REGION	-0.7	-2.9	-2.9	2.4	15.1	19.5	16.5

26-Jan-21

Summary of Percent Change between Employment Forecasts Draft Round 9.2 and Final Round 9.1 Cooperative Forecasts

JURISDICTION	2015	2020	2025	2030	2035	2040	2045
District of Columbia	0.0%	0.0%	0.0%	0.0%	0.0%	0.0%	0.0%
Arlington County	-0.2%	5.4%	6.9%	7.6%	11.2%	9.2%	7.5%
City of Alexandria	-0.3%	-2.6%	-4.8%	-8.4%	-10.8%	-11.2%	-17.1%
Central Jurisdictions	-0.1%	0.8%	0.9%	0.8%	1.3%	0.9%	-0.1%
Montgomery County	0.0%	0.0%	0.0%	0.0%	0.0%	0.0%	0.0%
City of Rockville	0.0%	0.0%	0.0%	0.0%	0.0%	0.0%	0.0%
City of Gaithersburg	0.0%	0.0%	0.0%	0.0%	0.0%	0.0%	0.0%
Prince George's County	0.0%	0.0%	0.0%	0.0%	0.0%	0.0%	0.0%
Fairfax County	0.0%	-0.1%	0.4%	0.7%	0.9%	0.8%	0.1%
City of Fairfax	0.0%	0.0%	0.0%	0.0%	0.0%	0.0%	0.0%
City of Falls Church	11.1%	-4.5%	-12.1%	-5.7%	-1.4%	2.0%	4.9%
Inner Suburbs	0.1%	-0.1%	0.1%	0.3%	0.4%	0.4%	0.1%
Loudoun County	0.0%	-2.3%	-7.0%	-8.4%	-9.3%	-10.0%	-11.6%
Prince William County	0.0%	0.0%	0.0%	0.0%	0.0%	0.0%	0.0%
City of Manassas	0.0%	-1.5%	-1.2%	1.8%	1.4%	1.0%	0.6%
City of Manassas Park	0.0%	0.0%	0.0%	0.0%	0.0%	0.0%	0.0%
Charles County	0.0%	0.0%	0.0%	0.0%	0.0%	0.0%	0.0%
Frederick County	0.0%	0.0%	0.0%	0.0%	0.0%	0.0%	0.0%
City of Frederick	0.0%	-0.1%	0.0%	0.0%	0.0%	0.0%	0.0%
Outer Suburbs	0.0%	-0.9%	-2.5%	-2.9%	-3.2%	-3.4%	-3.9%
COG REGION	0.0%	0.1%	-0.1%	-0.1%	0.1%	-0.1%	-0.7%

26-Jan-21

Summary of Percent Change between Population Forecasts Draft Round 9.2 and Final Round 9.1 Cooperative Forecasts

JURISDICTION	2015	2020	2025	2030	2035	2040	2045
District of Columbia	0.0%	0.0%	0.0%	0.0%	0.0%	0.0%	0.0%
Arlington County	-0.8%	-3.1%	-0.1%	-0.1%	-0.3%	-0.1%	-0.5%
City of Alexandria	0.1%	3.1%	7.3%	10.1%	17.4%	16.9%	17.6%
Central Jurisdictions	-0.2%	-0.2%	1.1%	1.5%	2.7%	2.6%	2.8%
Montgomery County	0.0%	0.0%	0.0%	0.0%	0.0%	0.0%	0.0%
City of Rockville	0.0%	0.0%	0.0%	0.0%	0.0%	0.0%	0.0%
City of Gaithersburg	0.0%	0.0%	0.0%	0.0%	0.0%	0.0%	0.0%
Prince George's County	0.0%	0.0%	0.0%	0.0%	0.0%	0.0%	0.0%
Fairfax County	0.0%	0.9%	-0.3%	-1.2%	-1.0%	-0.7%	-0.8%
City of Fairfax	0.0%	0.0%	0.0%	0.0%	0.0%	0.0%	0.0%
City of Falls Church	3.9%	8.9%	15.6%	21.1%	23.9%	26.2%	28.1%
Inner Suburbs	0.0%	0.4%	0.0%	-0.3%	-0.2%	-0.1%	-0.1%
Loudoun County	0.0%	-0.2%	1.6%	5.6%	6.1%	6.8%	7.5%
Prince William County	0.0%	0.0%	0.0%	0.0%	0.0%	0.0%	0.0%
City of Manassas	-2.5%	-2.8%	-0.6%	-1.7%	-1.8%	-2.7%	-3.6%
City of Manassas Park	0.0%	0.0%	0.0%	0.0%	0.0%	0.0%	0.0%
Charles County	0.0%	0.0%	0.0%	0.0%	0.0%	0.0%	0.0%
Frederick County	0.0%	-1.5%	-1.6%	0.3%	0.3%	0.7%	0.7%
City of Frederick	0.0%	-7.8%	-12.3%	-9.1%	-4.9%	-1.2%	3.2%
Outer Suburbs	-0.1%	-0.4%	0.2%	1.8%	1.9%	2.2%	2.3%
COG REGION	0.0%	0.1%	0.3%	0.6%	0.9%	1.1%	1.1%

26-Jan-21

Summary of Percent Change between Household Forecasts Draft Round 9.2 and Final Round 9.1 Cooperative Forecast

JURISDICTION	2015	2020	2025	2030	2035	2040	2045
District of Columbia	0.0%	0.0%	0.0%	0.0%	0.0%	0.0%	0.0%
Arlington County	-0.5%	-2.6%	0.0%	0.0%	-0.1%	0.1%	-0.3%
City of Alexandria	0.0%	-3.2%	-0.3%	1.9%	11.1%	10.6%	6.5%
Central Jurisdictions	-0.1%	-1.0%	0.0%	0.3%	1.8%	1.8%	1.0%
Montgomery County	0.0%	0.0%	0.0%	0.0%	0.0%	0.0%	0.0%
City of Rockville	0.0%	0.0%	0.0%	0.0%	0.0%	0.0%	0.0%
City of Gaithersburg	0.0%	0.0%	0.0%	0.0%	0.0%	0.0%	0.0%
Prince George's County	0.0%	0.0%	0.0%	0.0%	0.0%	0.0%	0.0%
Fairfax County	0.0%	0.8%	-0.7%	-1.9%	-1.6%	-1.2%	-1.2%
City of Fairfax	0.0%	0.0%	0.0%	0.0%	0.0%	0.0%	0.0%
City of Falls Church	5.0%	11.6%	20.4%	26.6%	29.9%	32.3%	34.0%
Inner Suburbs	0.0%	0.4%	-0.1%	-0.5%	-0.3%	-0.2%	-0.2%
Loudoun County	0.0%	-0.2%	1.0%	4.5%	4.8%	5.7%	6.6%
Prince William County	0.0%	0.0%	0.0%	0.0%	0.0%	0.0%	0.0%
City of Manassas	-7.0%	-8.8%	-8.1%	-8.0%	-7.1%	-6.9%	-6.7%
City of Manassas Park	0.0%	0.0%	0.0%	0.0%	0.0%	0.0%	0.0%
Charles County	0.0%	0.0%	0.0%	0.0%	0.0%	0.0%	0.0%
Frederick County	0.5%	-0.6%	-1.5%	0.3%	1.0%	1.2%	0.7%
City of Frederick	0.0%	-7.8%	-17.4%	-10.0%	-5.0%	-1.3%	3.3%
Outer Suburbs	-0.1%	-0.4%	-0.2%	1.2%	1.5%	1.8%	1.9%
COG REGION	0.0%	-0.1%	-0.1%	0.1%	0.6%	0.8%	0.6%

26-Jan-21

AGENDA ITEM #7

FY2021 SECOND QUARTER FINANCIAL REPORT



MEMORANDUM

TO: COG Board of Directors
FROM: Chuck Bean, COG Executive Director
Julie Mussog, Chief Financial Officer
SUBJECT: Fiscal Year 2021 Second Quarter Financial Report
DATE: February 3, 2021

We are providing the following interim financial reports to the Board of Directors for the six months ended December 31, 2020:

- Statement of Revenue, Expense, and Change in Net Position for the period July 1, 2020 – December 31, 2020
- Comparative Statement of Net Position as of December 31, 2019 and December 31, 2020

SUMMARY AND HIGHLIGHTS

As of the first six months of the fiscal year, the net surplus from operations is \$1.3 million. This surplus is primarily a timing issue where we have collected funds in advance of expenses being recognized. The two programs driving the increase in project fund balance are the Regional Housing Impact Analysis (\$0.5 million) and Street Smart (\$0.1 million). The increase in the undesignated fund balance is driven by the actual indirect reimbursement being higher than target which is a timing issue and various Department of Environmental Programs projects that have received undesignated funds in advance of spend.

Operating revenue and expenses are tracking lower to both the FY2021 budget and mid-year totals for the prior year. Lower federal and state revenue to the budget is driven by lower spend in Transportation Planning Board Work Program and Commuter Connections. These are cost reimbursement projects, so the year to date expenses are also lower than budget. Commuter Connections spend on advertising is significantly lower year over year and depending on COVID-19 restrictions may not rise to budgeted spend level.

Subrecipient pass-through funds are at 20% of the amount budgeted. Pass-through funds for a repower project budgeted in FY2021 have not been received yet, but the project was approved by the funding agency in late December and we expect that most of this revenue will push to FY2022.

The Statement of Net Position as of December 31, 2021 shows an overall increase in net assets of \$1.2 million. The increase reflects impact of the Q2 operating surplus.

Board-designated reserves, which include the operating and capital expenditures reserves remain 100% funded at \$10.5 million (\$5.3 operating reserve and \$5.3 capital reserve).

Metropolitan Washington Council of Governments
FY 2021 Statement of Revenue, Expense, and Change in Net Position
For the six months ended December 31, 2020
With Comparisons to Approved Budget and Prior Year Results

Prepared on an accrual basis

	Fiscal YTD As of 12/31/2020	Budget FY2021	% of Budget	Prior FY As of 12/31/2019
Operations Revenue				
Federal and state revenue	9,244,400	23,455,900		11,423,000
Member dues	2,278,000	4,556,000		2,193,000
Regional funds	1,422,700	2,905,200		1,145,600
Building & investment revenue	177,000	565,900		296,300
Other revenue*	1,418,400	3,691,700		704,400
Total Operations Revenue	14,540,500	35,174,700	41%	15,762,300
Operations Expense				
Salaries - Direct program	5,321,500	11,431,800		5,289,000
Other employee benefits	1,324,300	2,807,200		1,306,600
Consultants	2,030,900	8,394,700		3,464,600
Other direct program expense	562,900	3,880,100		2,197,100
Support services, rent and other allocated expense	4,029,200	8,486,100		3,812,500
Total Operations Expense	13,268,800	34,999,900	38%	16,069,800
Net Surplus (Deficit) - Operations	1,271,700	174,800		(307,500)
Increase (Decrease) in Designated Program Fund Balance	607,700	174,800		(1,065,200)
Change in Undesignated Fund Balance	664,000	-		757,700

*Other Revenue includes sponsorships, donations, fees for services, and other miscellaneous revenue.

Revenue - All Sources	FY2021 YTD	FY2021 Budget	
Operations	14,540,500	35,174,700	41%
Special Revenue Funds	60,700	119,300	51%
Subrecipient Pass-Through	1,171,700	5,903,100	20%
Contributed Services			
Total Revenue - All Sources	15,772,900	41,197,100	

Metropolitan Washington Council of Governments
 Comparative Statement of Net Position
 As of December 31, 2019 and December 31, 2020

	FY2021 as of 12/31/2020	FY2020 as of 12/31/2019	Increase (Decrease)
Assets			
Cash & Investments	12,000,300	9,527,800	
Accounts receivable	8,164,600	9,054,600	
Prepaid expenses and other assets	68,100	344,100	
Capital assets, net of depreciation	2,109,800	2,171,000	
Total Assets	22,342,800	21,097,500	1,245,300
Liabilities			
Accounts payable	707,400	1,325,100	
Accrued payroll, leave & other liabilities	2,226,100	1,679,000	
Deferred revenue	3,390,000	2,992,600	
Other Non-current Liabilities	-	-	
Total Liabilities	6,323,500	5,996,700	326,800
NET POSITION*			
Net investment in capital assets	2,109,800	2,171,000	
Board designated reserves	10,541,200	10,555,400	
Restricted project funds	2,439,700	1,616,800	
Undesignated	928,600	757,600	
Total Net Position	16,019,300	15,100,800	918,500
Total Liabilities and Net Assets	22,342,800	21,097,500	1,245,300

*Excludes Net Pension Asset of \$2,040,300 which is available only for pension plan benefits.

AGENDA ITEM #8

PUBLIC SAFETY MUTUAL AID REGIONAL COLLABORATION

AGENDA ITEM #9

ECONOMIC DEVELOPMENT: OPPORTUNITIES FOR COLLABORATION

Press release: Announcement of Northern Virginia Economic Development Alliance (NOVA EDA)

Ten Virginia Localities Join Together to Form Brand-New Northern Virginia Economic Development Alliance

The agreement heralds unprecedented cooperation across jurisdictional borders in Northern Virginia.

Northern Virginia: Today, ten jurisdictions from Northern Virginia have come together to announce the formation of the Northern Virginia Economic Development Alliance (NOVA EDA). The Alliance is comprised of the Alexandria Economic Development Partnership, Arlington County, City of Fairfax, Fairfax County Economic Development Authority, City of Falls Church, Fauquier County, Loudoun County, City of Manassas, City of Manassas Park, and Prince William County Department of Economic Development.

In recent years, localities in Northern Virginia have occasionally banded together on projects or marketing missions when an opportunity arose. These efforts were sporadic and unstructured, but demonstrated the impact of collaboration to the participants. In 2017, when Amazon released its Request for Proposals for their HQ2, the company strongly encouraged a regional response—a move that inspired four Northern Virginia jurisdictions to come together to bid on the project jointly.

Through the proposal process, the four jurisdictions, together with the Virginia Economic Development Partnership (VEDP), created the first Northern Virginia regional brand—**innovation lives here**—which included collateral, a website, and a wealth of information that highlighted the strength of the region as a whole. Amazon’s desire to evaluate regional assets mimics trends seen across various industries—companies do not see jurisdictional borders and are looking for regional workforce, transportation, housing and livability assets. Highlighting these things from a regional perspective makes Northern Virginia one of the most competitive places in the country for business attraction and growth. Ultimately, the regional pitch to Amazon resulted in Northern Virginia winning the biggest economic development project in modern history. Additionally, it bolstered the case for creation of a Northern Virginia regional economic development effort, proving that Northern Virginia localities are stronger together. Building a robust, recognizable regional brand for Northern Virginia will propel our communities to the top of site selection lists that will generate new leads, resulting in more business investment.

The local economic development leadership have also been encouraged to collaborate by local and statewide leaders. Over recent years, Northern Virginia elected and appointed leaders have been working across borders and aisles to tackle affordable and workforce housing, transportation, education, and other challenges facing our region, collaboratively. At the state level, Stephen Moret, who took the helm as President & CEO of the Virginia Economic Development Partnership in 2017, has supported the telling of regional stories, providing additional resources to regional groups throughout the Commonwealth.

Moret said, “Recognizing that collaboration is a hallmark of successful economic development, I am delighted that localities in Northern Virginia are taking this important step to further regional collaboration in an area of the Commonwealth poised for significant growth. VEDP already works closely with 16 other regional economic development organizations in Virginia, and we are excited to now be

able to work with the NOVA EDA to help accelerate employment growth and business investment in Northern Virginia.”

Today, these ten jurisdictions are acknowledging the importance of coalescing formally together on regional business recruitment efforts. Regional economic development organizations are common across the United States—in fact, the NOVA EDA joins sixteen other regional groups from across the Commonwealth of Virginia. This gives the Northern Virginia localities access to the same opportunities and benefits as their peers, keeping the region competitive and relevant both nationally and internationally.

Moving forward, the NOVA EDA will be working closely with VEDP to take advantage of access to more economic development tools, while working together to create a strong brand and story that showcases all of the talent and benefits of doing business in Northern Virginia. Stay tuned for more exciting news from this powerhouse team.

For more information about the Northern Virginia Economic Development Alliance, please visit novaEDA.org.

For general press questions or inquiries, please contact Adrienne Griffith, NOVA EDA Communications Lead, at griffith@alexecon.org or 703.652.5349. For jurisdiction-specific inquiries, please contact:

Jurisdiction	Principal	Communications/Marketing Lead
Alexandria Economic Development Partnership	Stephanie Landrum	Adrienne Griffith (griffith@alexecon.org)
City of Fairfax	Christopher Bruno	Mike McCarthy (Mike.McCarthy@fairfaxva.gov)
City of Falls Church	Becky Witsman	Susan Finarelli (SFinarelli@fallschurchva.gov)
City of Manassas	Patrick Small	Patrick Small (psmall@manassasva.gov)
City of Manassas Park	Chris Himes	Chris Himes (c.himes@manassasparkva.gov)
Arlington County	Alex Iams	Kelly Rindfusz (krindfusz@arlingtonva.us)
Fairfax County Economic Development Authority	Victor Hoskins	Jessica Reape (jessica.reape@finnpartners.com)
Fauquier County	Miles Friedman	Laura Torpy (laura.torpy@fauquiercounty.gov)
Loudoun County	Buddy Rizer	Brian Tinsman (brian.tinsman@loudoun.gov)
Prince William County	Christina Winn	Ginny Person (gperson@pwcgov.org)

MARYLAND NATIONAL CAPITAL REGIONAL ECONOMIC DEVELOPMENT ALLIANCE

COG Board of Directors
February 12, 2021

MARYLAND NATIONAL CAPITAL REGIONAL ECONOMIC DEVELOPMENT ALLIANCE

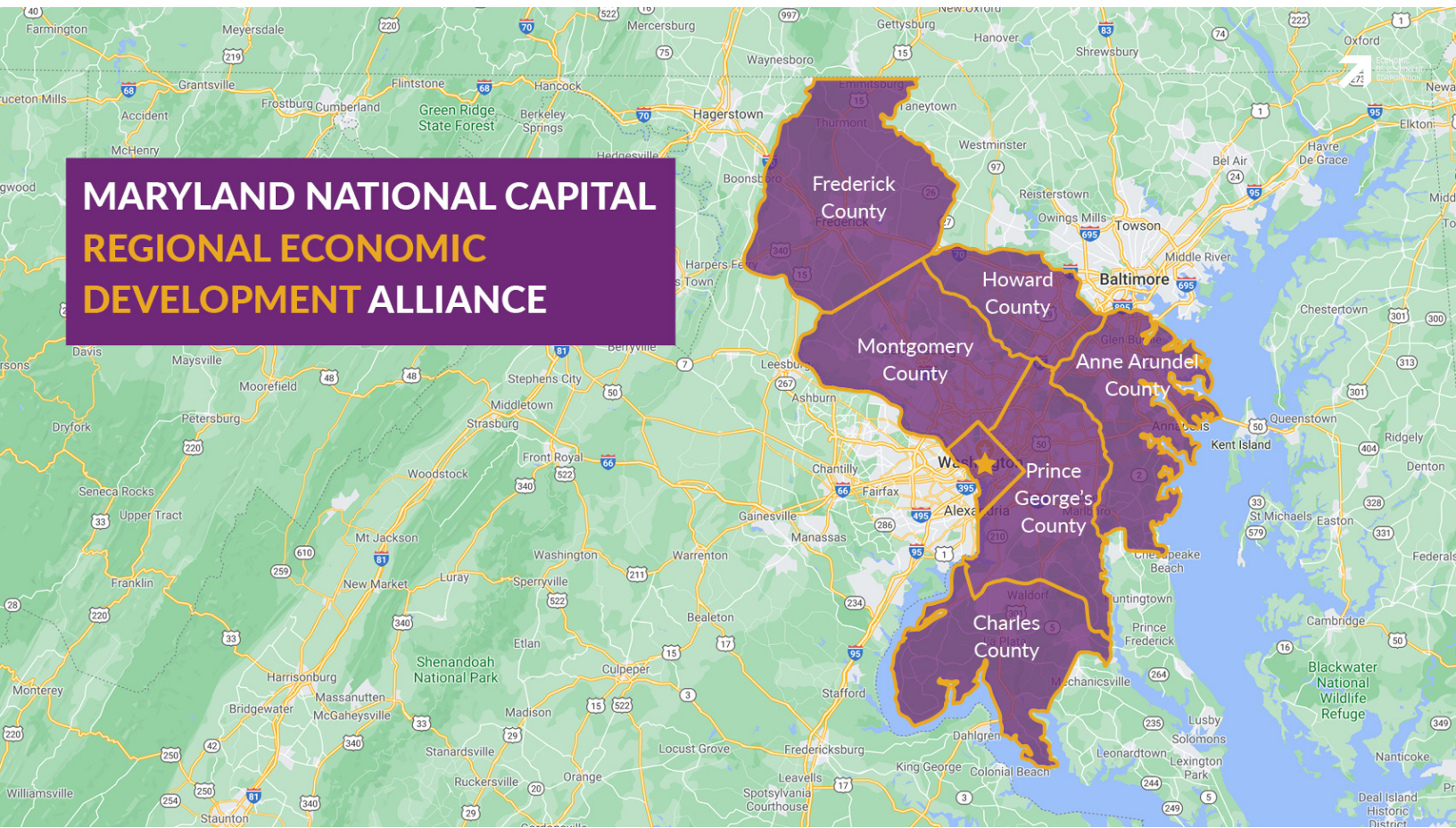


2



INITIATED OCTOBER 2019 | FORMALIZED APRIL 2020

MARYLAND NATIONAL CAPITAL REGIONAL ECONOMIC DEVELOPMENT ALLIANCE



PARTICIPATING ECONOMIC DEVELOPMENT ORGANIZATIONS

4
ECONOMIC
DEVELOPMENT
CORPORATION



FREDERICK COUNTY
MARYLAND
Office of Economic Development



MONTGOMERY COUNTY
ECONOMIC DEVELOPMENT
CORPORATION MARYLAND



HOWARD COUNTY
ECONOMIC
DEVELOPMENT
AUTHORITY
Grow. Here's how.



- Anne Arundel County Economic Development Corporation – Benjamin Birge
- Charles County Economic Development Department – Darrell Brown
- Frederick County Office of Economic Development – Helen Propheter
- Howard County Economic Development Authority - Lawrence F. Twele
- Montgomery County Economic Development Corporation – Benjamin Wu
- Prince George's County Economic Development Corporation – David S. Iannucci

PRINCE GEORGE'S COUNTY COVID RESPONSE

1

Business Recovery Initiative

A \$20 million program that provided grants to 596 small County based businesses whose operations had been interrupted due to COVID -19. Grant assistance provided up to \$100,000 for businesses.

2

Hotel Resiliency Relief Fund

A \$11 million to assist accommodation properties that have been adversely affected by the COVID-19 pandemic. The Fund will provide grants up to \$190,340 to Prince George's County-based hotels to promote long-term sustainability and resiliency for business operations, supporting COVID-19 safety measures, and maintaining business operations at a reduced capacity.

3

Restaurant Resiliency Initiative

A \$6 million to assist restaurants and food service establishments that have been adversely affected by the COVID-19 crisis. The Restaurant Resiliency Program will provide grants up to \$25,000 to Prince George's County-based restaurants and food establishments to promote long-term sustainability and resiliency of businesses operations, support COVID-19 safety measures, and support businesses operating at reduced capacity.

4

Child Care Recovery Fund

A \$2 million grant that provides funding to child care centers that had to close their doors due to the COVID-19 pandemic, lack of revenue and newly established state and local health and safety guidelines. \$1.4 million is targeted to licensed child care centers. \$600,000 is targeted to registered family child care homes to help these centers to reopen.

MNCREDA COVID BUSINESS RELIEF

General Business Assistance | Childcare | Restaurants | Retail | Telework Assistance | Manufacturing/Production | Arts | Tourism | Other

Recipients of Financial Assistance: 12,398

Total Funds Granted: \$162,100,000

Note: Does not include financial assistance provided directly to businesses by the State of Maryland or the Federal government.

MNCREDA COLLABORATION

1

Multi-County Covid Business Recovery Regional Survey

4

Economic Development Prospect Exchanges

2

Shared Best Practices and Challenges on Operational Programming

5

Data Center Initiative Implementation

3

Information Exchange on Federal, State, and Local Covid Financial Assistance Programs

6

Joint Informational Presentations by Outside Speakers

BUSINESS ATTRACTION MISSIONS

Future Post-Covid Collaboration Opportunities

JOINT MARKETING

POLICY ADVICE ON COMPETITIVENESS ISSUES

TBD

QUESTIONS & ANSWERS

Thank You

Contact Us

David Iannucci, CEO
Dsiannucci@co.pg.md.us

www.pgcedc.com
301.583.4650

 [Facebook.com/Pgcedc](https://www.facebook.com/Pgcedc)

 [@ExpandPGC](https://twitter.com/ExpandPGC)

 [Prince George's County EDC](https://www.linkedin.com/company/prince-georges-county-edc)

 [@Pgcedc](https://www.instagram.com/Pgcedc)



**METROPOLITAN WASHINGTON COUNCIL OF GOVERNMENTS
777 NORTH CAPITOL STREET, NE
WASHINGTON, DC 20002**

**RESOLUTION SUPPORTING THE COLLABORATION OF ECONOMIC DEVELOPMENT INITIATIVES IN THE
METROPOLITAN WASHINGTON REGION**

WHEREAS, the Metropolitan Washington Council of Governments (COG) is comprised of the 24 jurisdictions of the National Capital Region's local governments and their governing officials, plus area members of the Maryland and Virginia legislatures and the U.S. Senate and House of Representatives, and COG provides a focus for action on issues of regional concern; and

WHEREAS, metropolitan Washington is a dynamic region with historically one of the strongest economies in the nation, attracting talent and investment from around the globe; and

WHEREAS, with decreasing federal spending and increasing competition both nationally and internationally, the region needs to work together to strengthen the region's economy; and

WHEREAS, as the region diversifies economic growth outside of the federal government, COG's members have made enhancing the region's economic competitiveness a priority; and

WHEREAS, the COG Board of Directors applauds the efforts of the local governments in northern Virginia and suburban Maryland to work together to attract businesses and talent to the region to continue to spur economic growth; and

WHEREAS, the recession caused by the COVID-19 pandemic has adversely affected the region's economy and workforce; and

WHEREAS, while the country continues to battle the health and economic impacts of the pandemic, continued collaboration between localities in Virginia, Maryland and the District of Columbia to attract and spur economic development in the COG region is essential.

NOW, THEREFORE, BE IT RESOLVED BY THE BOARD OF DIRECTORS OF THE METROPOLITAN WASHINGTON COUNCIL OF GOVERNMENTS THAT:

The board applauds the efforts of the local governments in northern Virginia and suburban Maryland to work together to attract business and talent to strengthen the region's economy and encourages continued collaboration between Virginia, Maryland and the District of Columbia to further increase the economic competitiveness of the region.

AGENDA ITEM #10

COVID-19: VACCINE DISTRIBUTION

AGENDA ITEM #11

OTHER BUSINESS

AGENDA ITEM #12

ADJOURN