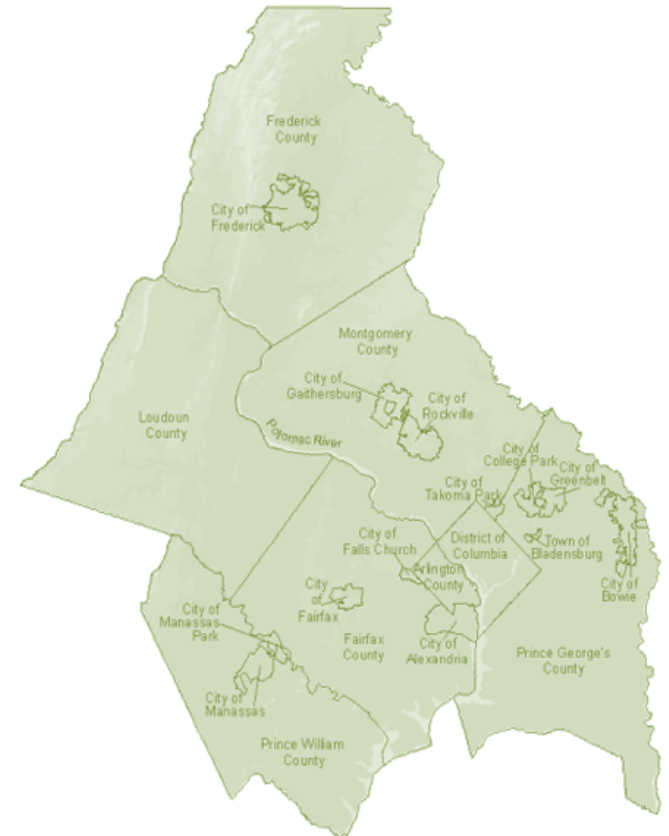


# National Capital Region

# Foster Care Annual Report



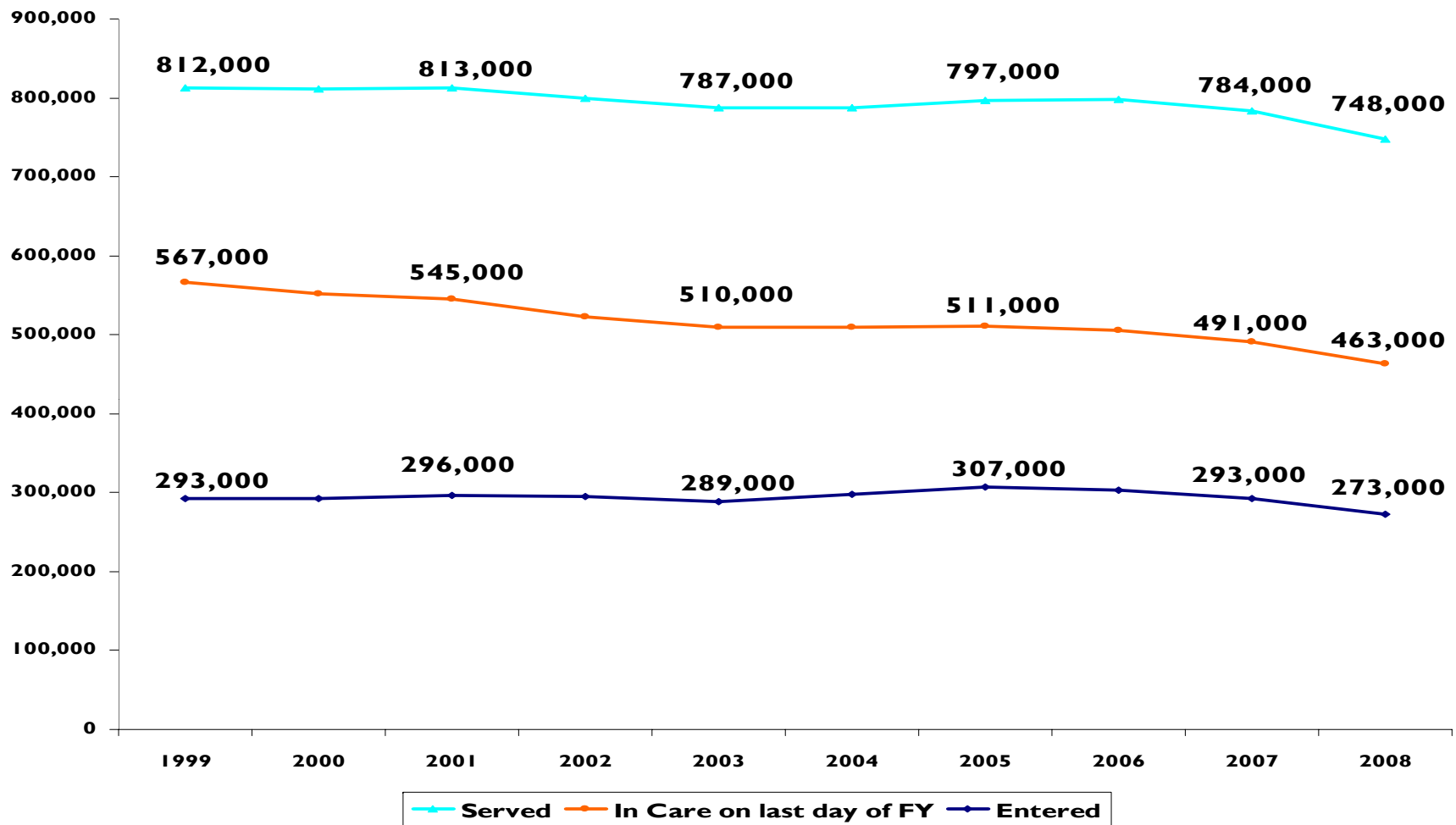
# Foster Care Annual Report

| <b>Children in foster care<br/>(As of December 31)</b> | <b>2009</b>  | <b>2008</b>  | <b>Change</b> |
|--|--------------|--------------|---------------|
| District of Columbia                                   | 2103         | 2264         | -7.1%         |
| Frederick County                                       | 175          | 140          | 25.0%         |
| Montgomery County                                      | 546          | 575          | -5.0%         |
| Prince George's County                                 | 599          | 608          | -1.5%         |
| City of Alexandria                                     | 167          | 181          | -7.7%         |
| Arlington County                                       | 133          | 147          | -9.5%         |
| Fairfax County   | 370          | 394          | -6.1%         |
| Loudoun County   | 97           | 87           | 11.5%         |
| Prince William County                                  | 91           | 99           | -8.1%         |
| <b>Total</b>   | <b>4,281</b> | <b>4,495</b> | <b>-4.8%</b>  |

*Children In Foster Care*



# Foster Care Annual Report



\*Chart prepared by Congressional Research Service (CRS).\*

## Children In Foster Care, Nationally



# Foster Care Annual Report

| <b>Placement Settings</b> | <b>Family Foster Homes</b> |              |               | <b>Congregate Care</b> |              |               |
|---------------------------|----------------------------|--------------|---------------|------------------------|--------------|---------------|
|                           | <b>2009</b>                | <b>2008</b>  | <b>Change</b> | <b>2009</b>            | <b>2008</b>  | <b>Change</b> |
| District of Columbia      | 1,507                      | 1,586        | -5.0%         | 409                    | 448          | -8.7%         |
| Frederick County          | 84                         | 82           | 2.4%          | 50                     | 46           | 8.7%          |
| Montgomery County         | 347                        | 363          | -4.4%         | 145                    | 145          | 0.0%          |
| Prince George's County    | 353                        | 352          | 0.3%          | 169                    | 181          | -6.6%         |
| City of Alexandria        | 117                        | 134          | -12.7%        | 32                     | 38           | -15.8%        |
| Arlington County          | 93                         | 96           | -3.1%         | 26                     | 47           | -44.7%        |
| Fairfax County            | 225                        | 244          | -7.8%         | 98                     | 105          | -6.7%         |
| Loudoun County            | 65                         | 60           | 8.3%          | 19                     | 14           | 35.7%         |
| Prince William County     | 58                         | 70           | -17.1%        | 22                     | 26           | -15.4%        |
| <b>Total</b>              | <b>2,849</b>               | <b>2,987</b> | <b>-4.6%</b>  | <b>970</b>             | <b>1,050</b> | <b>-7.6%</b>  |

*Placement Settings*



# Foster Care Annual Report

| <b>Agency Foster Homes</b> | <b>2009</b>  | <b>2008</b>  | <b>Change</b> |
|----------------------------|--------------|--------------|---------------|
| District of Columbia       | 1,181        | 1,197        | -1.3%         |
| Frederick County           | 95           | 86           | 10.5%         |
| Montgomery County          | 302          | 291          | 3.8%          |
| Prince George's County     | 171          | 166          | 3.0%          |
| City of Alexandria         | 72           | 84           | -14.3%        |
| Arlington County           | 52           | 56           | -7.1%         |
| Fairfax County             | 157          | 167          | -6.0%         |
| Loudoun County             | 60           | 48           | 25.0%         |
| Prince William County      | 98           | 98           | 0.0%          |
| <b>Total</b>               | <b>2,188</b> | <b>2,193</b> | <b>-0.2%</b>  |

*Agency Foster Homes*



# Foster Care Annual Report

|                        | <i>Permanency (2009)</i> |          |       | <i>Permanency (2008)</i> |          |       |
|------------------------|--------------------------|----------|-------|--------------------------|----------|-------|
|                        | Reunification            | Adoption | Total | Reunification            | Adoption | Total |
| District of Columbia   | 346                      | 115      | 461   | 374                      | 81       | 455   |
| Frederick County       | 32                       | 5        | 37    | 50                       | 12       | 62    |
| Montgomery County      | 79                       | 51       | 130   | 81                       | 46       | 127   |
| Prince George's County | 71                       | 26       | 97    | 83                       | 22       | 105   |
| City of Alexandria     | 17                       | 8        | 25    | 25                       | 29       | 54    |
| Arlington County *     | 15                       | 9        | 24    | 21                       | 12       | 33    |
| Fairfax County         | 79                       | 40       | 119   | 113                      | 48       | 161   |
| Loudoun County         | 23                       | 10       | 33    | 23                       | 9        | 32    |
| Prince William County  | 32                       | 11       | 43    | 41                       | 4        | 45    |
| <b>Total</b>           | 693                      | 275      | 968   | 811                      | 263      | 1,074 |

## *Permanency Outcomes*



# Foster Care Annual Report

|                        | <i>Emancipation(2009)</i> | <i>Emancipation(2008)</i> |
|------------------------|---------------------------|---------------------------|
|                        | Total                     | Total                     |
| District of Columbia   | 177                       | 173                       |
| Frederick County       | 8                         | 17                        |
| Montgomery County      | 32                        | 42                        |
| Prince George's County | 67                        | 43                        |
| City of Alexandria     | 11                        | 11                        |
| Arlington County *     | 15                        | 14                        |
| Fairfax County         | 27                        | 24                        |
| Loudoun County         | 5                         | 6                         |
| Prince William County  | 8                         | 8                         |
| <b>Total</b>           | <b>350</b>                | <b>338</b>                |

*Youth Emancipation*



# Foster Care Annual Report

| <b><i>Waiting Children</i></b> | <b>2009</b> | <b>2008</b> | <b>Change</b> |
|--------------------------------|-------------|-------------|---------------|
| District of Columbia           | 458         | 487         | -6.0%         |
| Frederick County               | 11          | 21          | -47.6%        |
| Montgomery County              | 62          | 58          | 6.9%          |
| Prince George's County         | 65          | 67          | -3.0%         |
| City of Alexandria             | 36          | 27          | 33.3%         |
| Arlington County               | 31          | 22          | 41.0%         |
| Fairfax County                 | 13          | 13          | 0.0%          |
| Loudoun County                 | 14          | 0           | 140.0%        |
| Prince William County          | 3           | 18          | -83.3%        |
| <b><i>Total</i></b>            | <b>693</b>  | <b>667</b>  | <b>3.8%</b>   |

***Waiting Children***





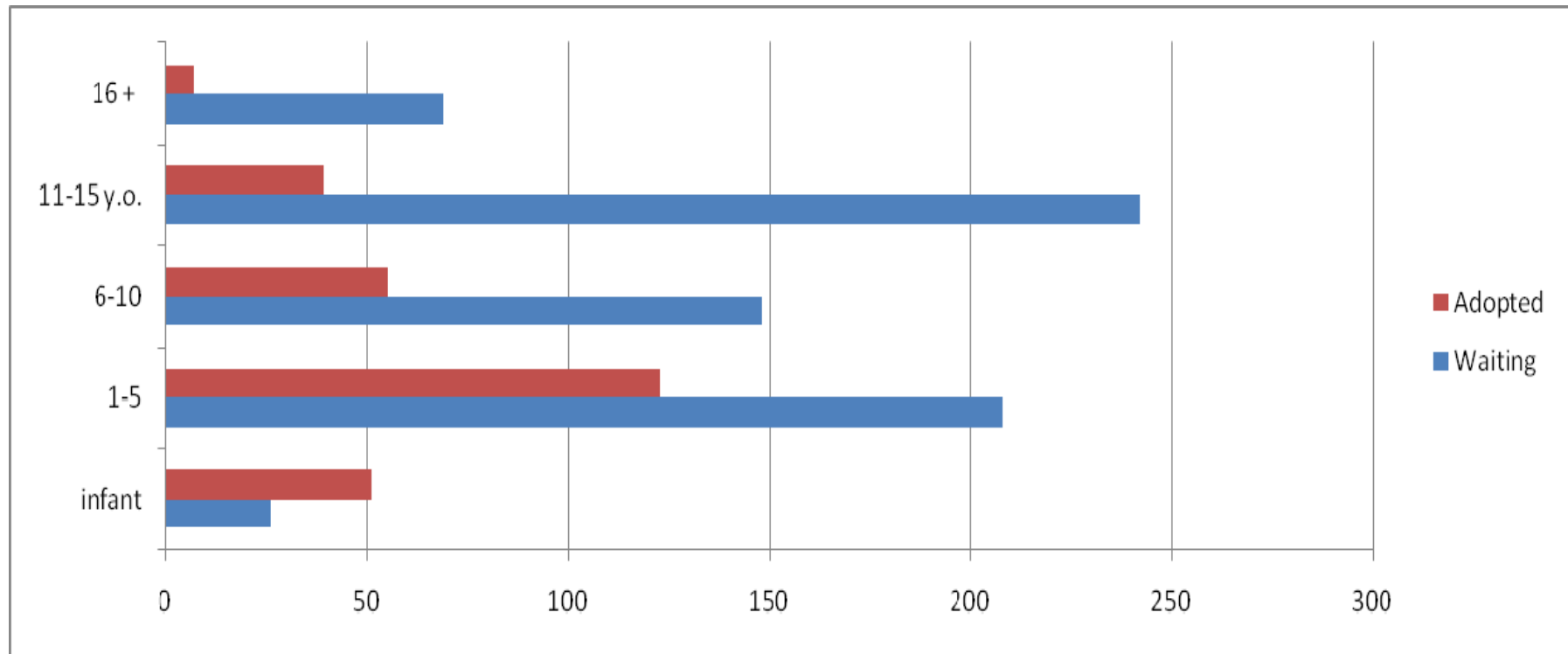
# Foster Care Annual Report

| <b><i>Adopted Children</i></b> | <b>2009</b> | <b>2008</b> | <b>Change</b> |
|--------------------------------|-------------|-------------|---------------|
| District of Columbia           | 115         | 81          | 42.0%         |
| Frederick County               | 5           | 12          | -58.3%        |
| Montgomery County              | 51          | 46          | 10.9%         |
| Prince George's County         | 26          | 22          | 18.2%         |
| City of Alexandria             | 8           | 29          | -72.4%        |
| Arlington County               | 9           | 12          | -25.0%        |
| Fairfax County                 | 40          | 48          | -16.7%        |
| Loudoun County                 | 10          | 9           | 11.0%         |
| Prince William County          | 11          | 4           | 175.0%        |
| <b><i>Total</i></b>            | <b>275</b>  | <b>263</b>  | <b>4.6%</b>   |

***Adopted Children***



# Foster Care Annual Report

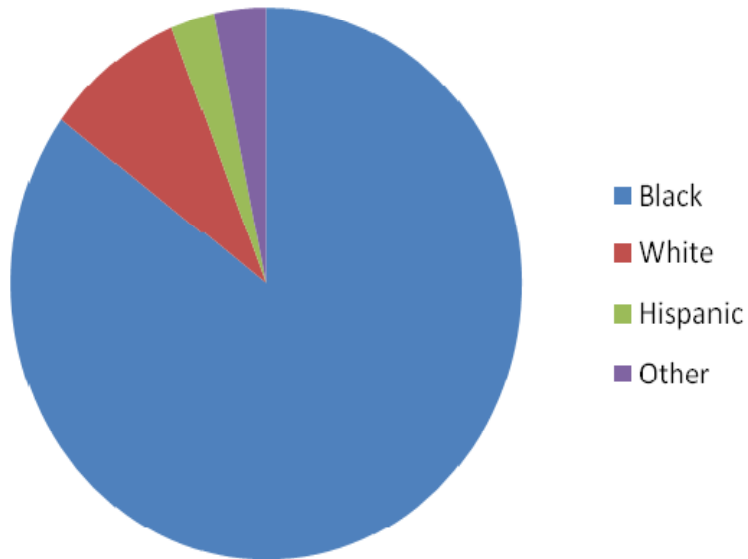


*Ages of Waiting & Adopted Children*

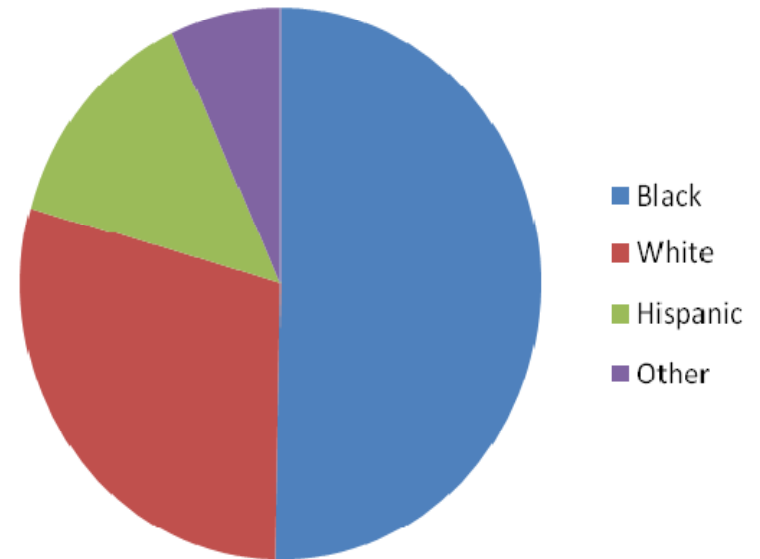


# Foster Care Annual Report

## Race of Waiting Children



## Race of Adopted Children



*Race of Waiting & Adopted Children*



# *Kids Need Families Like Yours*

[www.facebook.com/kidsneedfamilies](http://www.facebook.com/kidsneedfamilies)

or

[www.mwcog.org/childwelfare](http://www.mwcog.org/childwelfare)

*Kids Need Families Like Yours*

