



FEDERAL RULEMAKING AND WORK PROGRAM UPDATE

Eric Randall
TPB Transportation Engineer

TPB Regional Public Transportation Subcommittee
September 25, 2018



Presentation Items

- Federal PBPP Update
- TPB Transit Planning Activities
- Visualize 2045: Regional Revenues and Expenditures
- State of Public Transportation Report
- Future Meeting Agenda Topics



Federal PBPP Update

- Performance Based Planning and Programming (PBPP): Transit Asset Management (TAM)
 - FY19 TAM Targets – due to FTA by October 31, 2018 (or annually within 4 months of end of provider’s FY as part of NTD Report)
 - TPB will collate and develop regional TAM targets
 - WMATA has already submitted their FY 19 targets to TPB
 - Any format accepted
 - Requirement for exchange of TAM targets information is part of PBPP Letters of Agreement (LOAs), signed between TPB and each applicable jurisdiction or agency
 - Agency TAM Plans – due by October 1, 2018
 - Group plans by DRPT and MTA for Tier 2 systems



TPB Transit Planning Activities

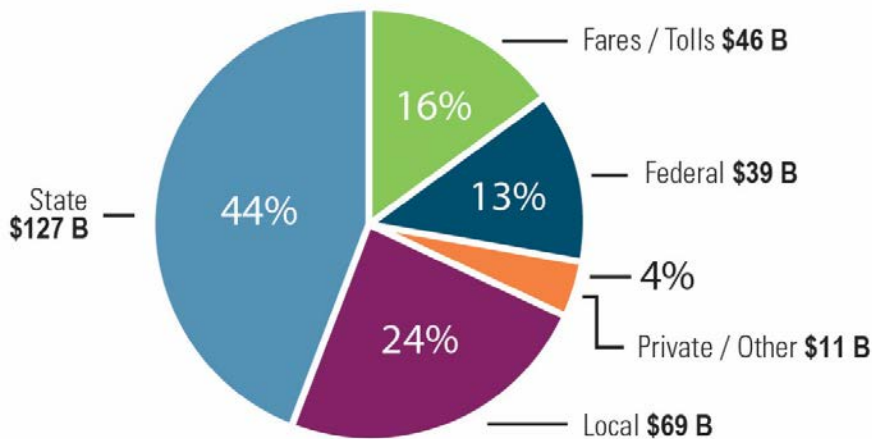
- 2045 Visualize Long Range Plan
 - Approval scheduled October 17, 2018
 - TPB Endorsed Initiatives – Work session and board discussion November 16, 2018 (Friday)
- Transit Asset Management (TAM) targets
 - Draft regional targets will be briefed to the TPB and Tech Committee in December 2018, with board approval scheduled for January 2019



Regional Revenues: Visualize 2045

Visualize 2045 Revenues

\$ Billions Year of Expenditure

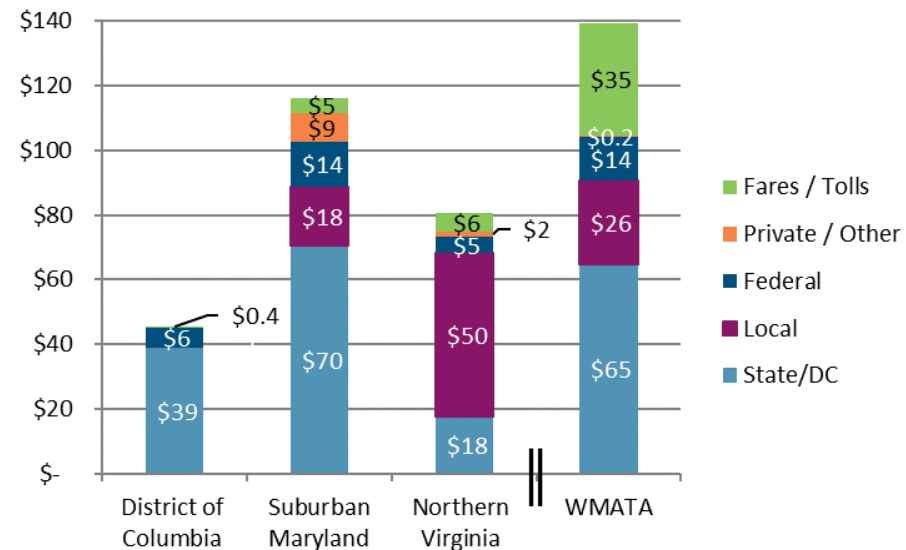


Total: \$291.1 Billion

*Units in Billions

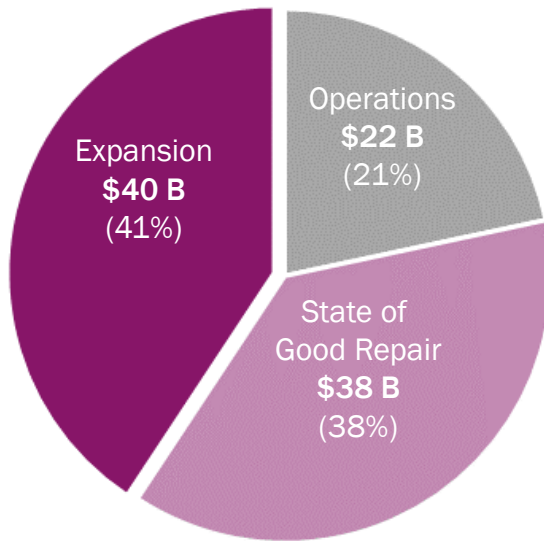
Revenue Source State/WMATA

(2019 - 2045)



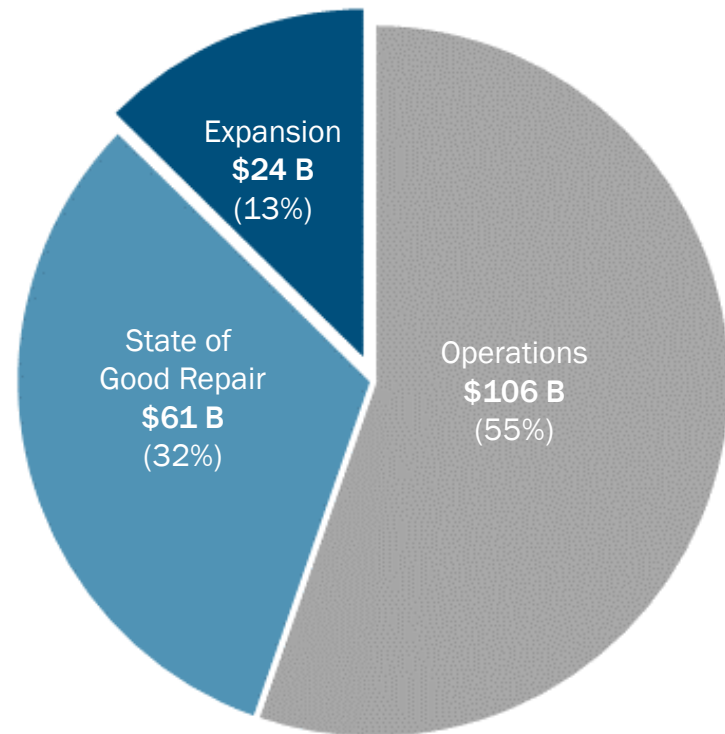
Regional Expenditures: Visualize 2045

Highways



\$99.5 Billion
(34% of total expenditures)

Transit



\$191.6 Billion
(66% of total expenditures)



Outline of State of Public Transportation Report (SoPTR) Update

1. Executive Summary (Introduction)
 - Introduction: overview of transit in the national capital region (pictures)
 - List of fixed route providers and major paratransit
 - Overview of regional statistics: fixed ridership by mode, bus breakdown
2. “One Page” Provider Highlights / Statistics
 - System highlights – Major accomplishments
 - Data: Ridership, operating expenditures, operating revenue (%)
 - Focus on fixed route – additional paragraphs for jurisdiction and paratransit
3. Past/Upcoming Accomplishments / Major Events:
 - Projects started/in-progress/completed
 - Major Studies started/in-progress/completed
4. TPB Activities in support of Public Transportation
 - Plan, TIP, RPTS
 - Discussed at RPTS: customer info, maintenance facilities, downtown staging needs (bus and rail), technology integration, etc.
 - PBPP: Transit Asset and Transit Safety Metrics and Targets



SoPTR: Next Steps

- Collect information and data through with questionnaire to members
 - 2017 NTD Data – only three items!
 - 2 to 5 highlight achievements for profile sheets – single bullets!
 - Input on Projects and Major Studies completed/in progress/started – links to websites or a couple of paragraphs.
 - ❖ Short and east to respond!
- Collect by October 26
 - Integrate into draft report
 - Draft report sent out for comment and review early November
 - Review at November 27 RPTS meeting
 - Present to December 7 TPB Technical Committee meeting



Future Meetings: Agenda Topics

RPTS relies on participant contributions: What would you like to present and discuss in upcoming meetings?

- October 23, 2018 (Next RPTS Meeting)
 - Alexandria – Transit Vision Plan?
 - Regional Transit Asset Data and Draft Targets
- November 27, 2018 (Last meeting of the year)
 - DDOT – DC Circulator Update ?



Eric Randall

TPB Transportation Engineer

(202) 962-3254

erandall@mwkog.org

MWCOG.ORG/TPB

777 North Capitol Street NE, Suite 300

Washington, DC 20002



National Capital Region
Transportation Planning Board