

GETTING STARTED: STATE OF PUBLIC TRANSPORTATION REPORT 2023

Pierre Gaunard
TPB Transportation Planner

Regional Public Transportation Subcommittee
January 24, 2023



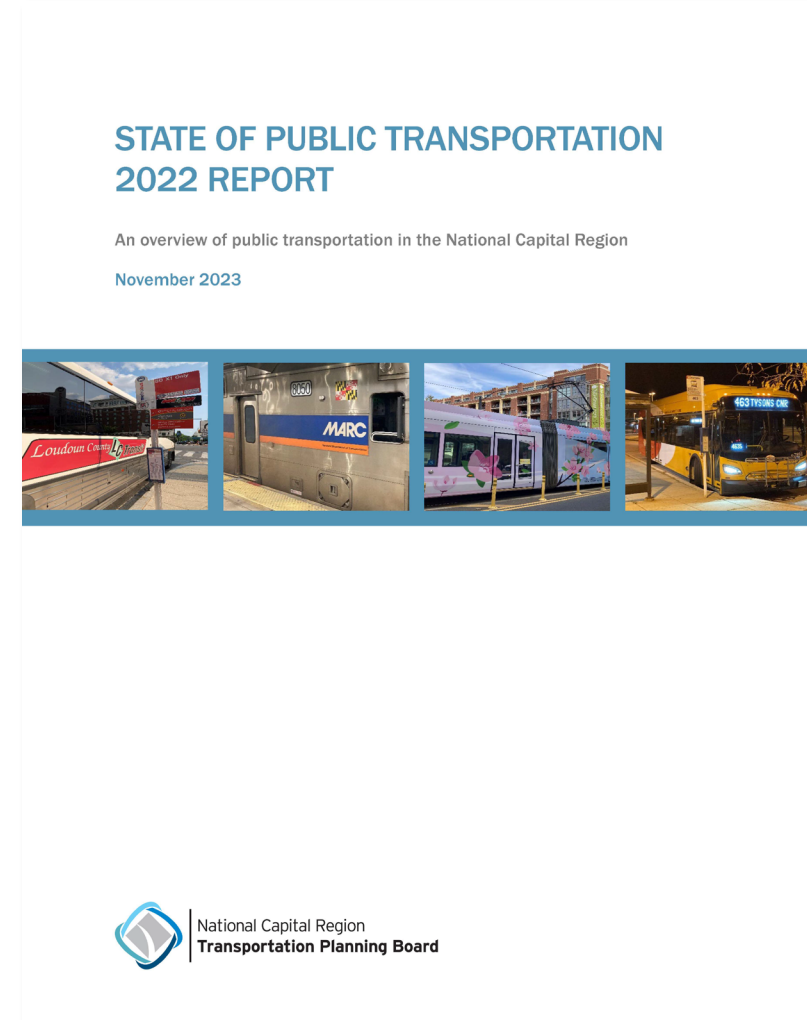
Agenda

- Purpose
- Background on the State of Public Transportation Report (SOPT)
- Summary of 2023 Report Structure and Changes
- Preview NTD Data for 2023 Report
- Review Trends
- Next Steps



Purpose

- Snapshot of public transportation activities in the region
- Highlights regional accomplishments during CY2023
- NOTE: Relies on 2022 transit ridership and financial data taken from the 2022 National Transit Database published in October 2023
- Other data and content comes from TPB RPTS meetings, input from organizational representatives, and web research



Background on the SOPT Report

- Arose from the need to represent the interests of public transportation agencies to the TPB:
 - “The State of Public Transportation report was proposed as part of the TPB’s response to FTA’s guidance on the MAP-21 requirement that the interests of providers of public transportation be represented on the MPO policy board. The report will be an annual work product summarizing the region’s public transportation data and information **for the benefit of members of the TPB, other stakeholders, and the general public.**” – Draft Agency Questionnaire
- First report was the 2018 edition, it had five parts, and was 39 pages long.
- The 2022 report (5th Anniversary!) included seven parts and was 75 pages long.



Structure of the Report

- Part I: Summary
- Part II: In Focus - Public Transportation Resilience and Sustainability Efforts
- Part III: Public Transportation Agency Profiles
- Part IV: Other Public Transit Services
- Part V: Regional Public Transportation Organizations
- Part VI: Public Transportation Accomplishments
- Part VII: Transportation Planning Board



District Department of Transportation - DC Circulator

<https://dccirculator.com/>

Overview

The DC Circulator, operated by DDOT, began operating in 2005 as a local transit service intended to complement the existing Metrobus and Metrorail operations serving the Washington, DC metropolitan area. In conjunction with regional partners, DDOT's goal is to promote economic activity by facilitating visitor access to neighborhoods in Washington, DC and to improve mobility for downtown workers during the workday.

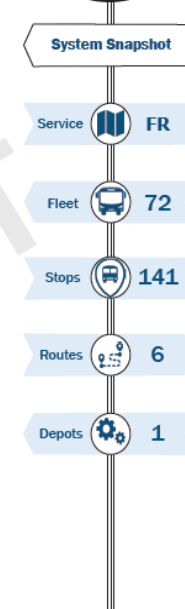
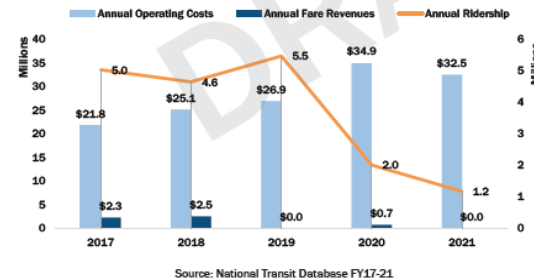
Recent Accomplishments

Released the Transit Development Plan (TDP) 2020 Update, which evaluated the operations and performance of the Circulator system since the TDP 2017 Update, and potential system expansion to Ward 7. Selected the Union Station to Deanwood route as the preferred route.

Completed the DC Circulator Electrification Plan, which outlines a strategy to reach full fleet electrification using battery-electric buses by 2030.

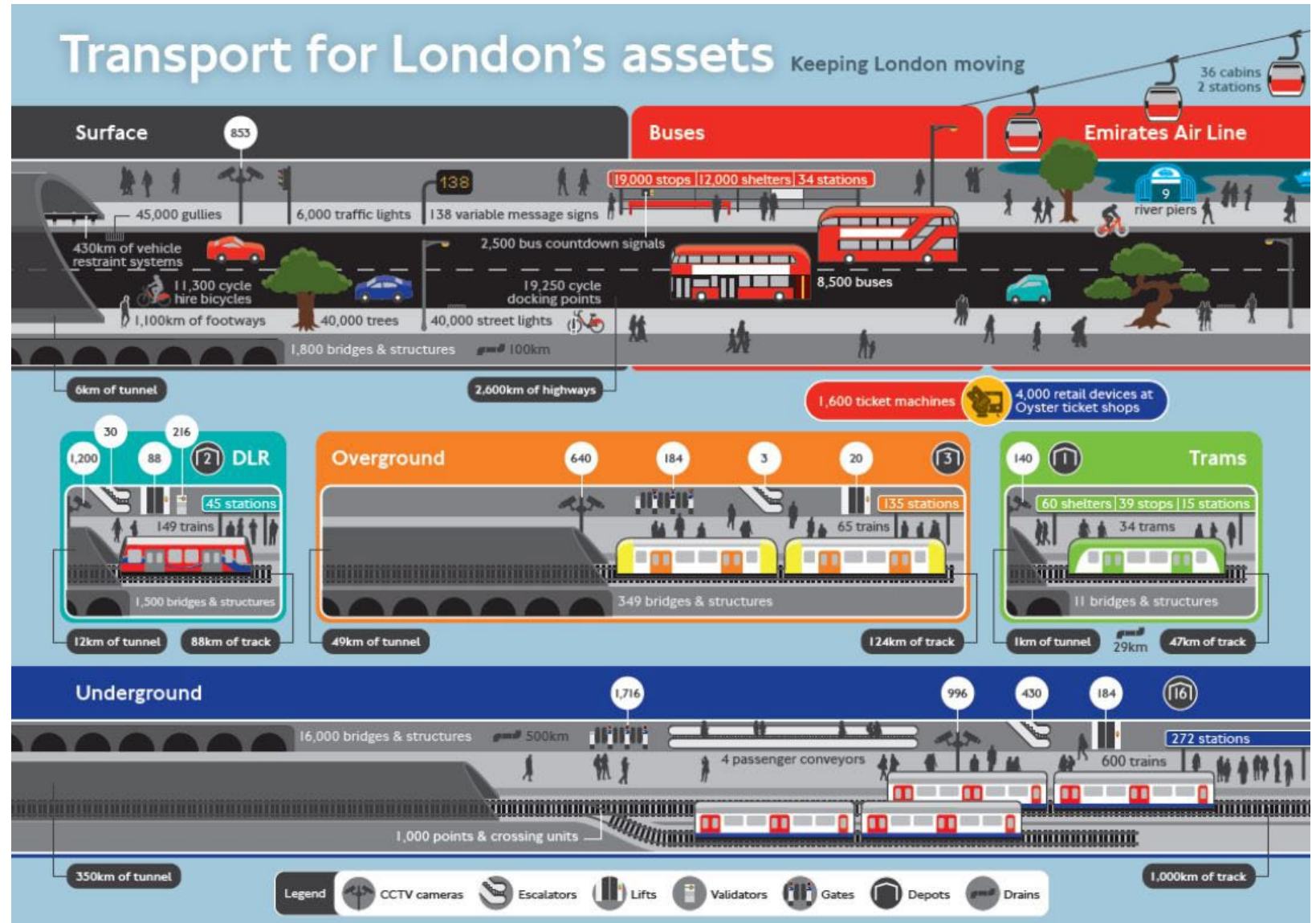
Awarded a Lo-No Emissions grant for \$9,590,000 by the Federal Transit Administration.

Provider Data



Other Planned Content

- More Graphics:
 - Regional Transit Asset Infographic
 - Updated Pictures for Each Agency
 - More pictures and graphic data representation, including in later sections

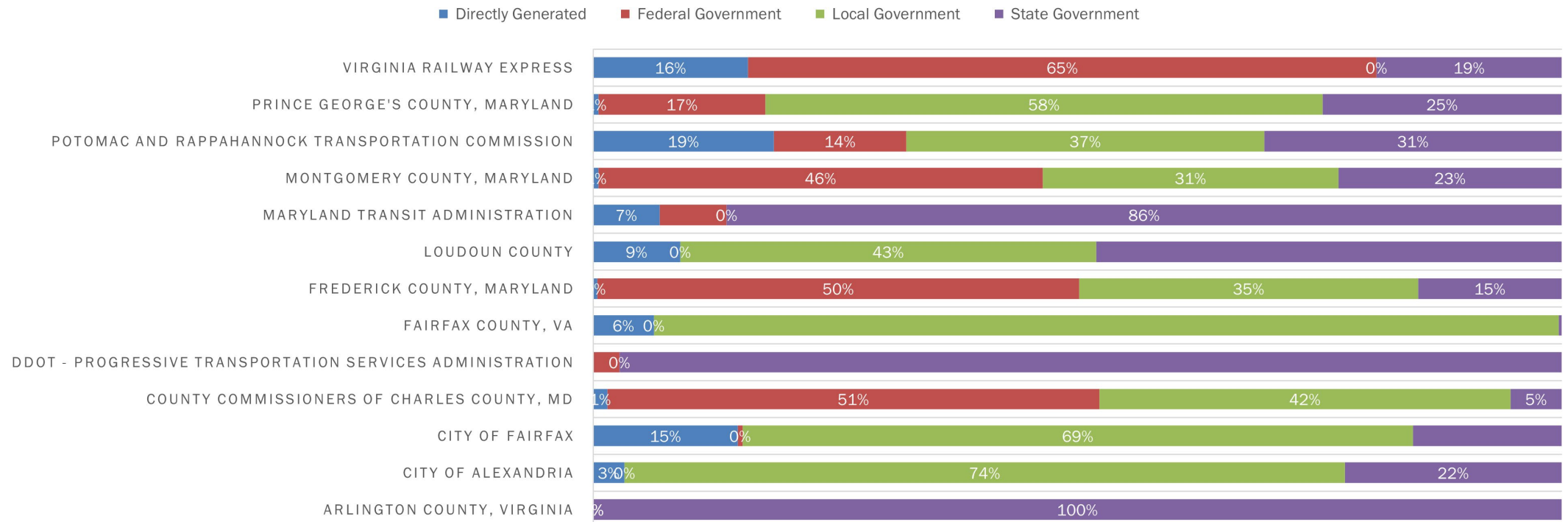


Source: <https://www.ianvisits.co.uk/articles/tfl-funding-crunch-could-cost-london-over-12-billion-over-next-decade-49908/>



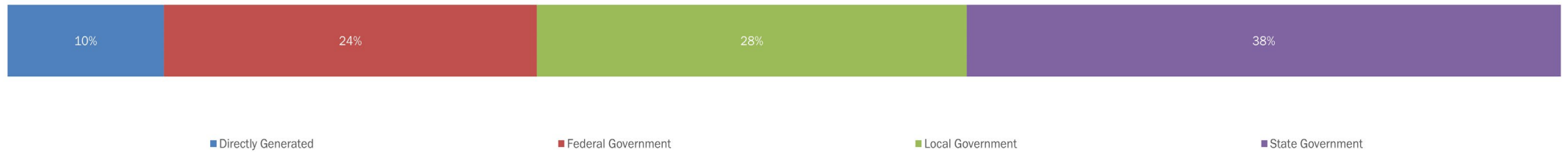
2022 NTD Data in 2023 SOPT Report

NCR TRANSIT SERVICE PROVIDERS' FY22 REVENUE SOURCES

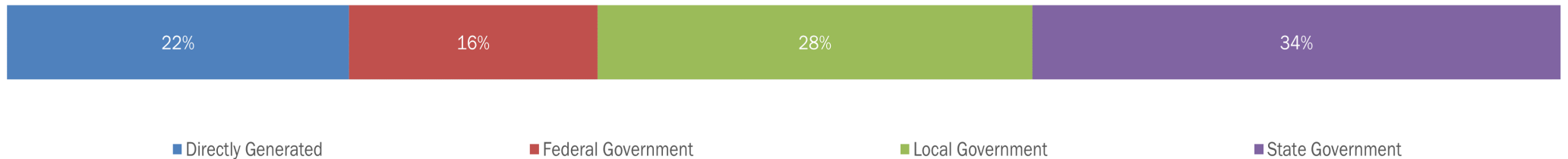


Agency Funding Source Breakdown – Regional Perspective

2022 Regional Funding Distribution



2019 Regional Funding Distribution



Source: 2019 and 2022 NTD Agency Data

Ridership Trends

- Top 6 Agencies By Ridership (Make Up 97% of Service)
 1. Metrobus (72%)
 2. Ride On (13%)
 3. Fairfax Connector (6%)
 4. DASH (3%)
 5. DC Circulator (2%)
 6. ART (2%)
- Metrobus remained busier than Metrorail with 79,512,639 trips versus 76,077,714
 - Much closer than in 2021 when there was a 15.7 million trip difference
- DC Circulator rose one spot to #5, edging ART by <100,000 unlinked trips
- Every agency/mode but two saw an increase in ridership versus 2021
- VRE and MARC each saw 58% and 61% increases in trips from 2021



Next Steps

Timeline

- Winter 2023:
 - Receive and process questionnaires to gather information from public transit providers
 - Catalog 2023's major transit events and operator accomplishments in the region
- Spring 2024:
 - Provide drafts to internal staff and RPTS for input, questions, or comments
 - Presentations to TPB Tech and RPTS
- Summer 2024:
 - Final report published in June 2024



Pierre Gaunard

TPB Transportation Planner

(202) 962-3761

pgaunard@mwkog.org

mwkog.org

777 North Capitol Street NE, Suite 300

Washington, DC 20002



National Capital Region
Transportation Planning Board