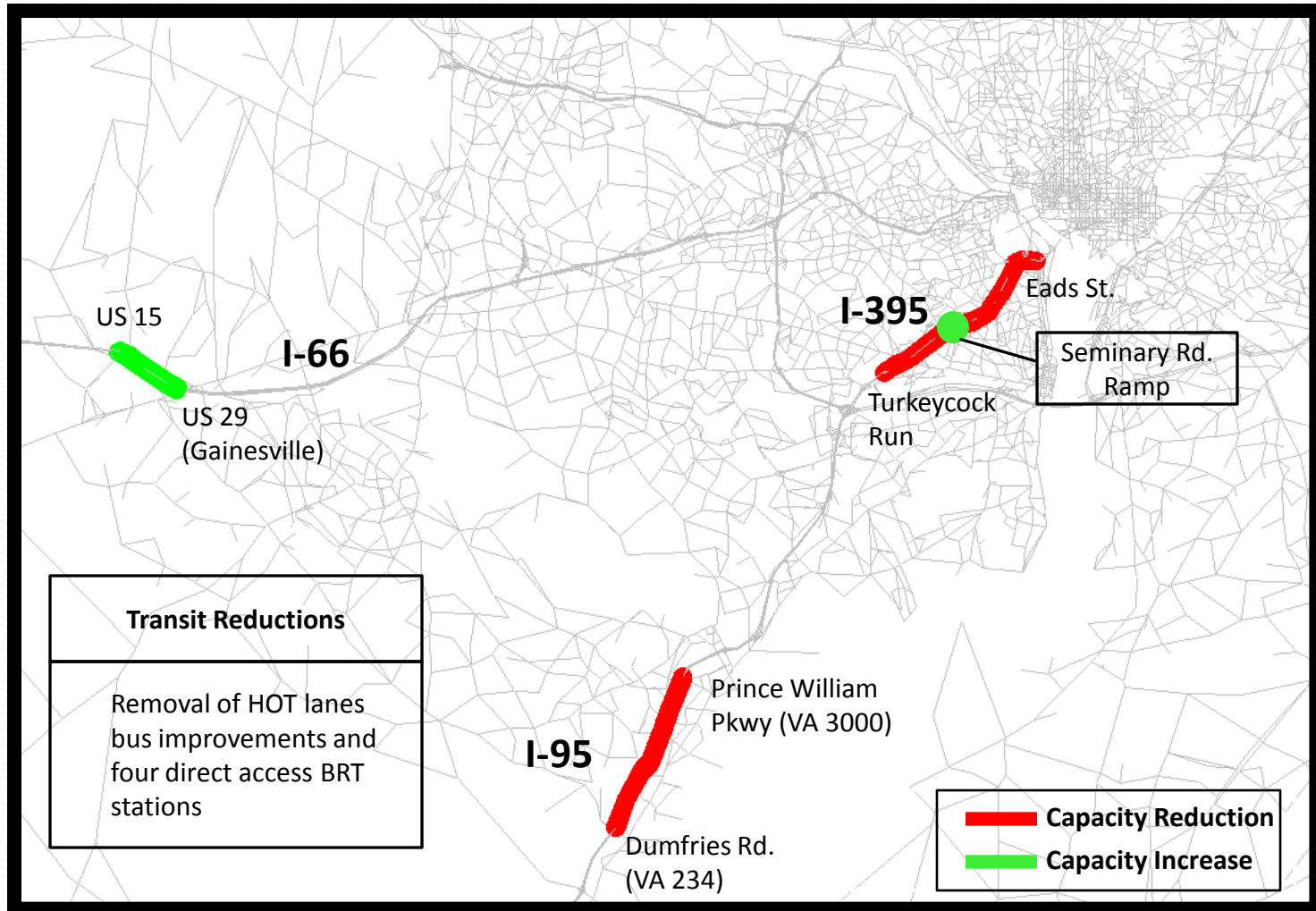


AIR QUALITY CONFORMITY ASSESSMENT

VIRGINIA DEPARTMENT OF TRANSPORTATION
2010 CLRP
AMENDMENTS

Item 4
MWAQC
June 22, 2011

MAP OF MAJOR CHANGES



PROJECTS

I-66

- ❖ Extension of the existing HOV/LOV lanes for 2.6 miles on I-66 between US 29 in Gainesville and Route 15 in Haymarket to provide 8 lanes including HOV.

PROJECTS

I-95/I-395

- ❖ Removal of HOV to HOT lane conversion and construction of 3rd lane from Turkeycock Run (n. of Edsall Rd.) to Eads St. (7.5 miles)
- ❖ Removal of construction of 3rd HOT lane from VA 234 (Dumfries Rd.) to VA 3000 (Prince William Pkwy.) (6 miles)
- ❖ Removal of I-95/I-395 HOT lanes bus improvements, including 4 direct access BRT stations along the facility
- ❖ Addition of a reversible ramp from the HOV lanes of I-395 to/from Seminary Rd.

TECHNICAL APPROACH

(same as for original 2010 CLRP)

- ❖ Round 8.0 Cooperative Forecasts
- ❖ 2191 TAZ Area System
- ❖ Version 2.2 Travel Demand Model
- ❖ Mobile 6.2 Emissions Model
- ❖ 2020, 2030, 2040 Analysis Years

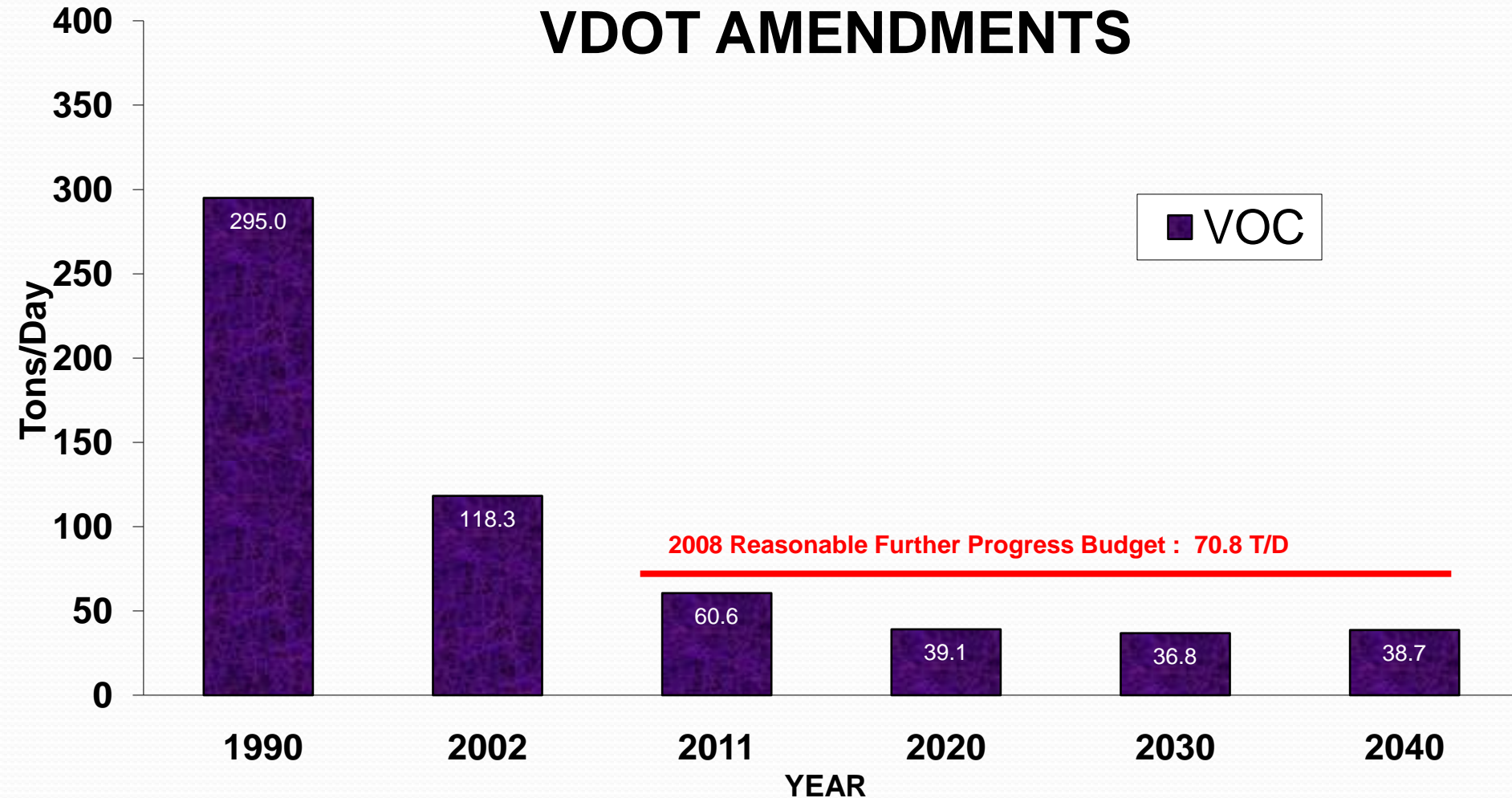
RESULTS

(Original 2010 CLRP vs. Amended 2010 CLRP)

EMISSIONS

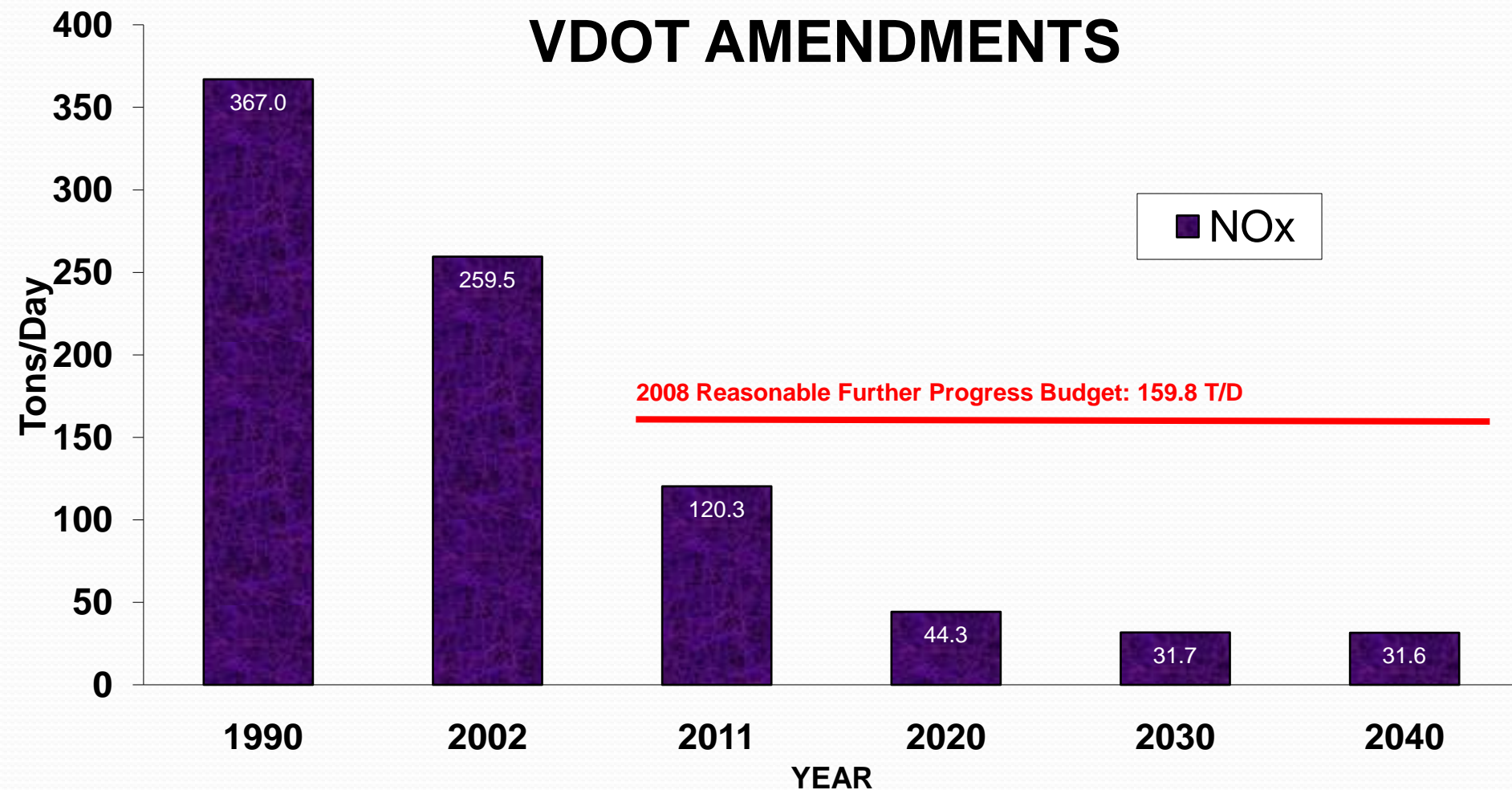
- ❖ Decrease slightly for all pollutants due to VMT reduction

Mobile Source VOC Emissions for the 8-Hour Ozone Nonattainment Area 2010 CLRP VDOT AMENDMENTS



Mobile Source NOx Emissions for the 8-Hour Ozone Nonattainment Area 2010 CLRP

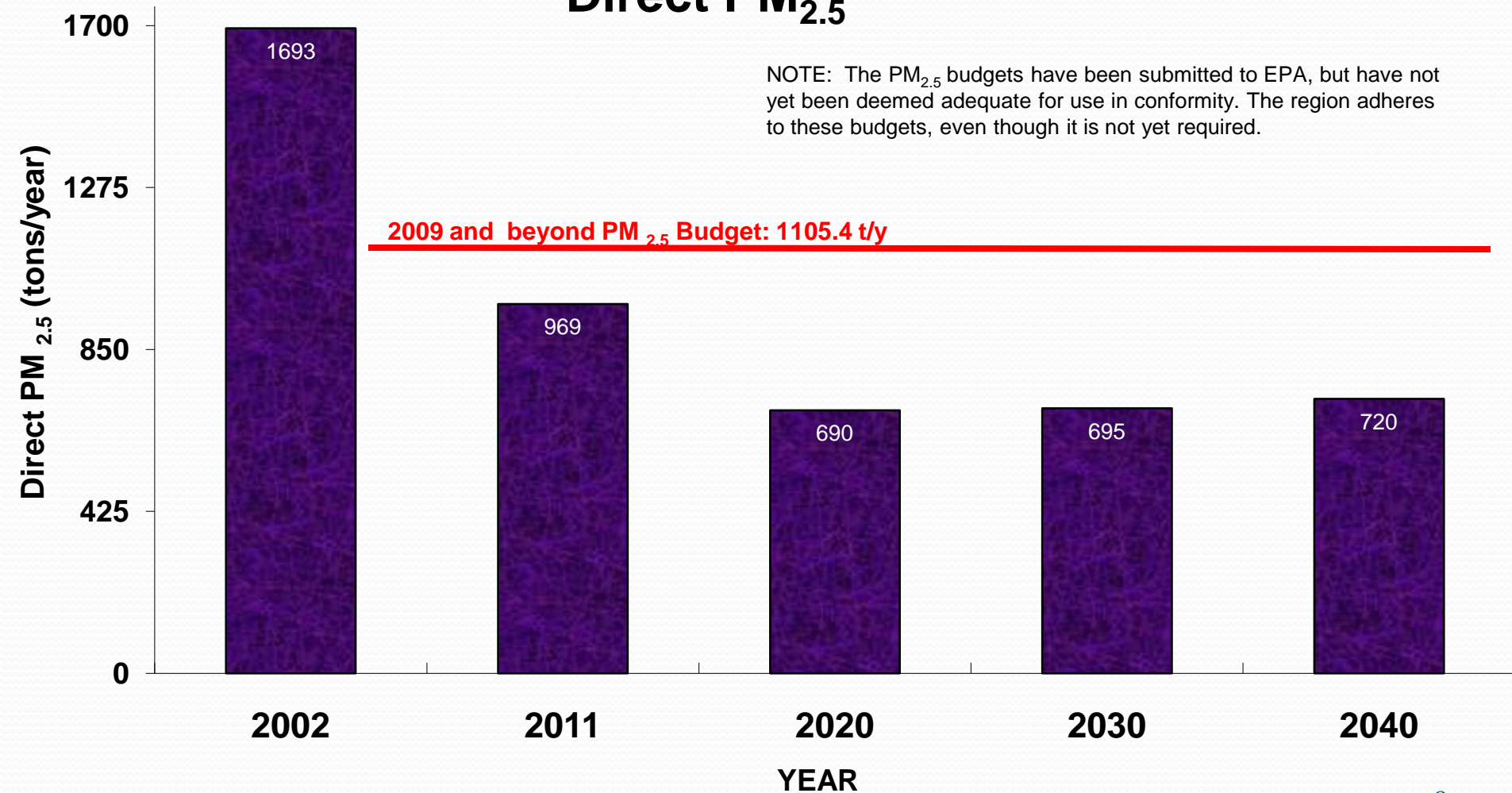
VDOT AMENDMENTS



Mobile Source Emissions 2010 CLRP VDOT AMENDMENTS Direct PM_{2.5}

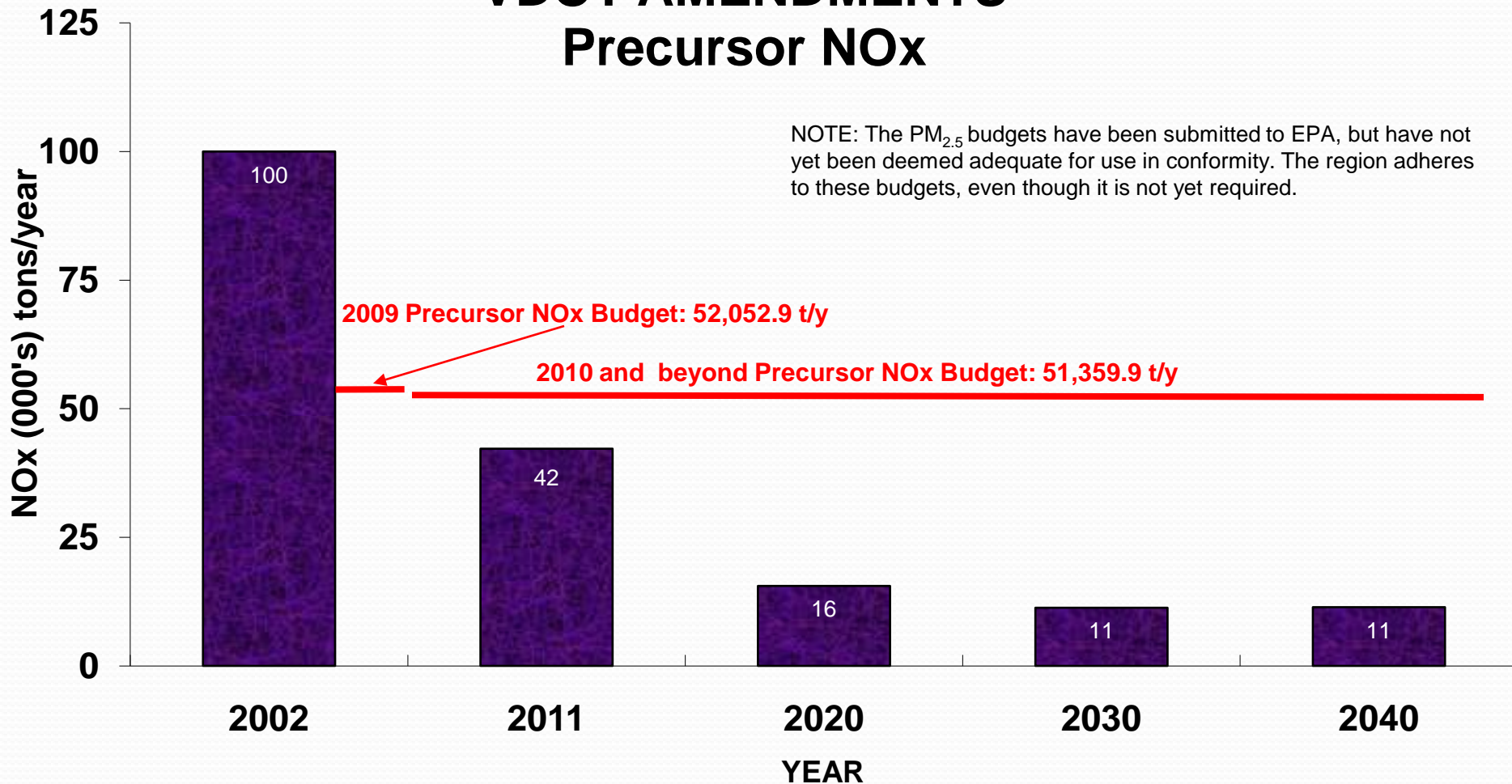
NOTE: The PM_{2.5} budgets have been submitted to EPA, but have not yet been deemed adequate for use in conformity. The region adheres to these budgets, even though it is not yet required.

2009 and beyond PM_{2.5} Budget: 1105.4 t/y



Mobile Source Emissions 2010 CLRP VDOT AMENDMENTS Precursor NOx

NOTE: The PM_{2.5} budgets have been submitted to EPA, but have not yet been deemed adequate for use in conformity. The region adheres to these budgets, even though it is not yet required.



RESULTS

(Original 2010 CLRP vs. Amended 2010 CLRP)

Vehicle Miles Traveled (VMT)

YEAR	VMT			
	original	amendment	difference	% difference
2020	177,817,000	177,530,000	-287,000	-0.2%
2030	190,672,000	190,422,000	-250,000	-0.1%
2040	199,814,000	199,464,000	-350,000	-0.2%

- ❖ For Arlington and Alexandria, reductions in freeway VMT (7 to 10 percent), and small increases in non-freeway VMT (1 to 2 percent)

RESULTS

(Original 2010 CLRP vs. Amended 2010 CLRP)

Vehicle Hours of Delay (VHD)

YEAR	VHD			
	original	amendment	difference	% difference
2020	4,215,000	4,257,000	42,000	1.0%
2030	5,088,000	5,113,000	25,000	0.5%
2040	5,960,000	5,974,000	14,000	0.2%

- ❖ More delay on freeways and non-freeways in Alexandria and Arlington (2 to 6 percent increase), and less delay on freeways in the District of Columbia (6 percent decrease)

RESULTS

(Original 2010 CLRP vs. Amended 2010 CLRP)

Vehicle Trips

YEAR	Total Vehicle Trips			
	original	amendment	difference	% difference
2020	24,560,000	24,574,000	14,000	0.1%
2030	26,887,000	26,906,000	19,000	0.1%
2040	28,777,000	28,793,000	16,000	0.1%

- ❖ Some HOV trips become LOV trips, and some trips shorten in length due to reduced accessibility to Arlington, Alexandria, and the District of Columbia

RESULTS

(Original 2010 CLRP vs. Amended 2010 CLRP)

Transit Trips

YEAR	Transit Trips			
	original	amendment	difference	% difference
2020	1,378,000	1,373,000	-5,000	-0.4%
2030	1,517,000	1,509,000	-8,000	-0.5%
2040	1,625,000	1,616,000	-9,000	-0.6%

❖ Decrease slightly due to decrease in transit service and changes in trip distribution

SCHEDULE

- | | |
|---------|--|
| June 15 | Public Comment Begins
TPB Briefed on Conformity Results |
| July 15 | Public Comment Ends |
| July 20 | TPB Reviews Comments, Asked to
Adopt Amendments |