



# Vision Zero in the District of Columbia



MWCOG Transportation Planning Board –  
Technical Committee

October 4, 2019

Item 4

# A Fair Shot at Vision Zero

*“When we increase access to safe, reliable, and affordable transportation options, we give more Washingtonians a fair shot.”*

*- Mayor Muriel Bowser*



# Overview of DC Vision Zero

- The goal of Vision Zero is straight-forward: zero fatalities and serious injuries to users of the roadway system, while increasing safe, healthy, and equitable mobility for all.
- Vision Zero starts with the ethical belief that all users have the right to move safely within the transportation system – no loss of life is acceptable – and that designers and policy-makers share the responsibility of ensuring safe systems.



# Overview of DC Vision Zero

- While the District has always prioritized safety, Vision Zero marked a new approach to transportation challenges and a renewed sense of urgency.
- The Vision Zero Action Plan, which was released in December 2015, includes strategies to better educate stakeholders and grow a safety culture; more effectively enforce life-saving laws; enhance the design of our complete streets; and collect, leverage, and share crucial safety data.
- The District's Vision Zero Action Plan focuses on four themes: 1) Create Safe Streets; 2) Protect Vulnerable Users; 3) Prevent Dangerous Driving; and 4) Be Transparent and Responsive.

# Strategic Highway Safety Plan

- Mission:

*“To enhance the quality of life for District residents and visitors by ensuring that people, goods, and information move efficiently and safely, with minimal adverse impact on residents and the environment.”*

- Vision:

*“The District of Columbia will achieve a safe and efficient transportation system that has zero traffic-related deaths.”*

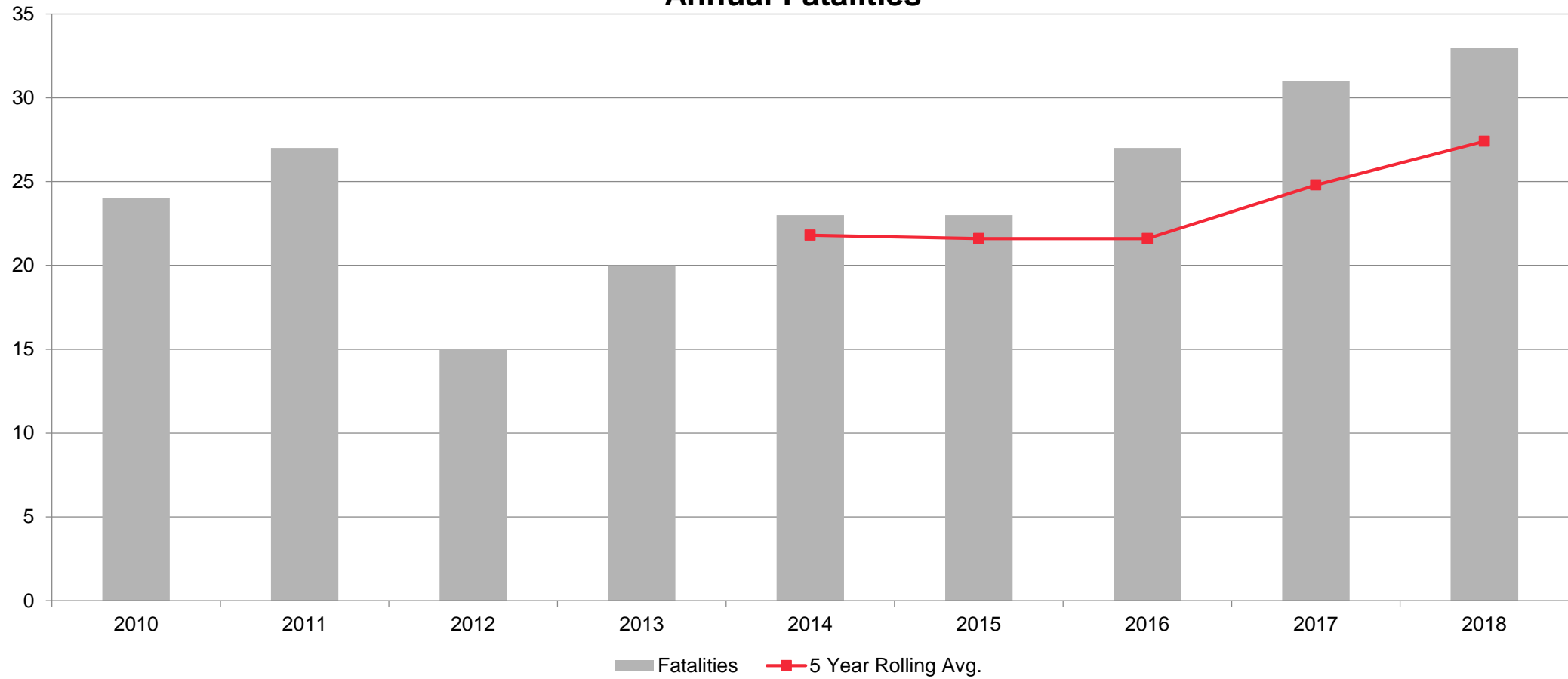


# Strategic Highway Safety Plan

Goals	Data Source	Target Years		
		2015	2020	2025
Fatalities	FARS	25	23	21
Fatality Rate per 100 Million VMT	FARS	0.68	0.63	0.57
Serious Injuries	MPD	1,663	1,511	1,366
Serious Injuries Rate per 100 Million VMT	MPD	45.87	41.67	37.67

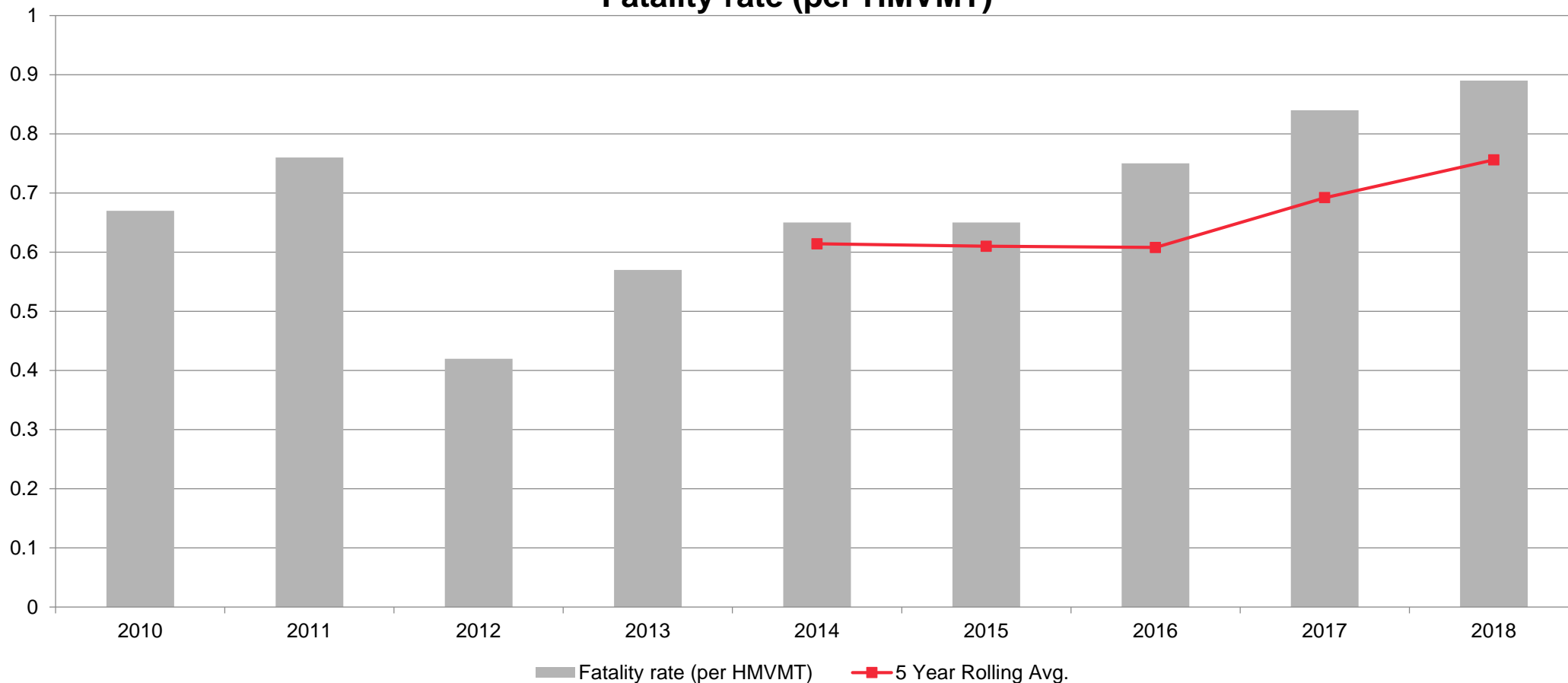
# Highway Safety Improvement Program

## Annual Fatalities



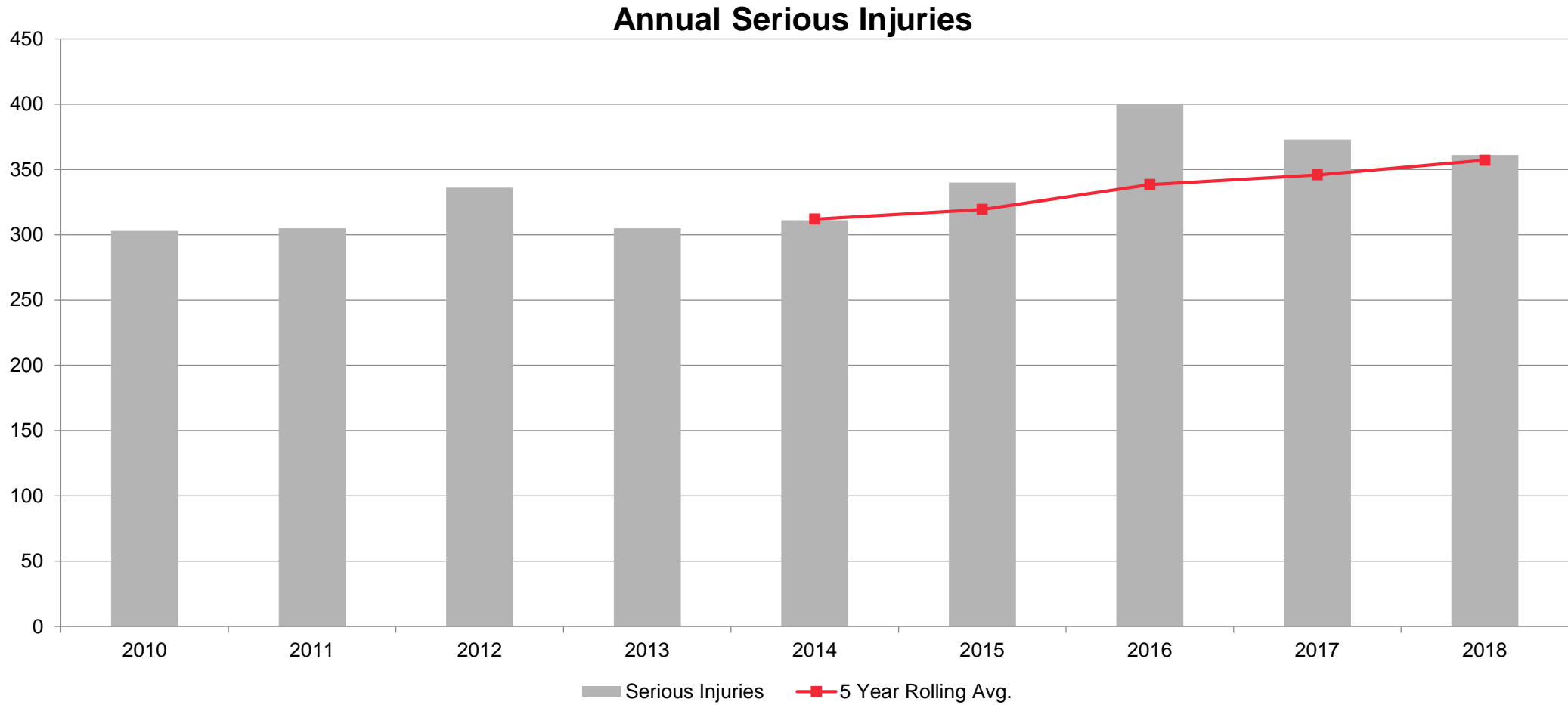
# Highway Safety Improvement Program

### Fatality rate (per HMVMT)

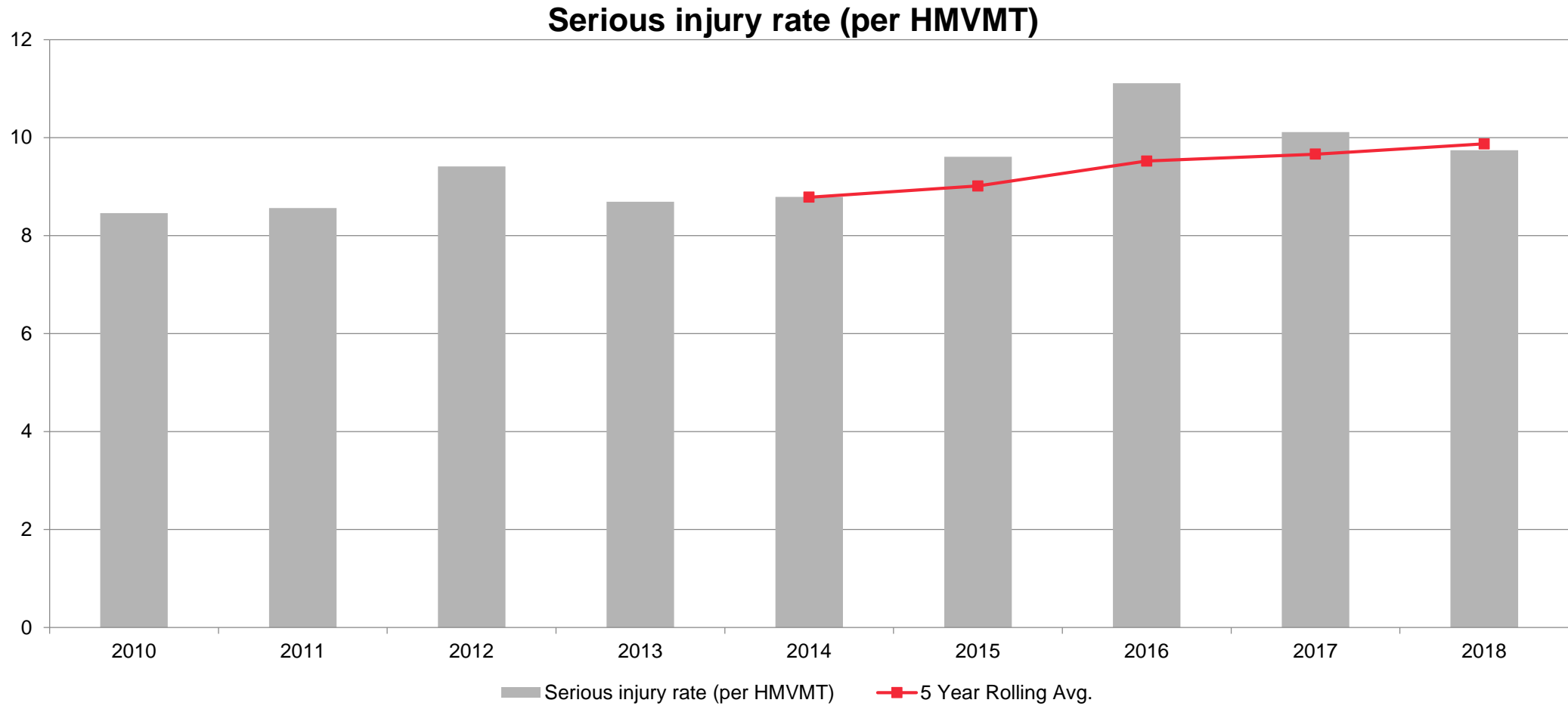




# Highway Safety Improvement Program

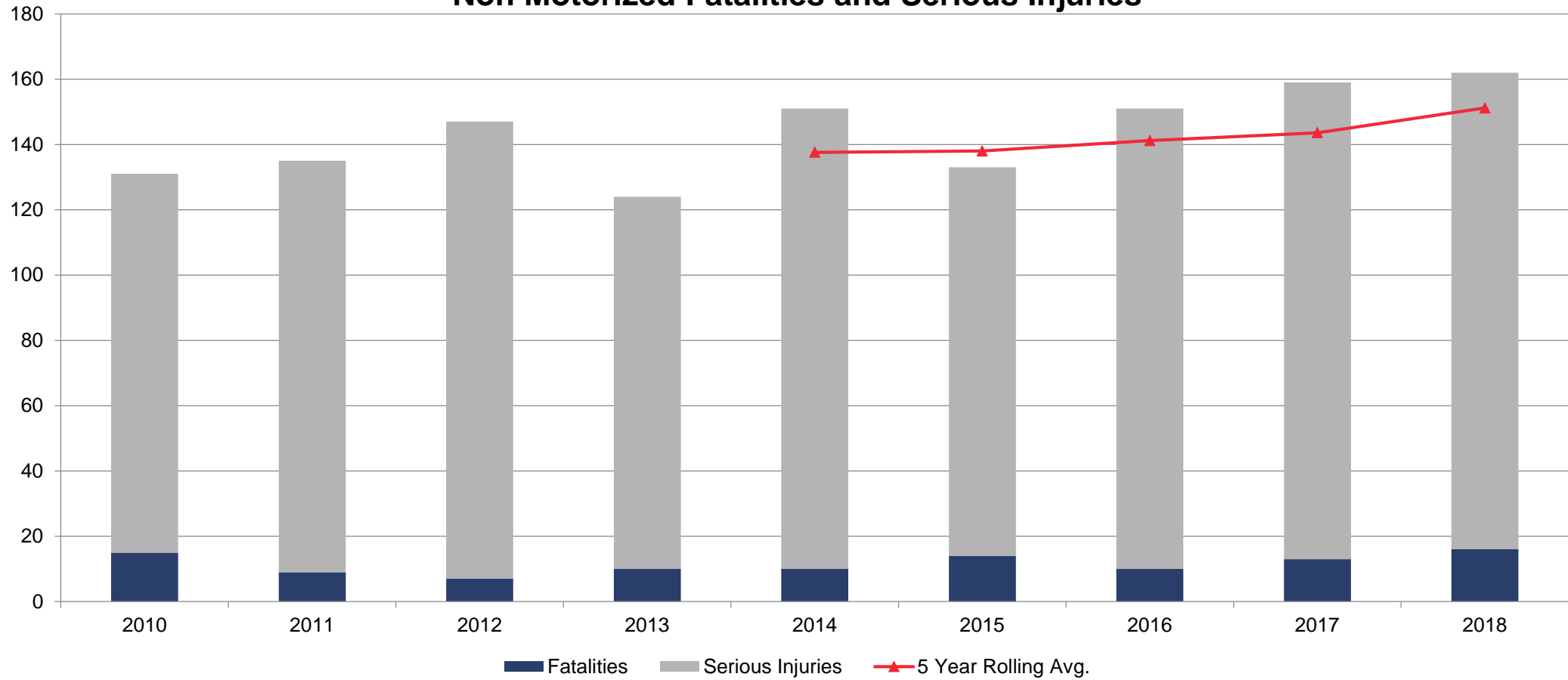


# Highway Safety Improvement Program



# Highway Safety Improvement Program

## Non Motorized Fatalities and Serious Injuries



# Highway Safety Improvement Program

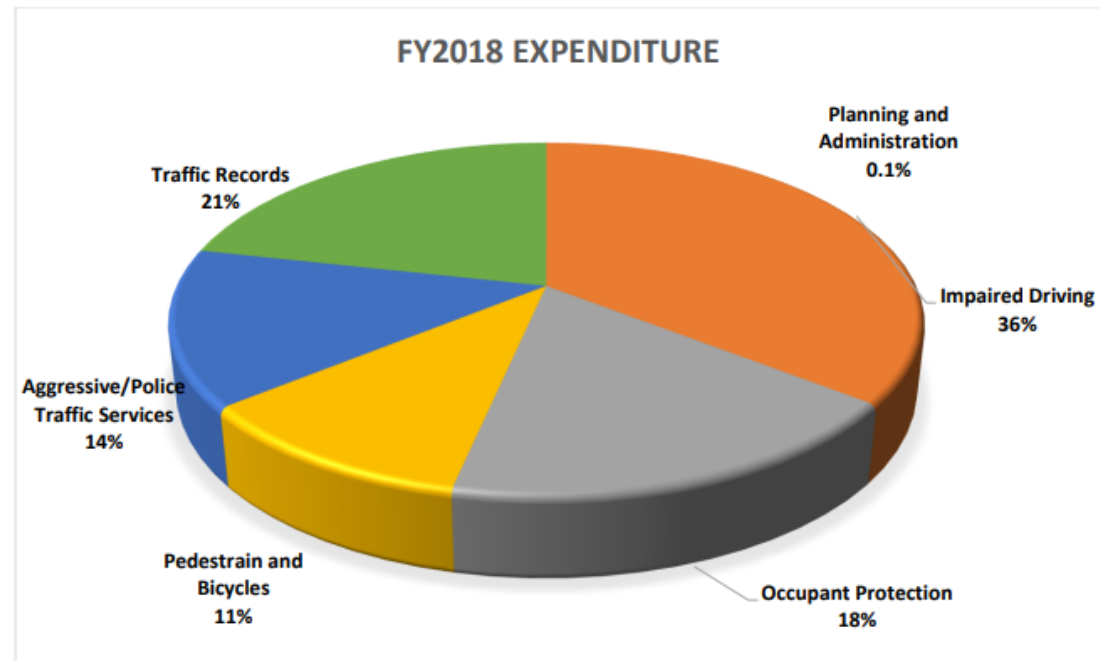
Performance Measure	2020 Target	Previous Target	Change
Fatalities	40	31	+29.0%
Fatality Rate per 100 Million VMT	1.07	0.85	+25.9%
Serious Injuries	414	417	-0.7%
Serious Injuries Rate per 100 Million VMT	10.47	11.477	-8.8%
Number of nonmotorist fatalities and serious injuries	181	125	+36.8%

# Highway Safety Improvement Program

- Coordination with internal partners
  - Weekly “SafetyStat” meeting
  - Weekly Ward-based meetings
  - Weekly TranStat meeting
- External partners involved with HSIP planning
  - FHWA
  - Highway Safety Office
  - Metropolitan Police Department (MPD)
  - National Highway Traffic Safety Administration (NHTSA)
  - Washington Metro Area Transit Authority (WMATA)
  - Metropolitan Washington Council Of Governments (MWCOCG)

# District Highway Safety Office

- FY2018 Program Funding – directed to areas identified to change driver behavior and reduce vehicle crashes and crash severity.
- Funds supported programs focused on:
  - Impaired driving
  - Occupant protection
  - Aggressive driving/police traffic service
  - Pedestrian/bicycle safety
  - Traffic records
  - Planning and administration
  - Roadway safety
  - Safe communities



# District Highway Safety Office

- DDOT internal support included:
  - Child Passenger Safety Program
  - Traffic Records Coordination
- District partners included:
  - Office of the Attorney General (OAG)
  - Office of the Chief Medical Examiner (OCME)
  - Metropolitan Police Department (MPD)
  - Office of Information Technology and Innovation (OITI)
  - Department of Motor Vehicles (DMV)
  - Howard University

# District Highway Safety Office

- Regional partners included:
  - Washington Regional Alcohol Program (WRAP) – focus on communications and outreach related to impaired driving, coordination of region’s SoberRide program
  - MWCOG Street Smart Campaign – focus on protecting vulnerable users by raising awareness and promoting enforcement of pedestrian and bicycle safety laws
  - Washington Area Bicyclists Association (WABA) – focus on outreach in Wards 4, 7, and 8 to increase knowledge of and commitment to safer roadway culture; coordinated regional Vision Zero Summit
- McAndrew Company LLC provided additional regional advertising campaigns that included radio spots, Metrobus wraps, digital and social media, and grassroots outreach in area bars and restaurants.



# National and International Coordination

- NACTO Member City
- Vision Zero City
- AASHTO
- National Highway Traffic Safety Administration (NHTSA)
- ITE Agency Member
- Transportation Research Board (TRB)
- National Committee on Uniform Traffic Control Devices (NCUTCD)

# Regional Safety Efforts Needed

- **Reciprocity for Automated Traffic Enforcement**
- **Identification and improvement of high risk corridors and intersections**
- Driver education and relicensing
- Coordination between regional Vision Zero and Toward Zero Death initiatives
- Coordination on education and enforcement efforts
- Data sharing

# Contact Information

## **Linda Bailey**

Vision Zero Director

Office of the Director

District Department of Transportation

[linda.bailey@dc.gov](mailto:linda.bailey@dc.gov)

## **Emily Dalphy**

Transportation Engineer, Vision Zero

Office of the Director

District Department of Transportation

[emily.dalphy@dc.gov](mailto:emily.dalphy@dc.gov)

[www.dcvisionzero.com](http://www.dcvisionzero.com)