

OZONE SEASON SUMMARY & ATTAINMENT STATUS FOR OZONE STANDARD

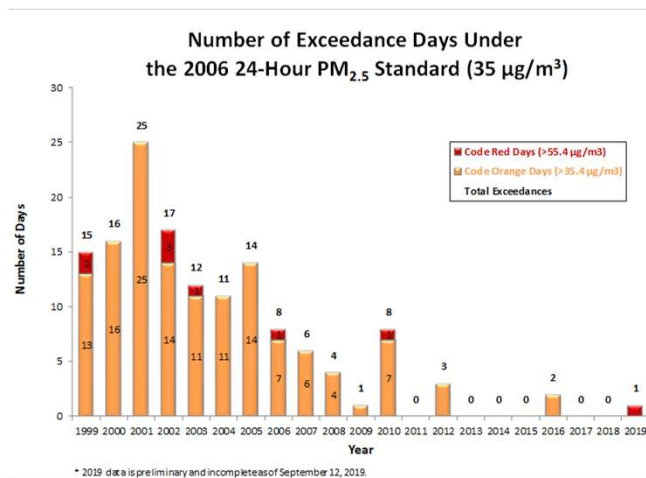
Sunil Kumar
Principal Environmental Engineer

MWAQC
September 24, 2019

Agenda Item 6



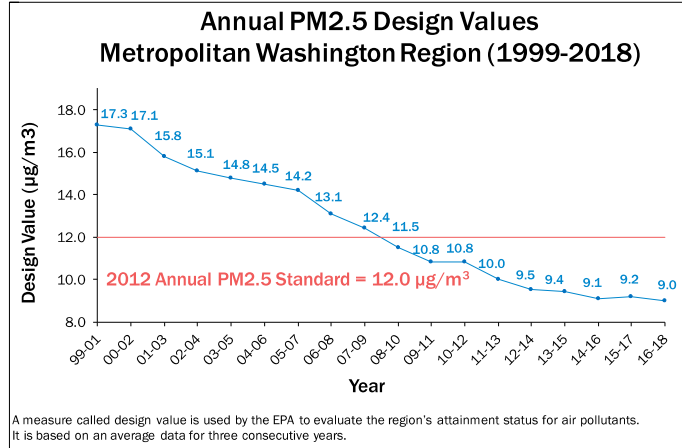
PM2.5 Exceedance Trend



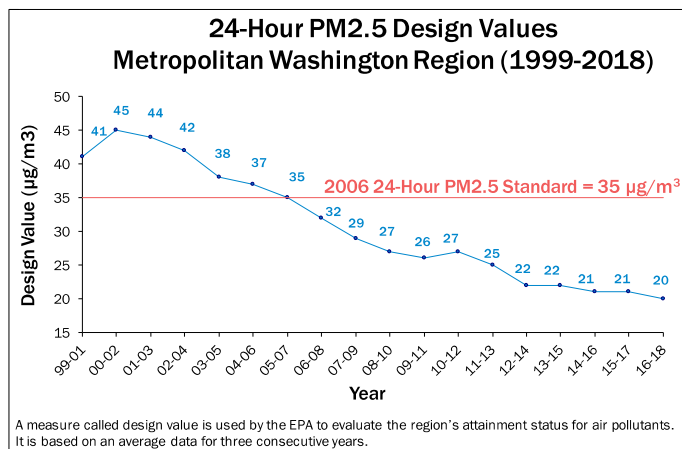
* In 2019, Code Red occurred on July 4th.



Annual PM2.5 Design Value Trend



24-Hour PM2.5 Design Value Trend



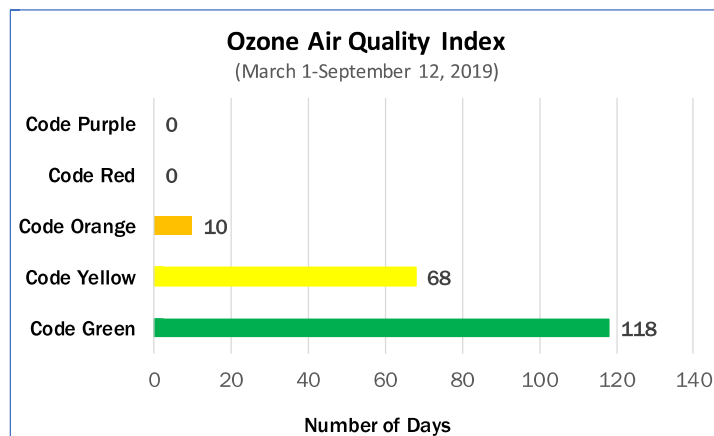
Ozone Monitor Map

Metropolitan Washington Ozone Monitors
Washington, DC, MD, VA



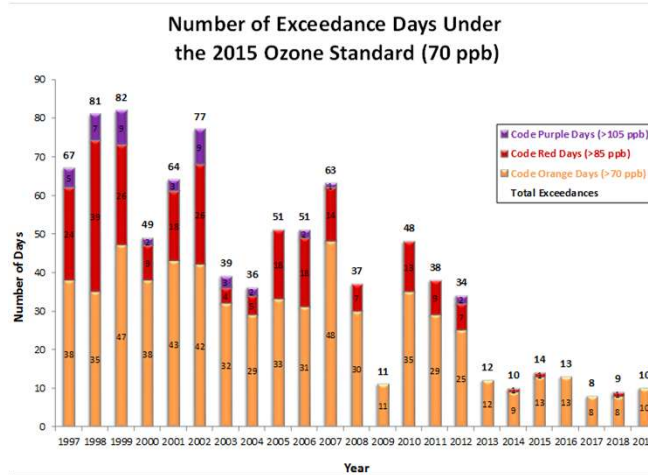
Note: State air agencies in the District of Columbia, Maryland, and Virginia monitor and provide air pollutant data for the Washington region. EPA also operates a monitor in Beltsville, MD.

Summary - Ozone Air Quality Index



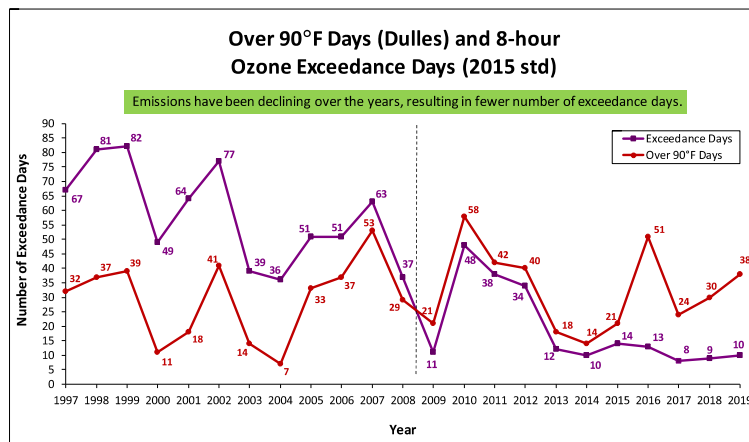
Analysis is based on draft and incomplete data as of September 12, 2019.

Ozone Exceedance Trend



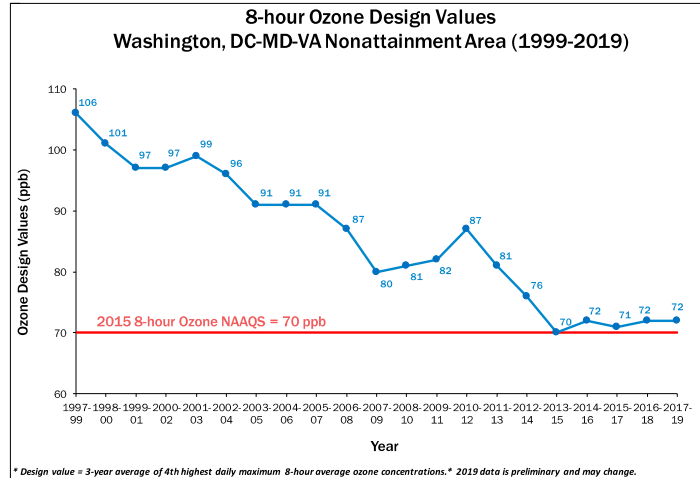
2019 data is draft and incomplete data as of September 12, 2019.

Ozone & Temperature Trend



2019 data is draft and incomplete data as of September 12, 2019.

Ozone Design Value Trend



2019 data is draft and incomplete data as of September 12, 2019.

Why Fewer Exceedance Days Now ?

Examples of Emission Control Programs

Federal	State	Local
Acid Rain Program (1996/2000)	Vehicle Inspection & Maintenance Programs	Renewable Energy Programs Regional Wind Power Purchase Program Clean Energy Rewards Program Renewable Portfolio Standards
Tier 2/Tier 3 (LD Vehicle) Rule (2004/2017)	Maryland Healthy Air Act (2009/2012), NOx Rule, Updated RACT	Energy Efficiency Programs LED Traffic Signal Retrofit program Building Energy Efficiency Programs
HD Diesel vehicle Rule (2004/2007)	Virginia CSAPR Rule	VRE Idling Reduction
NOX SIP Call (2004)	Ozone Transport Commission Rules	LOW VOC Paint
CAIR/CSAPR/CSAPR Update (2009/2015/2017)		Gas Can Replacement
Marine Emission Control Areas (2012/2015/2016)		

Planning for 2015 Ozone NAAQS – Next Steps

- Based on recent ozone trends, the region is unlikely to attain the 2015 ozone NAAQS (70 ppb) by 2020.
 - However, may request one-year attainment date extensions if ozone values in 2020 and 2021 are ≤ 70 ppb. Failure to attain after this time-frame would lead to a bump-up in classification.
 - If the region is not eligible for an extension in 2020 and does not attain by 2020, then EPA may bump-up the region to a higher classification.
 - Any bump-up requires the completion of additional mandates (e.g., 15% RFP plan, attainment plan, etc.)
- If the region attains in 2020, may submit a redesignation request and a maintenance plan (must include contingency measures, new MVEBs, etc).