

Briefing Document

A Preparedness Dashboard for NCR Homeland Security

April 4, 2007



Just how prepared are we?

- ▶ A fair question, but very difficult to answer objectively with any degree of precision.
- ▶ In spite of the challenge, there are many surrogate measures that, taken collectively, can give us some insight into answering this vital question.




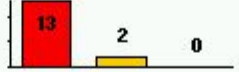
























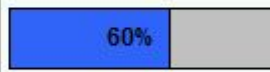



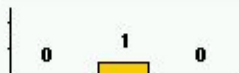














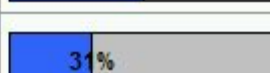


Purpose of the NCR HS Dashboard...

1. Provide a more informed and objective assessment of the NCR's emergency preparedness status across the full spectrum of capabilities for senior level decision makers.
2. Provide a complementary assessment of the NCR initiatives intended to address specific shortcomings or challenges posed by these same capabilities.
3. Serve as the key resource to guide and justify DHS UASI grant applications and allocate grant awards.



Snapshot of the TCL Dashboard...

Target Capabilities Rollup

Target Capabilities	Strategic Initiatives	Nationwide Plan Review	EMAP Assessment	NCR Risk Assessment	TCL Prep. Measures	Overall Rating
 Planning	8	■ □ □ □ □ □ □ □			 65%	
 Communications	6	■ □			 81%	
Risk Management	6	■ □ □			 67%	
 Community Preparedness and Participation	6	■ ■ ■ □ □ □ □ □			 23%	
 Information Gathering and Recognition of Indicators and Warning	6	■ □ □			 63%	
 Intelligence Analysis and Production	6	■ □ □			 52%	
 Information Sharing and Dissemination	7	■ ■ □ □ □ □ □ □			 75%	
Law Enforcement Investigations and Operations	10	■ □ □ □ □ □ □ □			 78%	
 CBRNE Detection	1	□			 70%	
 Critical Infrastructure Protection	2	■ □			 47%	

Note: This slide illustrates only the first 10 of 37 TCL's included in the full dashboard

3/27/2007 4:11 PM 3



The TCL Dashboard tracks the condition (rating) of each of 37 Target Capabilities within the NCR using multiple information sources ...

- 1. TCL Preparedness/Performance Metrics**--Shows progress against the performance measures and metrics specified by DHS for each capability in the Target Capabilities List, Version 2.0 document. The graphic shows average completion percentage (in green) of performance measures met for each capability.
- 2. NCR Risk Assessment**--Displays progress to date against recommendations from the NCR Hazard Identification Risk Assessment (HIRA). The graphic shows average completion percentage of recommendations for each capability.
- 3. NCR EMAP Assessment**-- Displays progress against the 58 standards of the Emergency Management Accreditation Program. The red, yellow, and green bars show the relative number of low, moderate, and significant ratings related to each capability.
- 4. Nationwide Plan review**-- Displays progress against the 15 "Conclusions for state and local governments" from the 2006 DHS Nationwide Plan Review Phase 2 report. The total number of squares represents the number of findings related to each specific capability, while the number of solid-colored squares shows those that the NCR has completed.
- 5. NCR Strategic Initiatives and their Milestone**--Shows total progress to date against each initiative's milestones, and breaks out the progress made since the last update of the Dashboard.

3/27/2007 4:11 PM 4



Format of the NCR HS Dashboard...

1. The Dashboard is an MS Excel file with multiple worksheets and various formulas, graphs, and links to help navigate through the assessments done in the NCR.
2. The worksheets (72 in all) contain detailed snapshots of each of the 37 TCLs and 30 Initiatives followed by the Hazard Identification and Risk Assessment (HIRA) detail page.
3. Other worksheets contain detailed explanations on how to maintain and update these data.



This is a full-page view of an individual Capability 'Status Snapshot'

State Snapshot: Planning

Plans incorporate an accurate hazard analysis and risk assessment and ensure capabilities required to prevent, protect and mitigate against, respond to, and recover from acts of terrorism, natural disasters, and other emergencies are available when and where they are needed* [DHS Target Capabilities List, Version 2.0]

DHS National Plan Review

- The majority of the Nation's national emergency operations plans and planning processes must be characterized as fully adequate, feasible, or acceptable to manage catastrophic events on
- States and urban areas are not modeling adequate all-hazards planning as a part of "already state" preparations.
- Resiliency in Crisis Plans do not adequately address catastrophic events.
- Crisis Plans do not adequately address availability of operations and availability of personnel.
- Significant weaknesses in emergency planning are an area of profound concern.
- Resource Management Resources do not adequately describe in detail the means, organization, and process by which States and urban areas will find, obtain, allocate, track, and distribute resources to meet operational needs.
- Plans should clearly define resource requirements, and resource location, make available resources to requirements, and identify and resolve shortfalls.

Progress Against Review Findings

■ □ □ □ □ □ □ □ □ □

HCR EMAP Assessment

1 Standard 4.1	Low
2 Standard 4.2	Medium
3 Standard 5.3.1	Low
4 Standard 5.3.3	Low
5 Standard 5.4.1	Low
6 Standard 5.4.2	Low
7 Standard 5.7.1	Low
8 Standard 5.7.2.1	Low
9 Standard 5.7.2.2	Medium
10 Standard 5.7.2.3	Low
11 Standard 5.7.2.4	Low
12 Standard 5.7.2.5	Low
13 Standard 5.19.1	Low
14 Standard 5.19.2	Low
15 Standard 5.19.3	Low

EMAP Compliance Levels

41 (High) 2 (Medium) 1 (Low)

RES Recommendations (Click for Detail)

1 High People/High Resale B5	45X
2 Low People/High Resale B2	45X
3 Low People/Low Resale B4	75X
4 Risk Reduction B3	58X
5 Risk Reduction B4	58X
6 General Mitigation B4	75X
7 General Mitigation B5	58X
8 General Mitigation B6	58X
9 Emergency Services Mitigation B1	8X
10 Emergency Services Mitigation B5	75X
11 Emergency Services Mitigation B8	58X
12 Telecommunications Mitigation B2	28X
13 Energy Mitigation B4	8X
14 Transportation Mitigation B2	28X
15 Public Health Mitigation B3	25X
16 Heat Sinks B1	8X
17 Heat Sinks B2	58X
18 Heat Sinks B3	25X
19 Heat Sinks B4	8X
20 Heat Sinks B5	75X
21 Heat Sinks B6	8X

Risk Assessment Progress

33%

HCR Strategic Plan Initiatives

- 4.1.1 ● Review and periodically update the Strategic Plan and related resources.
- 4.1.2 ● Document and implement the successes and resources of the HCR based on critical operational planning processes, incorporating results of lessons learned.
- 4.2.1 ● Review and conduct risk-based threat analysis to identify and address non-critical vulnerabilities.
- 4.2.2 ● Establish operational capabilities and critical vulnerabilities that address needs of all capabilities.
- 4.3.1 ● Establish critical capabilities and essential skills families with associated tools and resources for performance success.
- 4.3.2 ● Develop internal lifecycle planning approach to ensure infrastructure and resources are available to support multiple operational capabilities.
- 4.4.1 ● Establish operational capabilities to modify plans and address non-identified in-scene, operations, and events.
- 4.4.2 ● Align and internal resources across jurisdictional lines to ensure Federal involvement with emphasis on availability of operational capabilities and resources.

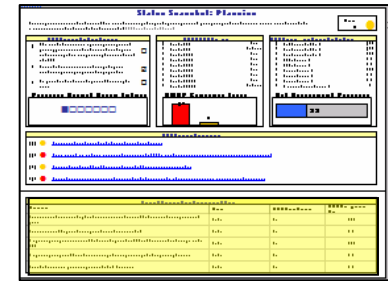
Capability Performance Measures and Metrics

Measure	Metric	HCR Metric Value	HCR Compliance %
Plans are reviewed annually and updated as necessary in accordance with Federal, state, and local regulations and policies	Yes/No	Yes	75X
Plans are associated with designated local, regional, State, and national standards	Yes/No	Yes	58X
Emergency response plans are associated with the National Response Plan (NRP) and National Incident Management System (NIMS)	Yes/No	Yes	35X
Plans are reviewed and/or evaluated according to applicable standards	Yes/No	Yes	58X
Improvement actions from after action reports and lessons learned are completed within 90 days or incorporated into a schedule for completion	Yes/No	Yes	25X
A strategic plan for protecting against, responding to, and recovering from a natural disaster or terrorist attack has been developed	Yes/No	Yes	100X
Continuity of operations plan (COOP) that describes how personnel, equipment, and other resources will support critical recovery are developed	Yes/No	No	58X
Mutual aid assistance agreements are in place	Yes/No	Yes	58X
Emergency response plans address a substantial loss of local public safety response capabilities during catastrophic events	Yes/No	No	48X
A record of deficiencies from plan review is completed within 90 days of review	Yes/No	No	58X

TCL Dashboard | Init. Dashboard | **TCL 1** | TCL 2 | TCL 3 | TCL 4 | TCL 5 | TCL 6 | TCL 7



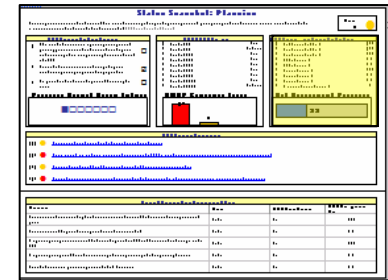
Capability Preparedness Measure and Metrics



Capability Preparedness Measures and Metrics			
Measure	Metric	NCR Metric Value	NCR Completion Pct.
Plans are reviewed annually and updated as necessary in accordance with Federal, state, and local regulations and policies	Yes/No	Yes	75%
Plans are consistent with designated local, regional, State, and national standards	Yes/No	Yes	90%
Emergency response plans are consistent with the National Response Plan (NRP) and National Incident Management System (NIMS)	Yes/No	Yes	95%
Plans are exercised and/or evaluated according to applicable standards	Yes/No	Yes	50%
Improvement actions from after action reports and lessons learned are resolved within 90 days or incorporated into a schedule for completion	Yes/No	Yes	25%
A strategic plan for protecting against, responding to, and recovering from a natural disaster or terrorist attack has been developed	Yes/No	Yes	100%
Continuity of operation plans (COOP) that describe how personnel, equipment, and other resources will support private recovery are developed	Yes/No	No	50%
Mutual aid assistance agreements are in place	Yes/No	Yes	90%
Emergency response plans address a substantial loss of local public safety response capabilities during catastrophic events	Yes/No	No	40%
A record of deficiencies from plan review is generated within 30 days of review	Yes/No	No	30%



HIRA recommendation ratings

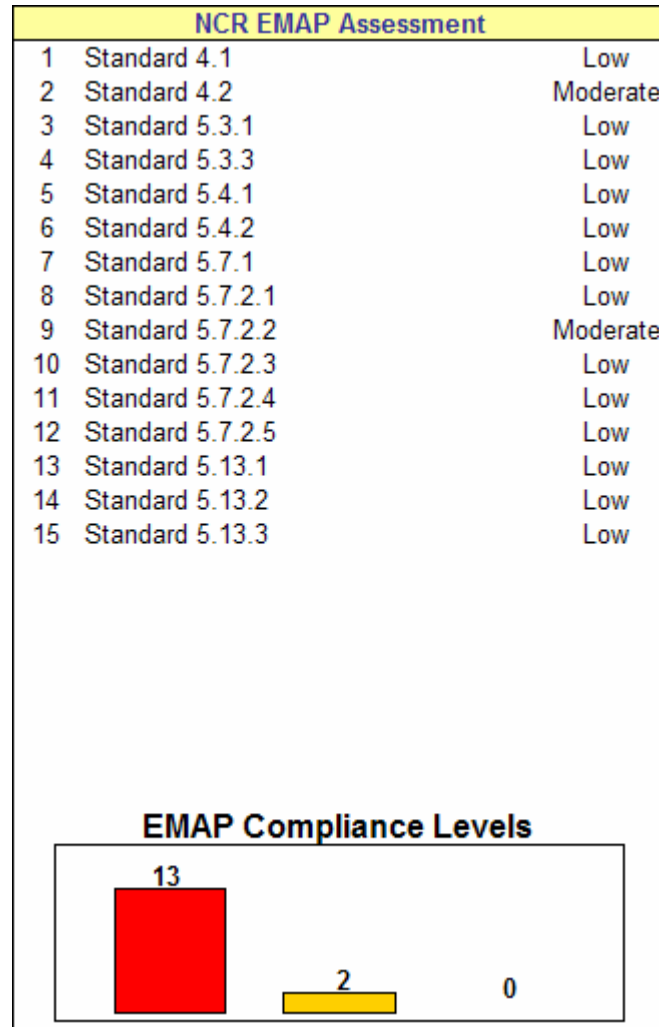
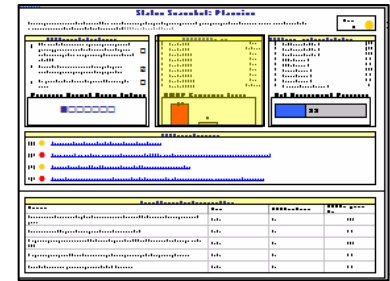


HIRA Recommendations [Click for Details]		
1	High People/High Assets #5	15%
2	Low People/High Assets #2	15%
3	Low People/Low Assets #1	75%
4	Risk Reduction #3	50%
5	Risk Reduction #4	50%
6	General Mitigation #4	75%
7	General Mitigation #5	50%
8	General Mitigation #6	30%
9	Emergency Services Mitigation #1	0%
10	Emergency Services Mitigation #5	75%
11	Emergency Services Mitigation #10	50%
12	Telecommunications Mitigation #2	20%
13	Energy Mitigation #4	0%
14	Transportation Mitigation #2	20%
15	Public Health Mitigation #3	25%
16	Next Steps #1	0%
17	Next Steps #2	50%
18	Next Steps #3	25%
19	Next Steps #4	0%
20	Next Steps #5	75%
21	Next Steps #6	0%

Risk Assessment Progress	
<div style="width: 33%; background-color: blue; height: 20px;"></div>	33%



NCR compliance measures



DHS Nationwide Plan review progress








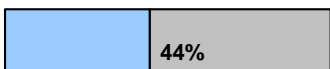



















State Number: 112

Category	Count	Percentage
Not Reviewed	0	0%
In Progress	1	100%
Complete	0	0%
Not Started	0	0%
Cancelled	0	0%
Other	0	0%

Category	Count	Percentage
Not Reviewed	0	0%
In Progress	1	100%
Complete	0	0%
Not Started	0	0%
Cancelled	0	0%
Other	0	0%

DHS Nationwide Plan Review	
1	The majority of the Nation's current emergency operations plans and planning processes cannot be characterized as fully adequate, feasible, or acceptable to manage catastrophic events as <input type="checkbox"/>
2	States and urban areas are not conducting adequate collaborative planning as a part of "steady state" preparedness. <input checked="" type="checkbox"/>
3	Assumptions in Basic Plans do not adequately address catastrophic events. <input type="checkbox"/>
4	Basic Plans do not adequately address continuity of operations and continuity of government. <input type="checkbox"/>
5	Significant weaknesses in evacuation planning are an area of profound concern. <input type="checkbox"/>
6	Resource Management Annexes do not adequately describe in detail the means, organization, and process by which States and urban areas will find, obtain, allocate, track, and distribute resources to meet operational needs. <input type="checkbox"/>
7	Plans should clearly define resource requirements, conduct resource inventories, match available resources to requirements, and identify and resolve shortfalls. <input type="checkbox"/>
Progress Against Review Findings	



Strategic Initiative Rollup			
Initiative	Rating	Milestone Completion	
 1.1.1 Develop and periodically update the Strategic Plan and related processes.		 50%	
1.1.2 Document and implement the components and sequence of the NCR homeland security regional planning process, incorporating results of lessons learned.		 13%	
 1.2.1 Design and conduct a risk-based threat analysis to identify and address gaps in regional preparedness.		 44%	
 1.2.2 Establish a requirements generation and prioritization process that addresses needs of all practitioners.		 0%	
 1.3.1 Establish regional oversight and accountability function with appropriate tools and resources for performance transparency.		 31%	
1.3.2 Develop investment lifecycle planning approach to ensure infrastructure and resources are available to support multi-year operational capabilities.		 0%	
 2.1.1 Establish regional protocols and systems for developing and distributing emergency information to all NCR populations.		 20%	
 2.1.2 Develop and sustain multi-year education campaigns to provide all the public (residents, workers, and visitors) with preparedness information.		 25%	
2.2.1 Identify and develop opportunities and resources for stakeholder partnerships to broaden participation in public disaster preparedness.		 0%	
 2.2.2 Increase civic involvement and volunteerism in all phases of disaster preparedness.		 59%	

Note: This slide illustrates only the first 10 of 37 Initiatives included in the full dashboard



Strategic Initiative Snapshot

1.2.1: Design and conduct a risk-based threat analysis to identify and address gaps in regional preparedness

Priority Initiative

Rating:



Develop a methodology for identifying and assessing security risks in the NCR, using a scenario-based risk and threat assessment consistent with HSPDs 7 and 8. Conduct the analysis using the methodology to identify risks due to gaps in preparedness. Develop, prioritize, and select the appropriate risk countermeasures to remedy identified gaps.

Strategic Planning Milestones

Milestone	Target Date	Progress	
1 Risk analysis requirements defined	September 2006	100%	<div style="width: 100%; height: 10px; background-color: blue;"></div>
2 Potential methodologies documented and evaluated	September 2006	75%	<div style="width: 75%; height: 10px; background-color: blue;"></div>
3 Approach selected and adapted	October 2006	75%	<div style="width: 75%; height: 10px; background-color: blue;"></div>
4 Risk analysis design approved	October 2006	75%	<div style="width: 75%; height: 10px; background-color: blue;"></div>
5 Scenarios developed	November 2006	75%	<div style="width: 75%; height: 10px; background-color: blue;"></div>
6 Threat, vulnerability and impact quantified	December 2006	0%	<div style="width: 0%; height: 10px; background-color: blue;"></div>
7 Potential countermeasures identified	January 2007	0%	<div style="width: 0%; height: 10px; background-color: blue;"></div>
8 Validated countermeasures completed and costed	February 2007	0%	<div style="width: 0%; height: 10px; background-color: blue;"></div>
9 Countermeasures ranked and selected for action	March 2007	0%	<div style="width: 0%; height: 10px; background-color: blue;"></div>

UASI-Funded Projects

Completed Projects	Year	Funded
1 ETOP Gap Analysis To identify emergency response-related training gaps for the NCR public safety community by comparing existing standards to actual performance-based response competencies. And to develop a priority-based training plan template by discipline and by jurisdiction for the same community that is compliant with all relevant HSPD, Federal, State and Local policies and requirements.	2004	\$900,000
2 EMAP Project (Partial) Measure the status of current capabilities in the NCR against the established EMAP Standards, identify and prioritize future improvement activities, and provide a strategic framework for resource allocation.	2004	\$745,000
Total Projects: 2		Total Completed Funding: \$1,645,000

