

CHESAPEAKE BAY PROGRAM UPDATES

Funding Priorities

Karl Berger, COG staff

CBPC Meeting
Jan. 21, 2022



Increased Federal \$ for Bay Program

- Under the new federal infrastructure bill, Bay Program slated to receive additional \$47.6 million/year over 5 years
 - Total increase of \$238 million, or 56 %
 - Will raise EPA's annual Bay Program budget to \$138.1 million/year
 - Will allow for significant increases in staffing, projects, assistance to states
- Are there COG region priorities for how to spend this increased funding?

Recommendations based on WRTC feedback

Federal \$ for CBP: WRTC Recommendation

Recommended Science Priorities

- Increase monitoring efforts
 - Increase in shallow water monitoring
- Increase targeted research and monitoring efforts, including:
 - Sources of nitrogen in urban areas
 - Water quality benefits of measures to reduce urban flooding
- Continue work to support BMP implementation, including:
 - Identification of dual action BMPs effective for quality and quantity control
 - Specifications for effective reforestation of the stream buffer following restoration
- Continue support for high resolution land use analysis

Federal \$ for CBP: WRTC Recommendation

Recommended Policy Priorities:

- Assist the sectors (Urban, Ag, and Septic) that have difficulty reaching the 2025 Bay reduction goals
- Provide more funding for the largest pollution sources with the least current funding (agriculture in PA)

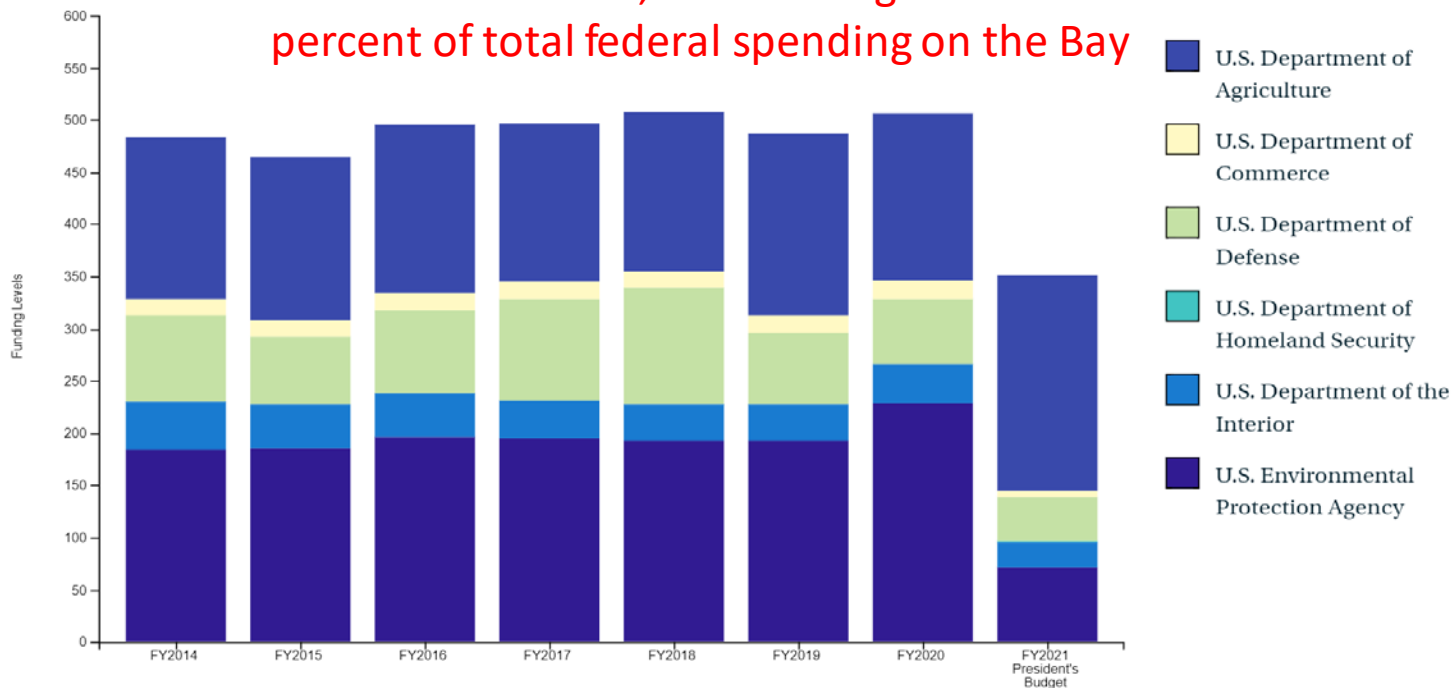
Overall Federal Spending on Bay Program

Federal Agency Spending for Watershed Restoration (Fiscal Year 2014-2021)

Funding Levels Reported in Millions of Dollars

[VIEW CHART](#) [VIEW TABLE](#)

From FY 14 – FY 20, EPA funding was 40 percent of total federal spending on the Bay



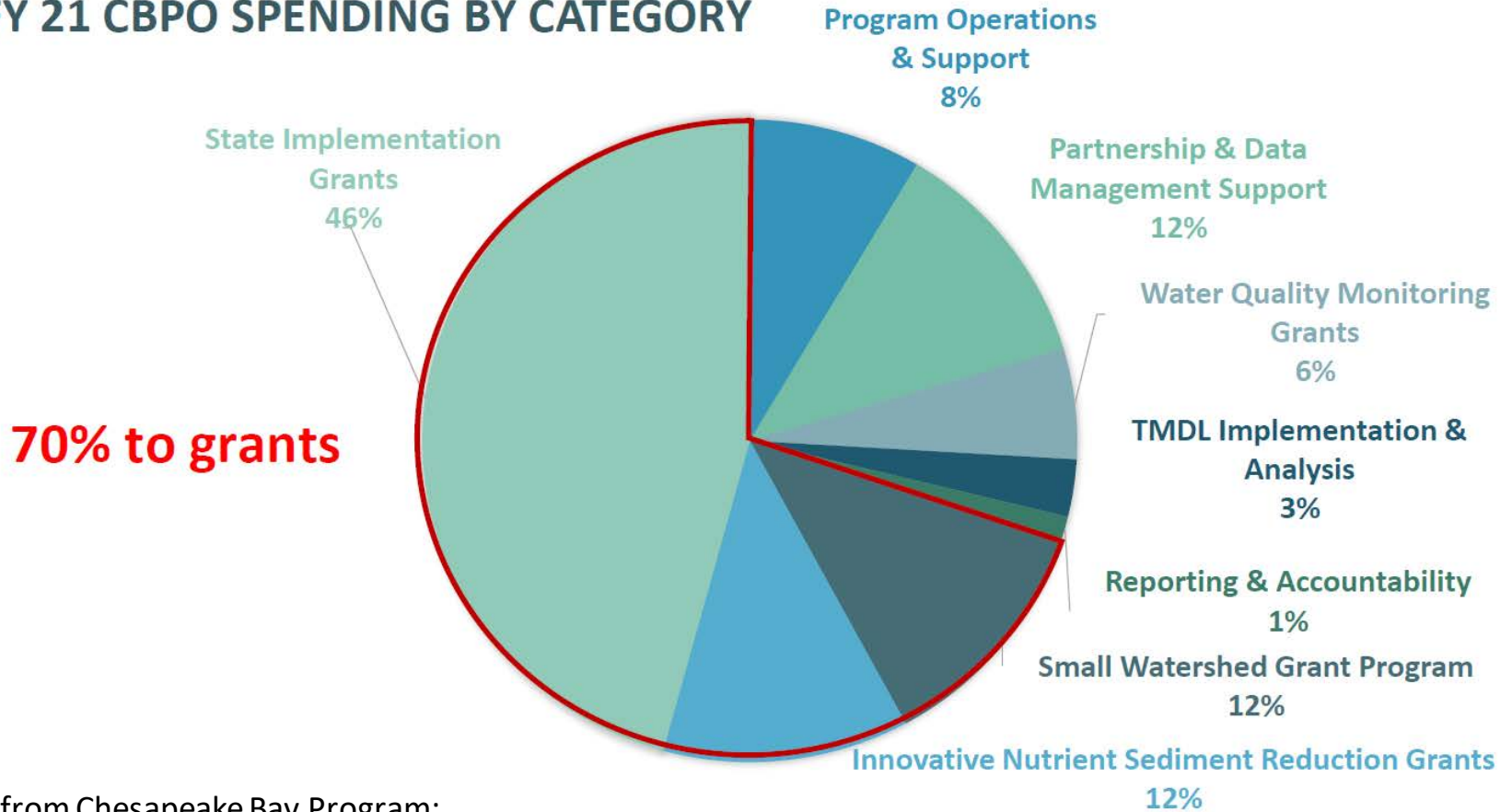
Data from Chesapeake Bay Program:

<https://www.chesapeakeprogress.com/funding>



EPA Spending by Category

FY 21 CBPO SPENDING BY CATEGORY



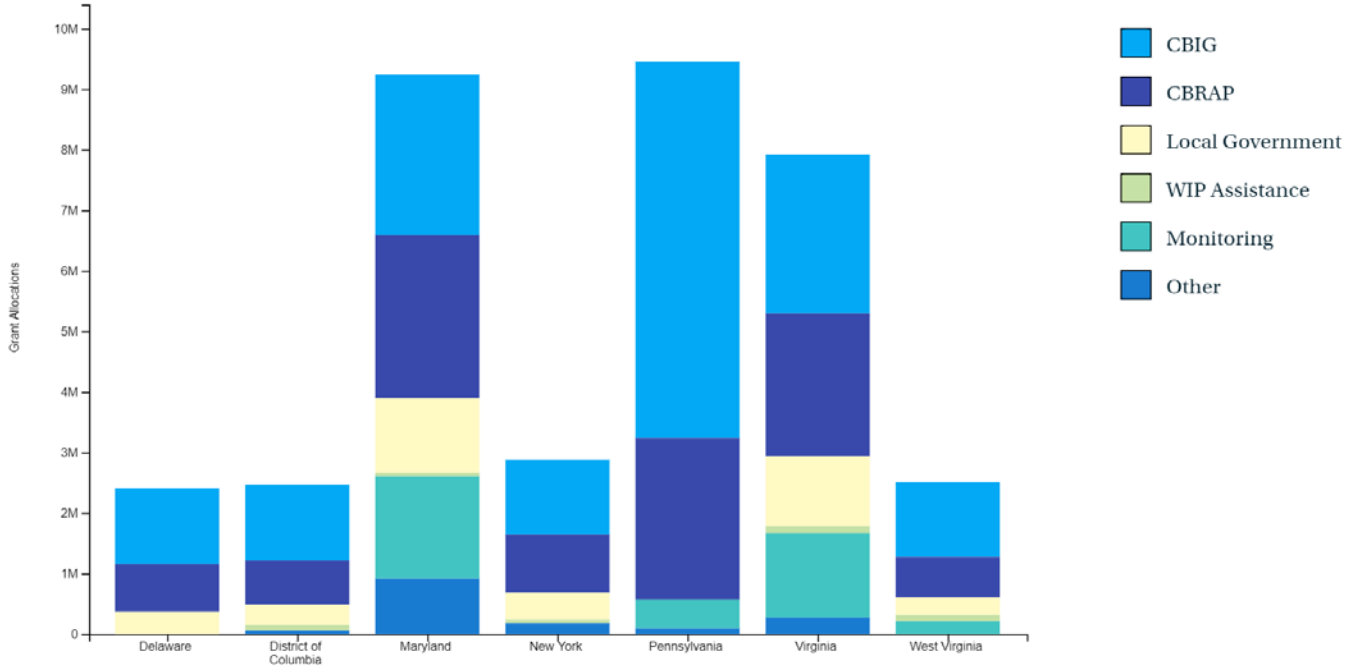
Data from Chesapeake Bay Program:
[November 2021 PSC budget presentation](#)



EPA Spending by State

State Grant Allocations from the U.S. Environmental Protection Agency (Fiscal Year 2020)

[VIEW CHART](#) [VIEW TABLE](#)



EPA spending about the same between MD, PA and VA

Data from Chesapeake Bay Program:

<https://www.chesapeakeprogress.com/funding>



Metropolitan Washington
Council of Governments

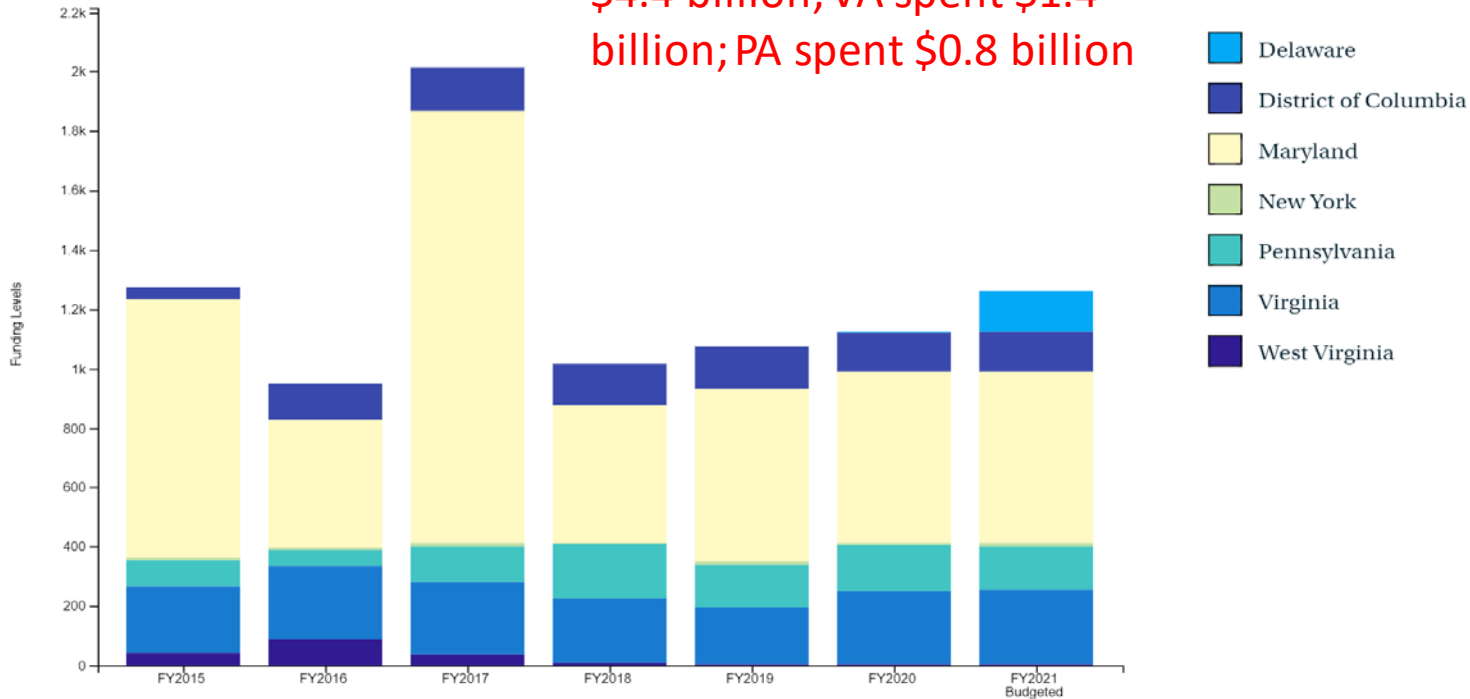
State Spending on Bay Program

State Program Spending for Watershed Restoration (Fiscal Year 2015-2021)

Funding Levels Reported in Millions of Dollars.

[VIEW CHART](#) [VIEW TABLE](#)

From FY 15 – 20, MD spent \$4.4 billion; VA spent \$1.4 billion; PA spent \$0.8 billion



Data from Chesapeake Bay Program:

<https://www.chesapeakeprogress.com/funding>



Decisions on Potential CBPC Letter

Support Recommended Science Priorities

- Increase monitoring efforts
- Increase targeted research and monitoring efforts
- Continue work to support BMP implementation
- Continue support for high resolution land use analysis

Support Recommended Policy Priorities

- Assist the sectors (Urban, Ag, and Septic) that have difficulty reaching the 2025 Bay reduction goals
- Provide more funding for the largest pollution sources with the least current funding (agriculture in PA)

Karl Berger

Environmental Planner

kberger@mwkog.org

202-987-3233

mwkog.org

777 North Capitol Street NE, Suite 300

Washington, DC 20002



Metropolitan Washington
Council of Governments