

Climate, Energy and Environment Policy Committee

CLIMATE AND ENERGY ACTION WORKPLAN

2011 PROGRESS REPORT



Metropolitan Washington Council of Governments

Department of Environmental Programs



FINAL May 2012

2011 CLIMATE, ENERGY AND ENVIRONMENT (CEEPC) MEMBERS

District of Columbia

Mary Cheh (CEEPC Vice Chair), District of Columbia (Council)

Alternates – V. Davis Zvenych and Tom Moir
Harriet Tregoning, District of Columbia (Executive)

Maryland

Henri Gardner, City of Bowie

Robert Catlin, City of College Park

Alternate – Christine Nagle

Blaine R. Young, Frederick County

Alternate – Hilary Varnadore

Ryan Spiegel, City of Gaithersburg

Alternate, Mike Sesma

Judith “J” Davis, City of Greenbelt

Alternate – Leta Mach

Roger Berliner (CEEPC VICE Chair), Montgomery County (Council)

Bob Hoyt, Montgomery County (Executive)

Alternate – Stan Edwards

Mary Lehman, Prince George’s County (Council)

Samuel Moki, Prince George’s County (Executive)

John Britton, City of Rockville

Alternate – Bridget Newton

Fred Schultz, City of Takoma Park

Virginia

Del Pepper, City of Alexandria

Jay Fiset, Arlington County (CEEPC Chair)

Steve Stombres, City of Fairfax

Penelope Gross, Fairfax County

Kambiz Agazi, Fairfax County

Johannah Barry, City of Falls Church

Alternate – David Snyder

Andrea McGimsey, Loudoun County

Jonathan Way, Manassas City

Martin Nohe, Prince William County

Alternate – Michael May

State, Environment, Energy and Transportation Agencies

Christophe A.G. Tulou, District Department of Environment

Alternate – Brendan Shane

Dr. Teresa Lawrence, District Office of Energy

Terry Bellamy, District Department of Transportation

Alternates – Faisal Hameed and Austina Casey

Bob Summers, Maryland Department of Environment

Alternates – Luke Wisniewski and Renee Fizer

Malcolm Woolf, Maryland Energy Administration

Alternate – Ian Hines

Beverly Swaim-Staley, Maryland Department of Transportation

Alternates – Howard Simons and Lyn Ericson

Doug Domenech, Virginia Natural Resources/Environment

Alternate – Maureen Matsen

Conrad Spangler, Virginia Department of Mines, Minerals and Energy

Sean Connaughton, Virginia Transportation

Alternates – Garrett Moore and Renee Hamilton

State Legislatures

Alfred C. Carr, Jr., Maryland House of Delegates

Adam Ebbin, Virginia House of Delegates

Chap Peterson, Senate of Virginia

Public Advisory Committee

Caroline Petti, Air and Climate Public Advisory Committee

Federal and Regional Agencies

Dale Medearis, Northern Virginia Regional Commission

Alternate – Aimee Vosper

Bucky Green, EPA Sustainable Facilities Branch

Julia Koster, National Capital Planning Commission

Alternate – Diane Sullivan

Electric and Gas Utilities

Kim Watson, PEPCO

Ann Loomis, Dominion Virginia Power

Melissa Adams, Washington Gas

Environmental/Non-Profits

Caroline Keicher, Institute for Market Transformation

Julie Locascio, Sierra Club

Lise Van Susteren, M.D., Chesapeake Climate Action Network

Alternate – Josh Foster

Business

Bob Grow, Greater Washington Board of Trade

Stephen Pattison, Maryland Clean Energy Center

Alternate – Katherine Magruder

Suseel Indrakanti, Cambridge Systematics

Academic

Dr. Mark Starik, George Washington University

Alternate – Howard Ways, UDC

Dr. Dan Sklarew, George Mason University

Alternate – Dr. Kris Wernstedt, Virginia Institute of Technology

At Large

Samuel Parker, Maryland-National Capital Parks and Planning Commission – Prince Georges County

Alternate – Lindsay Smith

Jeff Platenberg, Loudoun County Public Schools

Donald Briggs, Frederick County Sustainability Commission

MESSAGE FROM THE CHAIRMAN

The Climate, Energy and Environment Policy Committee (CEEPC) works to ensure that the metropolitan Washington region meets the goals established in the 2008 *National Capital Region Climate Change Report* and *Region Forward*. As chairman of CEEPC, I am proud of the leadership the region has shown on addressing climate and energy issues.

Adopted in early 2010, CEEPC's 2010-2012 Climate and Energy Action Workplan contains a substantial number of aggressive measures and goals to reduce greenhouse gas emissions and energy use in the region. In a few short years, the region had several accomplishments including the following:



- Over 50 percent of local governments developing a greenhouse gas inventory for government operations by 2010.
- Over 1,000 grid-connected renewable energy systems operating in the region by 2010
- Sending 62 local government representatives to the 2010 International Code Council Final Action Hearing to support the adoption of 30 percent more stringent building codes.
- Over 35 percent of local governments implementing a community energy challenge by 2011.
- Over 30 percent of local governments adopting a green fleet policy by 2011.
- Hosting over 15 special events in 2011 on greenhouse gas inventories, green building, community energy planning, renewable energy, climate adaptation, and electric vehicles.

In 2011, CEEPC adopted an updated Workplan to reflect and set goals for emerging issues, such as integrated community energy solutions. Workshops, tours and studies were completed in 2011 to advance implementation of district energy systems, combined heat & power, and microgrids.

Another exciting initiative is electric vehicle planning. Electric vehicles are already hitting the market and have shown encouraging sales in the region. The vehicles support clean air and cleaner energy. In 2011, two Electric Vehicle Workgroups were established to address electric vehicle policy and infrastructure.

I would like to thank our local governments, regional partners and stakeholders for continuing their momentum that has been generated towards reaching all of our regional climate and energy goals. This is a challenging time and we are making very good progress toward achieving our sustainability vision for the region as laid out in *Region Forward*.

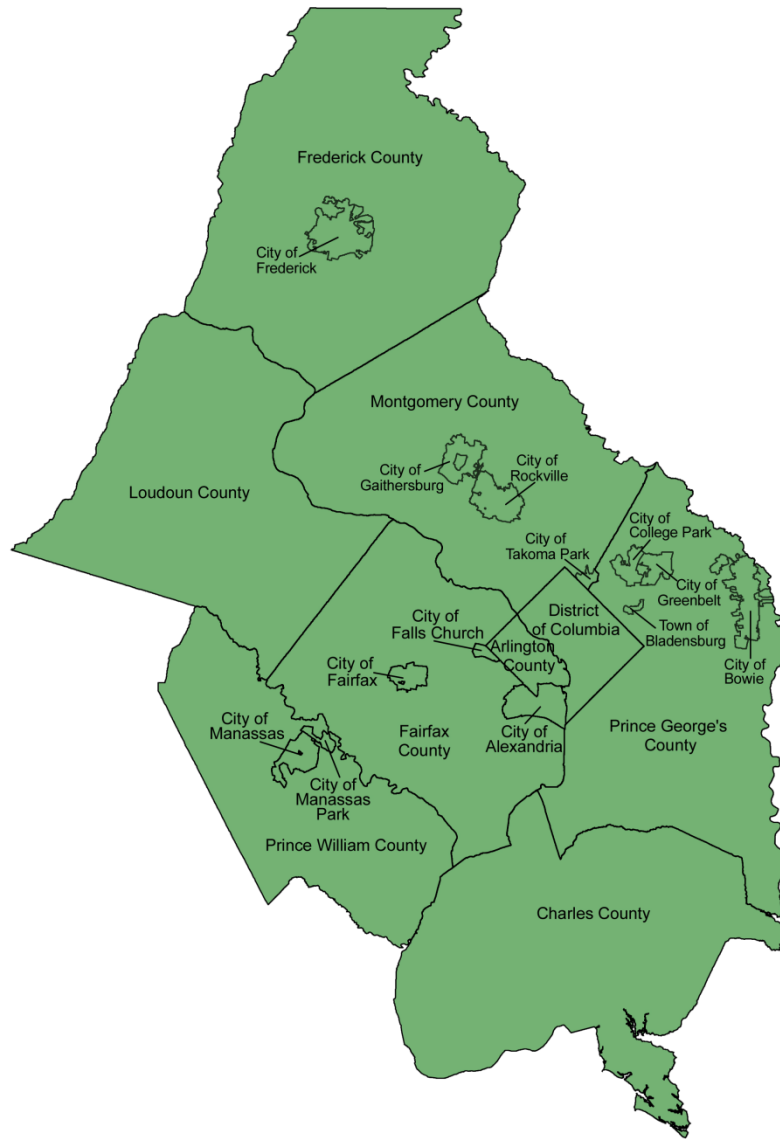
A handwritten signature in black ink that reads "Jay Fiset". The signature is fluid and cursive, with a long horizontal line extending from the end of the name.

Jay Fiset, Chair
Climate, Energy and Environment Policy Committee

METROPOLITAN WASHINGTON COUNCIL OF GOVERNMENTS

The Metropolitan Washington Council of Governments, known as COG, is an independent, nonprofit association comprised of elected officials from 22 local governments*, members of the Maryland and Virginia state legislatures, and members of the U.S. Congress.

Founded in 1957, COG has helped develop regional solutions to such issues as the environment, affordable housing, growth and development, public health, child welfare, public safety, homeland security, and transportation.



Region Forward

In 2010, COG and its member local governments in metropolitan Washington adopted *Region Forward*, a vision plan for building an accessible, sustainable, prosperous, and livable future. With measurable goals and targets in areas ranging from the provision of affordable housing to increased transit usage to reduce greenhouse gas emissions, *Region Forward* guides COG's work. Together with the *National Capital Region Climate Change Report*, from which *Region Forward* draws its climate and energy related goals, this plan is the foundation for COG's efforts to build a sustainable metropolitan Washington region.



**Charles County joined COG in 2012 and will be included in the 2012 Progress Report.*


CLIMATE, ENERGY AND ENVIRONMENT POLICY COMMITTEE

The Climate, Energy and Environment Policy Committee (CEEPC) was created in 2009 by the COG Board of Directors to provide leadership on climate change, energy, green building, alternative fuels, solid waste and recycling issues and to help support area governments as they work together to meet the goals outlined in the *National Capital Region Climate Change Report*.

The committee includes representatives from COG's member governments, state environmental, energy, and transportation agencies, state legislatures, the Air and Climate Public Advisory Committee (ACPAC), federal and regional agencies, electric and gas utilities, environmental organizations, business organizations and members of the academic community. Several sub-committees, such as the Intergovernmental Green Building Group (IGBG), the Energy Advisory Committee (EAC), and ACPAC, provide essential input and support to CEEPC and the regional climate and energy goals.

National Capital Region Climate Change Report

The *National Capital Region Climate Change Report* examined potential climate change impacts on our region, evaluated mitigation strategies focused on building energy conservation, transportation system management, land use, use of renewable energy, adaptation, and outreach and education. The report, adopted by the COG Board of Directors in November 2008, proposes significant short-term, medium term and long-term greenhouse gas (GHG) reduction goals for the region. The report's regional GHG emissions reduction goals include 10 percent below business as usual by 2012, 20 percent below the 2005 levels by 2020 and 80 percent below 2005 levels by 2050.



2010 – 2012 Regional Climate and Energy Action Workplan and Annual Progress Report

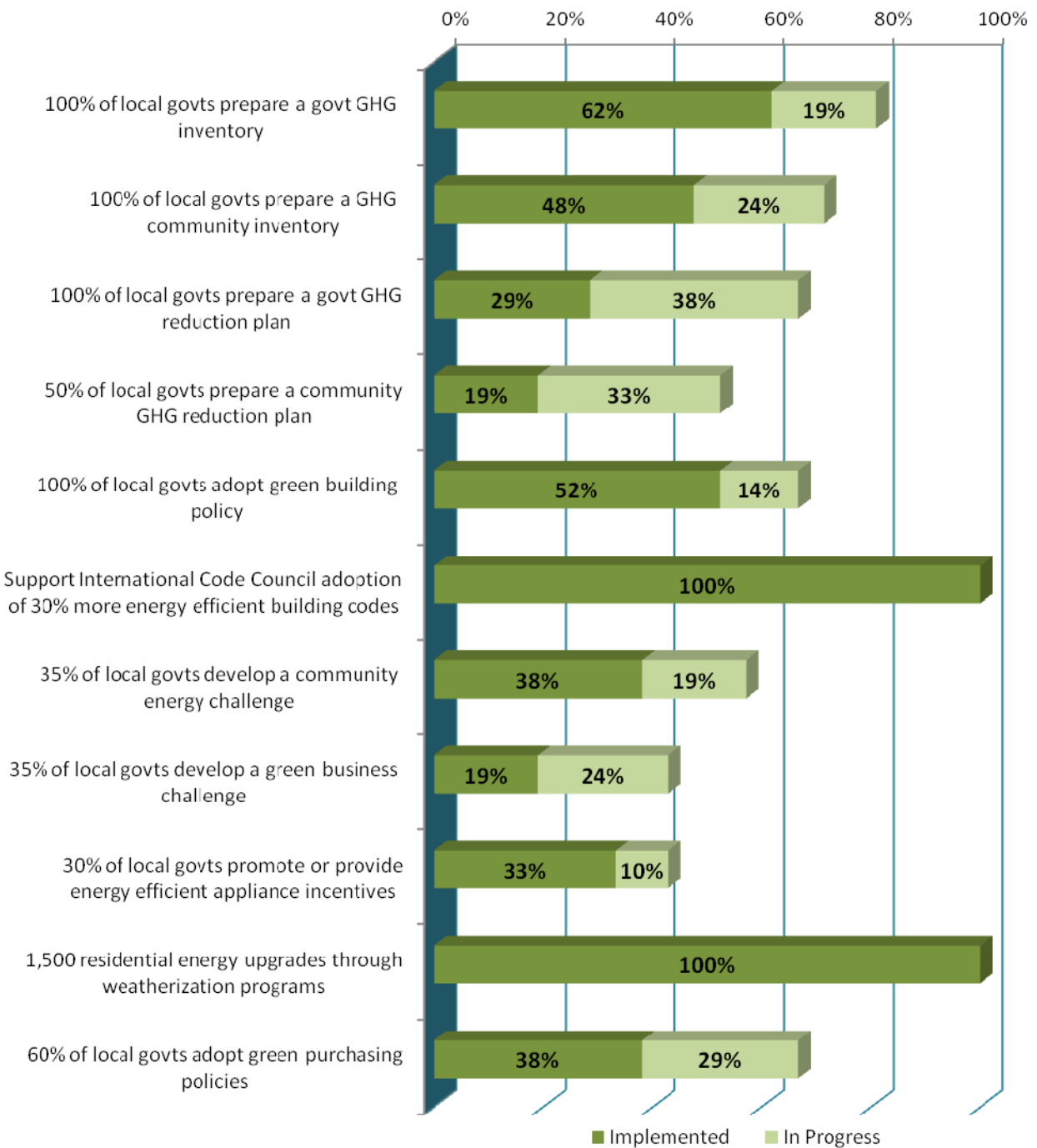
In January 2010, CEEPC adopted the 2010-2012 Regional Climate and Energy Action Workplan (Workplan) which identifies short term goals and action items to meet the regional GHG emissions reduction goals identified in the *National Capital Region Climate Change Report*. CEEPC updates the Workplan and selects priorities each year. Priorities for 2011 include community energy planning, community-wide plans to reduce GHG emissions, climate adaptation, and tree canopy planning.

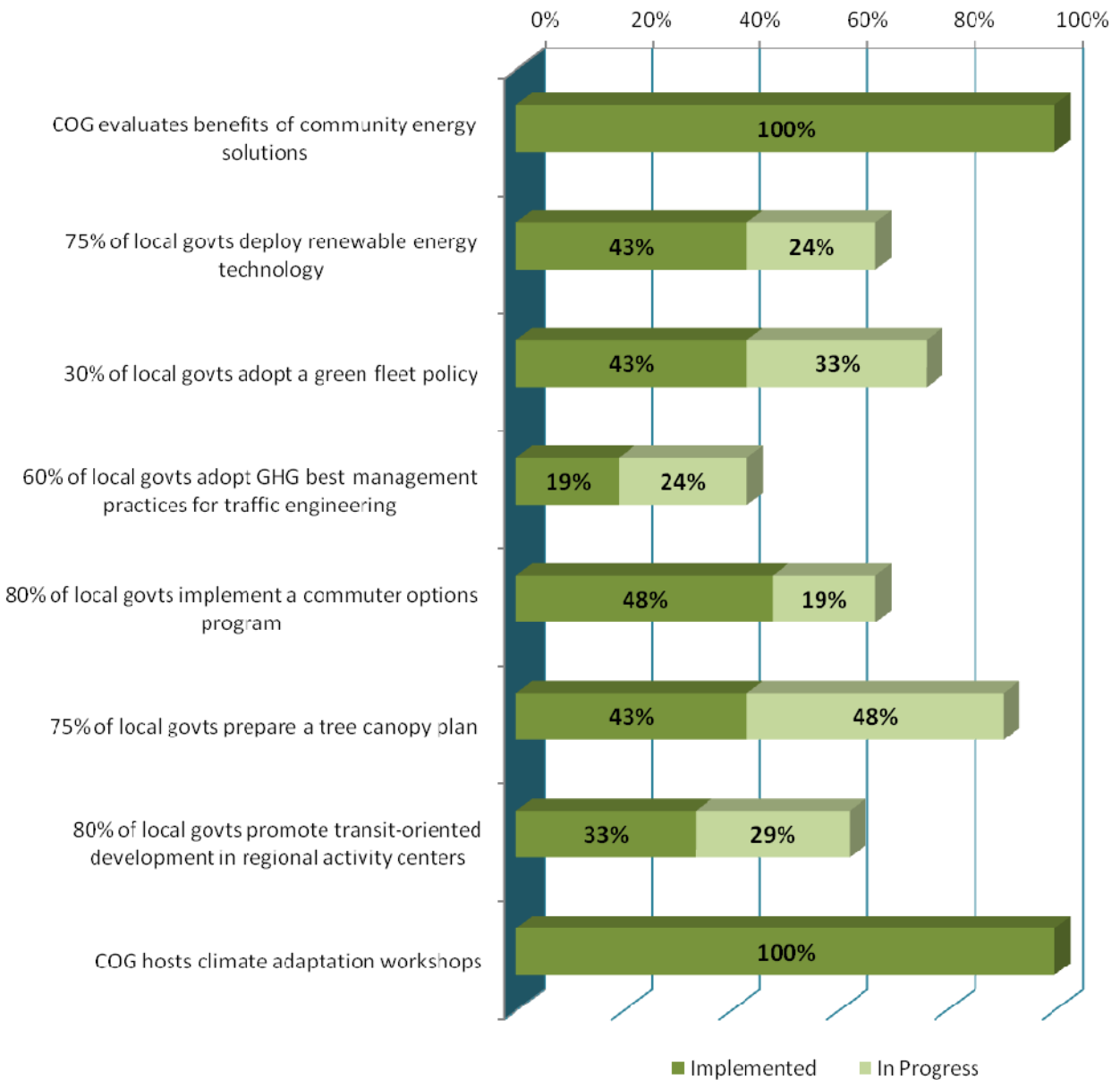
This document is the second annual progress report to track the region's progress toward meeting the goals CEEPC adopted in the Workplan. A survey process was established to track progress and local governments, school districts, and utilities were surveyed. Twenty-one local governments in the region were surveyed in January 2012 and 20 responded. Results reported for the 2010 Progress Report were incorporated into this report for the one local government that did not respond. Nine out of the 12 school districts surveyed responded.* The local government progress toward regional goals reported in this document reflects the self-reported results from the returned surveys.

*Charles County joined COG in 2012 as the 22nd member and its school district is the 13th. They were not surveyed for this report but will be surveyed for the 2012 Progress Report.

PROGRESS ON 2011 REGIONAL GOALS

The 2010 - 2012 Regional Climate and Energy Action Workplan identifies goals for COG, local governments and other sectors to achieve by 2011. The chart below summarizes many of the 2011 regional goals and progress towards achieving those goals and the following discussion describes some activities that have assisted in that progress.





Greenhouse Gas Emission Inventories

The 2011 regional goals for GHG inventories are for 100 percent of COG member local governments to prepare GHG inventories for both government operations and community-wide emissions. Currently, 81 percent of local governments in the region have completed or are in progress on the government inventory and 72 percent have completed or are in progress on the community inventory.

In order to support local governments in their efforts to develop their GHG inventories COG hosted the ICLEI – Local Governments for Sustainability Greenhouse Gas Inventory Training on Feb. 17, 2011. Participants learned how to conduct government operations and community greenhouse gas inventories and received hands-on training for the Clean Air and Climate Protection (CACP) inventory software.

Green Building

Currently, 66 percent of local governments have adopted or are in progress on a green building policy for public and private buildings. The goal is for 100 percent of local governments to have a policy.

COG supports local government green building efforts in a variety of ways. In April 2011, COG arranged tours for the Energy Advisory Committee (EAC), the Intergovernmental Green Building Group (IGBG), and other stakeholders including a tour of World Resource Institute's (WRI) green roof and labyrinth as well as the U.S. Green Building Council's (USGBC) LEED for Neighborhood Development (LEED-ND) - Neighborhoods Go Green! Exhibit.

On May 5, 2011 COG held The Green Building for Energy Savings and Climate Protection Workshop. The workshop provided information about advanced green building tools and on effective strategies for applying them to reach energy reduction and climate protection goals. Major issues discussed include the nexus between green building, energy and climate protection; the trend to address not only new infrastructure but also existing buildings; and the evaluation of the impact of green building strategies.



LEED – ND Go Green Exhibit (Source: www.usgbc.org)



WRI green roof (Source: www.apabuilding.com)

Local Government Highlight

- The City of Alexandria's website includes a green building resource center. It's an online clearinghouse for citizens and businesses to learn how to design, build and maintain green living and work spaces.

Energy Efficiency Appliance Incentive

The regional goal for energy efficiency appliance incentives is for 30 percent of local government to offer an incentive or promote a state incentive. Survey results show that 33 percent of local governments are currently offering or promoting incentives and another 10 percent are in progress on this measure. Some of the local government efforts are highlighted below.

Local Government Highlights

- The City of College Park publicizes state incentive programs on the City's website.
- The District of Columbia provided 1,811 rebates with \$338,636.41 of the American Recovery and Reinvestment Act (ARRA) funds.
- Montgomery County has launched a rebate program and is expected to award over 850 homes and businesses with energy efficiency rebates, including appliance rebates, through ARRA funding.
- The City of Rockville promotes state, county and Pepco incentives to residents and businesses.

Green Business Challenge

Forty-three percent of local governments are implementing or in progress on a green business challenge. The regional goal is for over 30 percent to implement a challenge by 2011. Below are examples of green business challenges in the region.

Local Government Highlights

- More than 30 businesses have been certified through the Montgomery County Green Business Certification Program. Separate certification checklists are offered for owners and tenants. Both checklists address organizational commitment, waste reduction, environmental purchasing, energy efficiency and renewable energy, runoff and water use, pollution prevention and transportation.
- More than 60 local businesses registered for the 2011 Loudoun County Green Business Challenge and winners were recognized at a Green Gala in the fall. Scorecards are available for home-based, leased/rented space, and commercial property businesses. Each scorecard is divided into five categories including education and outreach, energy, transportation, waste and water.
- The Arlington County Green Games began in 2011 with more than 100 buildings and offices participating in a year-long competition to reduce waste, energy and water use and set other environmental goals. Green Games participants realized a collective savings of \$2 million and prevented the release of 10,000 tons of CO₂, or the equivalent of taking 1,996 passenger vehicles off the road for one year.

Community Energy Planning


COG formed an Integrated Community Energy Solutions Task Force in 2010. The task force was created in response to requests from members for support in the area of community energy planning and deployment of energy solutions such as combined heat/power, district energy systems, and microgrids. The main priorities identified by the task force included a database of existing sites operating in the region, study tours to learn more about the technology deployed, information on best practices for state and local policies to facilitate clean energy solutions, and information on the costs and benefits of the leading technologies involved.

COG organized several events in 2011 to move forward on the priorities of the task force. On January 26, 2011, COG held the Integrated Community Energy Solutions Workshop: Advancing Clean Energy Solutions in the Metropolitan Washington Region. The purpose of the workshop was to define district energy, to present case studies in Denmark and the U.S., to identify strategic issues critical to community energy planning in the region, and to discuss the potential for a regional community energy strategy. COG arranged study tours of community energy projects active in the region including the University of Maryland campus energy plant, the U.S. Department of Agriculture White Oak facility, and U.S. General Services Administration (GSA) central plant in Washington, D.C.

In addition, on November 14th, COG co-sponsored a community energy forum in Arlington and on December 14th, COG co-hosted a workshop with the Northern Virginia Regional Commission (NVRC) and the Urban Land Institute (ULI) on Opportunities for District Energy in Virginia.



COG tour of White Oak combined heat/power and district energy facility.



COG tour group of the GSA Central Plant in Washington, D.C.

With funding from the Metropolitan Washington Air Quality Committee (MWAQC), COG awarded a contract to FVB to support the task force. The statement of work included support for identification of current local policies and programs with recommendations for potential changes to facilitate new clean energy. It also included a task to develop information on the costs and benefits of available clean energy resources as well as the business case for select approaches. FVB final reports were delivered in December 2011.

Local Government Highlight

- The Arlington County Board accepted a Community Energy and Sustainability Task Force Report in May 2011. In 2012, the County Manager will present the Board with a draft Community Energy Implementation Work Plan, a draft energy element for the Comprehensive Plan, and a recommended public review process. Arlington is also co-funding an effort to create an Integrated Energy Master Plan in Crystal City by mid-2012 that is considering energy efficiency needs and the feasibility of district energy.

Renewable Energy

In 2011, one regional renewable energy goal is for 75 percent of local governments to deploy renewable energy on government property. Currently, 67 percent of local governments have deployed or are in progress on deploying renewable energy. The figure on the following page represents some of the local government renewable energy projects in the region.

To help reach regional renewable energy goals COG has helped organize a large cooperative solar purchase in the region through the U.S. Environmental Protection Agency (EPA) Green Power Partnership's Clean Energy Collaborative Procurement Initiative. This initiative provides a collaborative platform for deploying clean energy technologies across multiple government and educational organizations for maximum impact on installed solar system capacity, local economic activity, and the regional environment. EPA paid for 170 on-site solar feasibility surveys in the region during 2011 and joint procurement is anticipated in 2012.



A Solar Workshop was held on October 6, 2011 to address ways to reach regional goals, barriers, financing, and solar technology. COG held the workshop in partnership with the American Planning Association, International City/County Management Association, ICLEI-Local Governments for Sustainability and National Association of Regional Councils (NARC) through their Solar America Communities Outreach Grant. Solar America Communities is a U.S. Department of Energy (DOE) program designed to increase the use and integration of solar energy in communities across the United States.



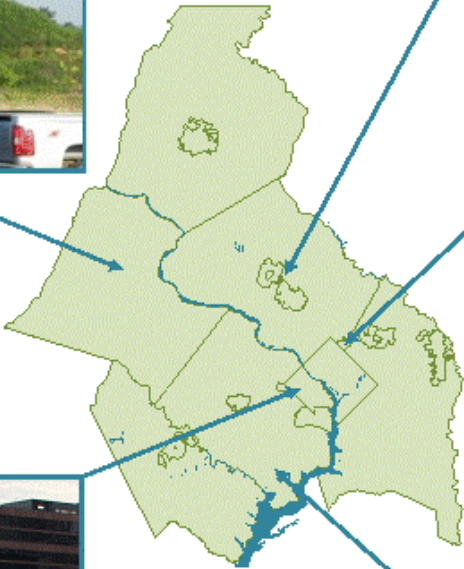
Local Government Renewable Energy Project Highlights

The Montgomery County Shady Grove Transfer Station has 1,248 solar panels that produce 280 kilowatts, or about 30% of the facility's energy needs. (Source: www.montgomerycountymd.gov)

Loudoun County's Harmony Park and Ride at Scott Jenkins Memorial Park features 48 solar arrays, LED lights and charging stations for electric vehicles. (Source: www.leesburg2day.com)



Arlington County Central Library's 60 kilowatt solar panel system consists of 250 panels - each capable of producing a maximum of 240 watts. (Source: Arlington County)



The City of Takoma Park has installed 94 kilowatts of solar panels on city facilities, including the community center and public works facility. (Source: www.gazette.net)



Fairfax County's Noman M. Cole, Jr. Pollution Control Plant replaced four standard 25 horsepower mixers with a solar mixer that is saving about \$40,000 a year in energy costs. (Source: Fairfax County)

Green Fleet Policies

The 2011 regional goal for green fleets is for 30 percent of local governments to have a green fleet policy. This regional goal has been accomplished with 43 percent of local governments having a green fleet policy. In addition, a combined 76 percent of local governments are implementing or in progress on a green fleet policy. Several examples of green fleet policies and programs are highlighted below.

Local Government Highlights

- The City of Bowie has adopted a hybrid vehicle purchasing policy.
- The City of Falls Church "Green Fleet" policy was adopted in 2008 with the goal to reduce air pollution and greenhouse gas emissions. Through federal Congestion Mitigation and Air Quality Improvement (CMAQ) grants administered by the Virginia Department of Transportation (VDOT), the City has been able to expand its fleet of hybrid vehicles.
- The City of Greenbelt has a goal for 10 percent of the fleet to be alternative fuel vehicles by 2012.
- The City Manassas has a goal of 10 percent of fleet to be clean alternative or clean fuel vehicles.
- In 2009, Montgomery County won second place for the Government Green Fleet Award. It is a national competition that is judged based on criteria of the U.S. Department of Energy's "Clean Cities" program.
- Although the District of Columbia is still developing a policy, they have purchased alternative fuel/hybrid vehicles, eliminated more than 350 fleet vehicles and have implemented a government fleet car-sharing program.

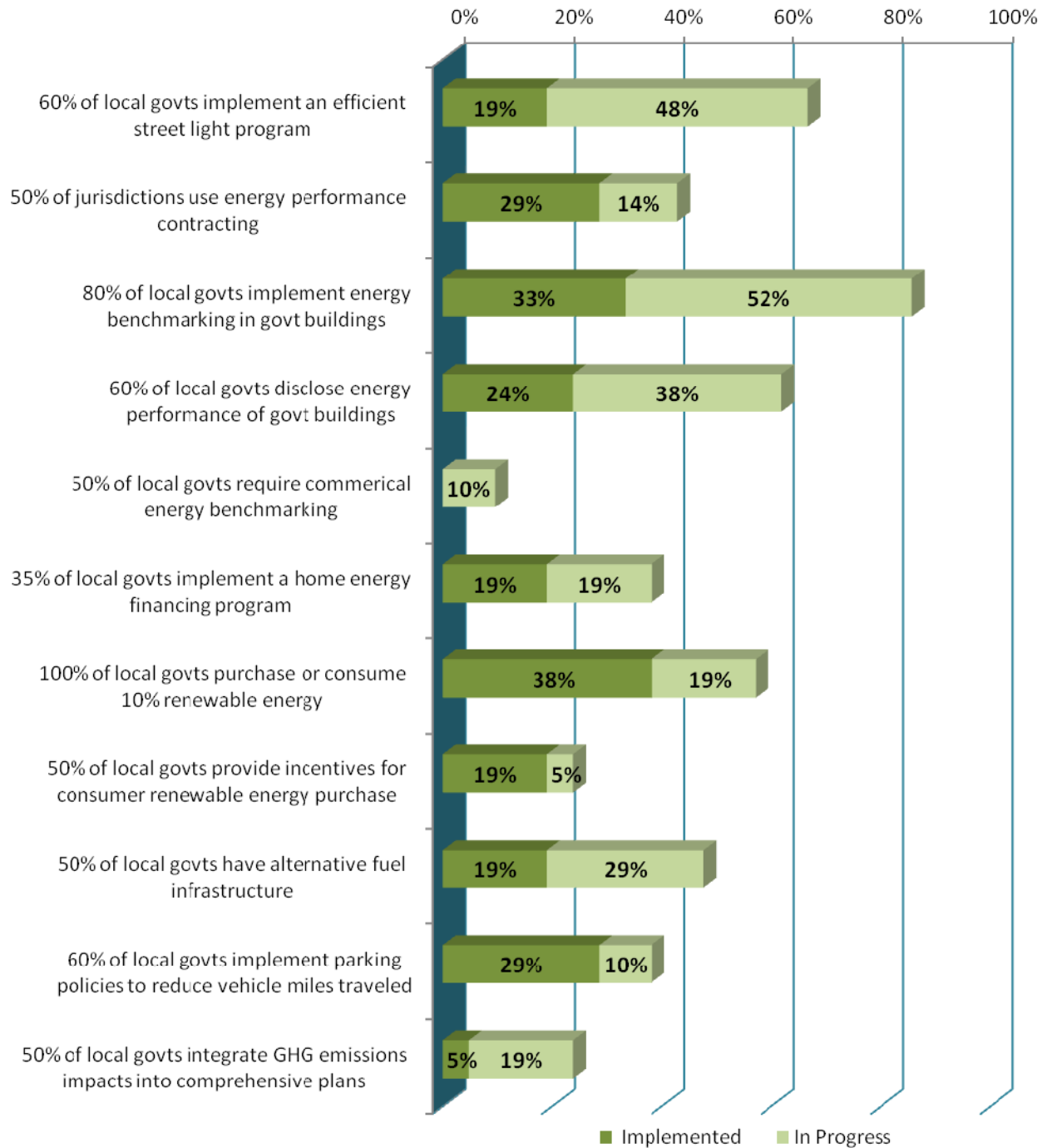
Climate Adaptation

In October 2010, the EPA awarded COG technical assistance through the Smart Growth Implementation Assistance Program (SGIA). Through the program, EPA is developing a guidebook for adapting to risks from climate change in four sectors: land use, transportation, buildings and water sectors.

On March 3, 2011, COG hosted the National Oceanic and Atmospheric Administration's (NOAA) Roadmap to Adapting to Climate Risks Workshop to educate stakeholders and assist in the development of the guidebook. The roadmap process is designed to help communities identify priority vulnerabilities and develop strategies for integrating hazard and climate change issues into local operations. In September 2011, stakeholder meetings were held for each sector where presentations were made on sector-based preliminary vulnerability assessments and local government climate adaptation best practices from around the nation. Stakeholders shared their strategies, priorities and barriers to assist in the development of the EPA's guidebook. In December 2011, stakeholders provided feedback on the draft guidebook. The final guidebook will be available in March 2012.

PREVIEW OF PROGRESS ON 2012 REGIONAL GOALS

The 2010 - 2012 Regional Climate and Energy Action Workplan identifies goals for COG, local governments and other sectors to achieve by 2012. The chart below summarizes many of the 2012 regional goals and progress towards achieving those goals. The following discussion describes some activities that have assisted in that progress.



Consumer Renewable Energy Incentives

In 2012, there is a regional goal for 50 percent of local governments to provide incentives for consumers to purchase renewable energy. Currently, 24 percent of local governments have implemented or are in progress on providing these incentives. Examples of local renewable energy incentives are below.

Local Government Highlights

- The City of Alexandria offers a property tax abatement for renewable energy.
- Montgomery County encourages clean energy purchasing by offering points in their Green Business Certification to green power purchasers. The County also provides technical support to the Non Profit Energy Alliance which is organizing members of the non-profit community in Maryland and District of Columbia to purchase clean energy supply from competitive energy suppliers.
- The Prince George's County Council adopted energy tax credit for residential solar.
- The City of Rockville joined the U.S. EPA Green Power Community Challenge in 2011 to encourage businesses and residents to purchase green power.

Electric Vehicles

The 2012 regional goal related to electric vehicles (EV) is that 50 percent of jurisdictions implement alternative fuel infrastructure projects needed to support alternative fuel vehicle technology implementation. This includes natural gas, biofuel, hydrogen, and EV). Currently, 48 percent of local governments have implemented or are in progress on alternative fuel infrastructure projects.

In order to smoothly introduce electric vehicles (EVs) into the mainstream market, COG launched an EV Planning Initiative. COG held an EV Forum on April 29, 2011 to begin the conversation on a regional level on how to transition the region to be "EV ready." Two EV Planning Workgroups were established in 2011 - one to address EV infrastructure deployment strategies and another to address EV policies and processes.



A Chevrolet Volt was one of the electric vehicles on display at the April 2011 EV Forum.

SELECT LOCAL MEASURE HIGHLIGHTS

Local Government	2010 Census Population ¹	Comprehensive Energy Strategy	Community Energy Challenge	Green Business Challenge	Purchase or Consume 10% Renewable Energy	Renewable Energy on Govt Property	Green Fleet Policy	Alternative Fuel Infrastructure	Parking Policies to Reduce VMT	Commuter Options Program	Promote TODs in RACs ³	GHG Impacts in Comp Plan
District of Columbia	601,723	●	●	●	●	●	●	●	●	●	●	○
Suburban Maryland												
Frederick County	233,385	●	●	●	●	●	●	○	NR	●	NR	NR
City of Frederick ²	65,239	○	●	○	○	NR	○	○	○	○	●	○
Montgomery County	971,777	●	●	●	●	●	●	●	○	○	●	●
City of Gaithersburg ²	59,933	●	○	○	●	●	○	●	○	●	●	○
City of Rockville ²	61,209	●	●	●	●	○	●	●	●	●	●	○
City of Takoma Park ²	16,715	○	○	○	●	●	●	○	○	●	N/A	N/A
Prince George's County	863,420	●	○	○	N/A	●	●	○	N/A	○	●	○
City of Bowie ²	54,727	●	●	●	●	●	●	NR	●	○	●	NR
City of College Park ²	30,413	○	N/A	N/A	●	N/A	N/A	N/A	N/A	●	●	N/A
City of Greenbelt ²	23,068	○	●	○	●	●	●	●	●	○	●	N/A
Town of Bladensburg ²	9,148	○	○	○	○	NR	●	NR	NR	●	NR	NR
Northern Virginia												
Arlington County	207,627	●	●	●	●	●	●	●	●	●	●	●
Fairfax County	1,081,726	●	●	○	N/A	●	●	●	●	●	●	○
Loudoun County	312,311	●	●	●	○	●	●	●	●	●	●	●
Prince William County	402,002	●	●	●	N/A	NR	●	NR	NR	●	NR	NR
City of Alexandria	139,966	●	○	●	●	●	NR	○	NR	●	●	●
City of Fairfax	22,565	●	○	○	○	NR	●	NR	NR	○	NR	●
City of Falls Church	12,332	●	○	○	●	●	●	●	○	●	○	○
City of Manassas	37,821	●	N/A	N/A	N/A	●	●	●	●	N/A	N/A	N/A
City of Manassas Park	14,273	○	●	○	○	NR	○	NR	NR	●	NR	NR

● - Implemented ● - In Progress ○ - Not Started

N/A - Not Applicable

NR - No Response

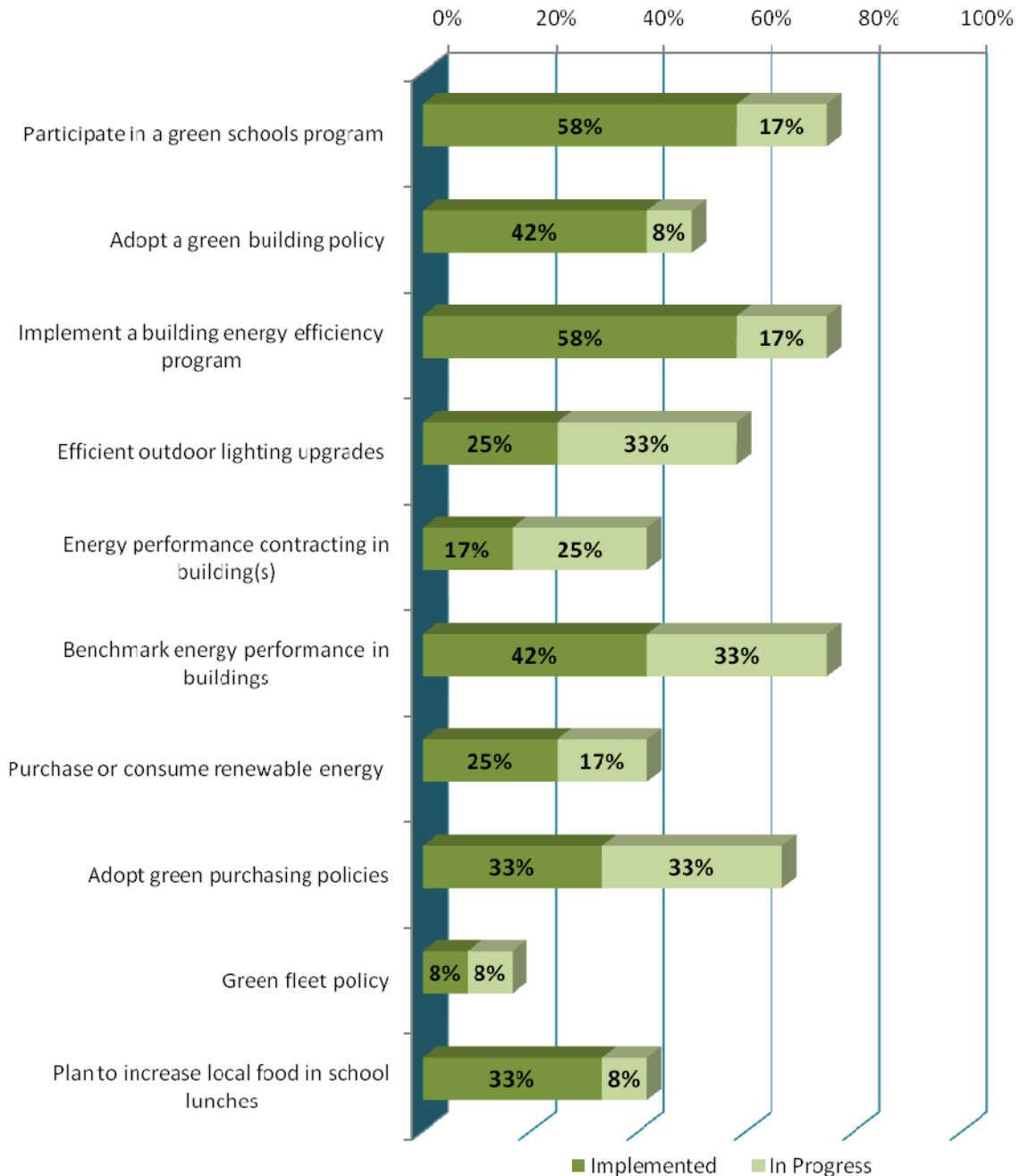
¹Source: COG tabulation of Census 2010 PL 94-171 Redistricting Data

²Population in Maryland cities is included in appropriate county totals.

³TODs = Transit Oriented Development and RACs = Regional Activity Centers

SCHOOL DISTRICTS

There are 12 school districts in the metropolitan Washington region. School districts were surveyed on their climate and energy programs for informational purposes only. Questions in the survey relate to CEEPC’s 2010 -2012 Regional Climate and Energy Action Workplan; however, the Workplan does not set goals for the school districts. Nine out of the 12 school districts in the region responded to the survey. The chart below summarizes the survey results to show regional progress by school districts on climate and energy programs.





Metropolitan Washington Council of Governments
777 North Capitol Street, NE, Suite 300
Washington, DC 20002
(202) 962-3200
www.mwcog.org

Editor: Maia A. Davis

Contributing Editors: Stuart Freudberg, Joan Rohlf, Jeff King, Leah Boggs, Julia Allman,
Amanda Campbell, Jeannine Altavilla, Steven Kania