

HOMELESSNESS IN METROPOLITAN WASHINGTON

Results of the annual Point-in-Time County and Community Solutions Partnership

Triina Van, Chair, COG Homeless Services Committee
Homeless Services Coordinator, Arlington County

Hilary Chapman
COG Housing Program Manager

COG Board of Directors
June 12, 2024



How Many People are Experiencing Homelessness in our Region?

| People Experiencing Literal Homelessness by Jurisdiction, 2020-2024 | | | | | | | |
|---|--------------|--------------|--------------|--------------|--------------|---|----------------------------|
| | 2020 | 2021 | 2022 | 2023 | 2024 | Change in Number of Persons 2020 - 2024 | Percent Change 2020 - 2024 |
| City of Alexandria | 207 | 106 | 120 | 152 | 187 | -20 | -10% |
| Arlington County | 199 | 171 | 182 | 213 | 243 | 44 | 22% |
| District of Columbia | 6,380 | 5,111 | 4,410 | 4,922 | 5,616 | -764 | -12% |
| Fairfax County | 1,041 | 1,222 | 1,191 | 1,310 | 1,278 | 237 | 23% |
| Loudoun County | 179 | 80 | 99 | 220 | 303 | 124 | 69% |
| Montgomery County | 670 | 577 | 581 | 894 | 1,144 | 474 | 71% |
| Prince George's County | 453 | 537 | 571 | 659 | 658 | 205 | 45% |
| Prince William County | 326 | 282 | 241 | 326 | 345 | 19 | 6% |
| TOTAL | 9,455 | 8,086 | 7,395 | 8,696 | 9,774 | 319 | 3% |

Note: Totals for 2020-2023 have been revised to reflect the regional number without the City and County of Frederick.



Decline in Families, But Increasing Single Adults Experiencing Homelessness

| Household Composition | | | | | |
|----------------------------|------|--|--|--|----------------|
| | | Total Persons in Households without Children | Total Persons in Households with Adults and Children | Total Persons in Households with ONLY Minor Children* (Unaccompanied Minors) | Regional Total |
| COG REGION** | 2024 | 6,259 | 3,499 | 16 | 9,774 |
| | 2023 | 5,755 | 2,917 | 24 | 8,696 |
| | 2022 | 5,120 | 2,265 | 10 | 7,395 |
| | 2021 | 5,752 | 2,318 | 16 | 8,086 |
| | 2020 | 5,752 | 3,690 | 13 | 9,455 |
| 2020 - 2024 Percent Change | | 9% | -5% | 3 | 3% |

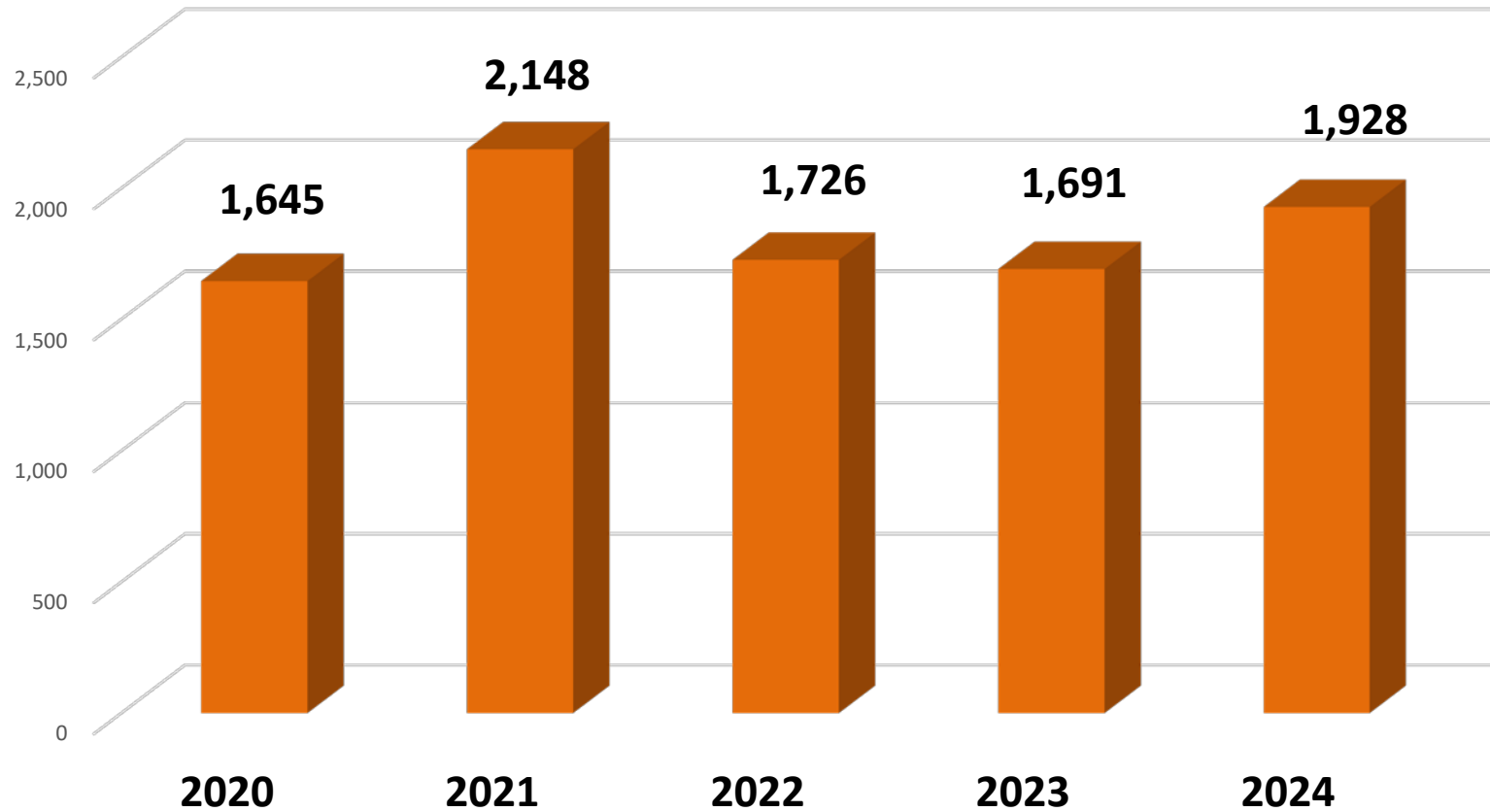
*Unaccompanied youth are shown as a total number, not percentage, due to the small numbers of persons counted.

Note: Children represent 62% of all people in homeless families.



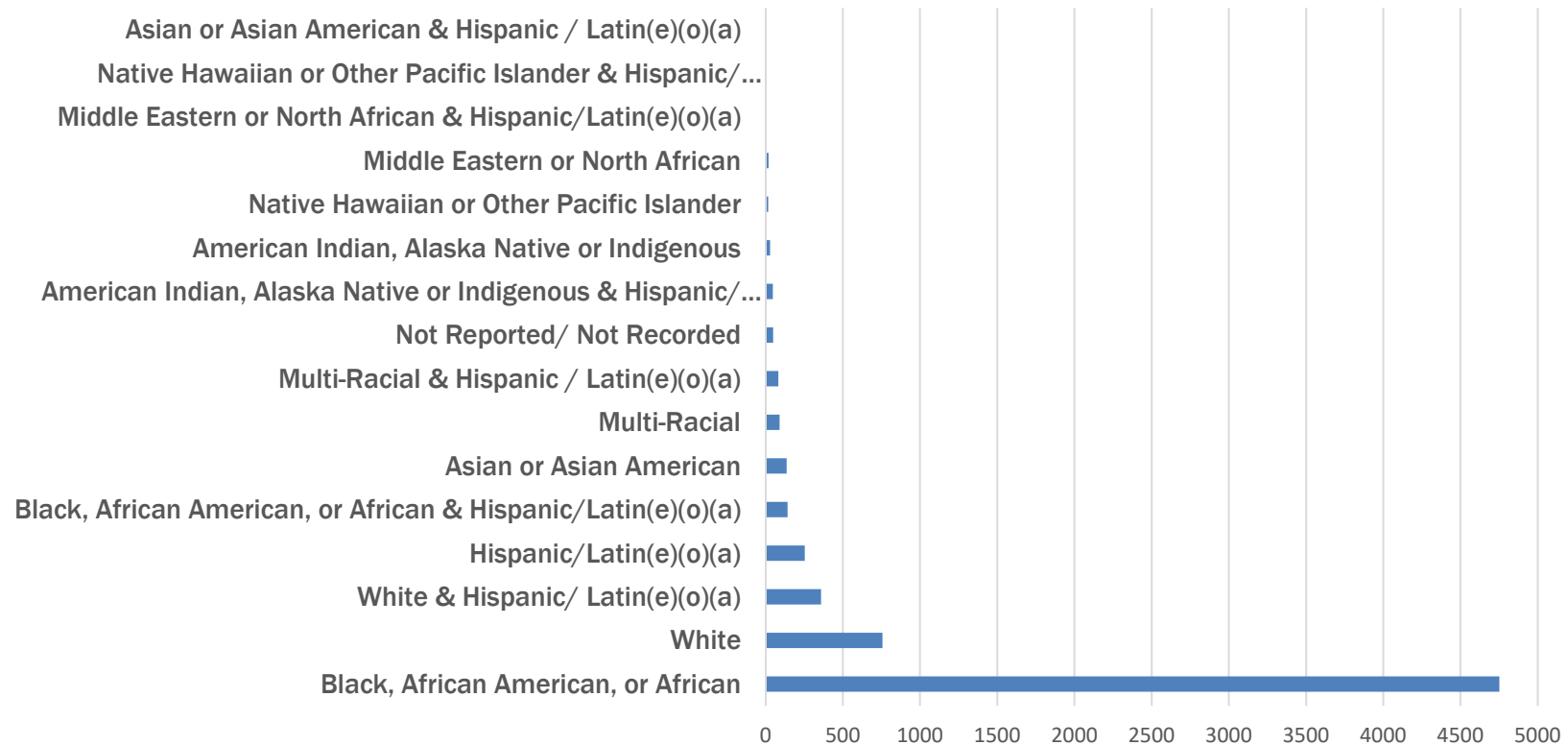
Increasing Chronic Homelessness

Single Adults Experiencing Chronic Homelessness



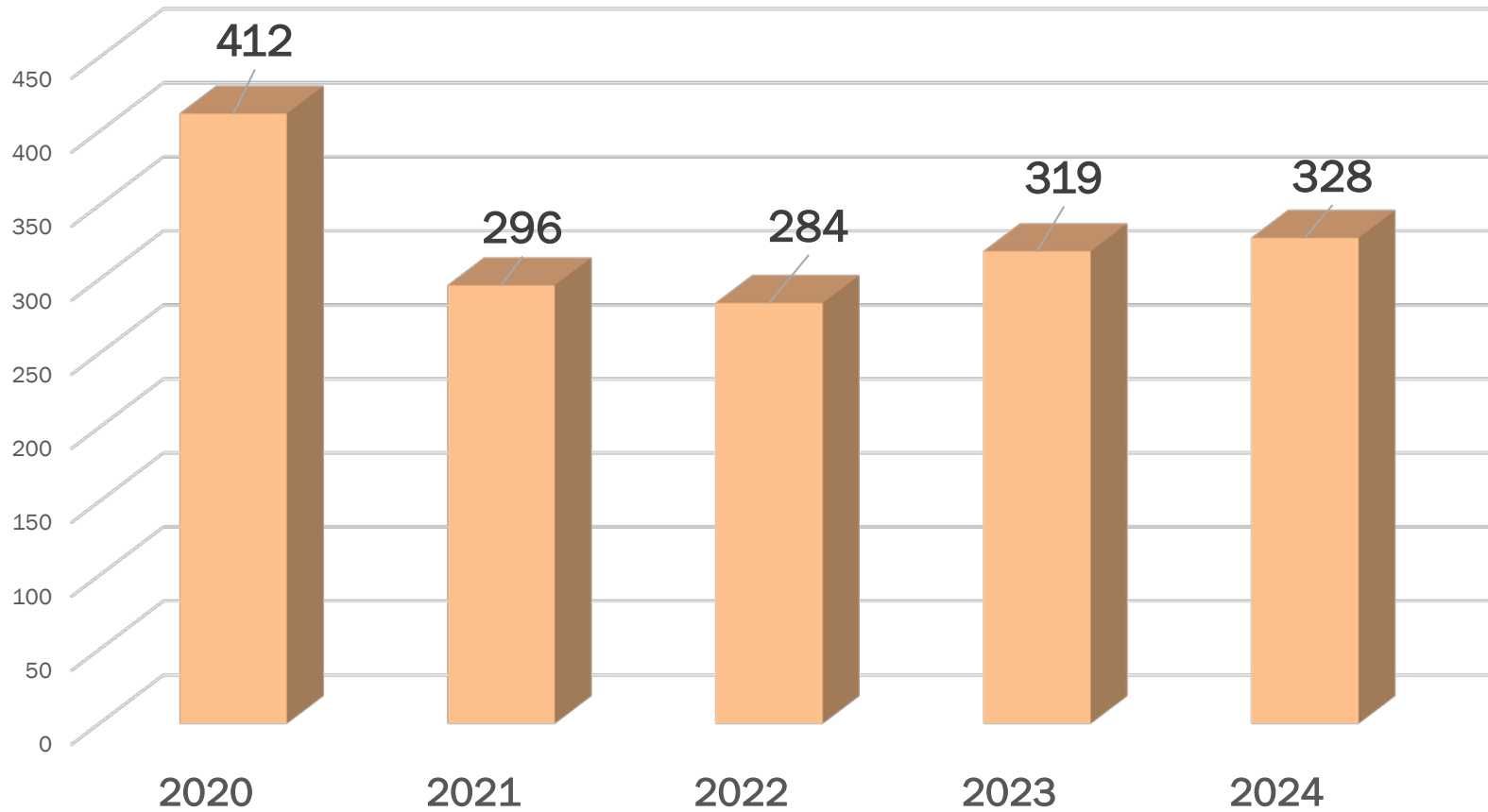
Racial Disparities in Who Experiences Homelessness in our Region

Regional All Adults Literally Homeless: Race & Ethnicity



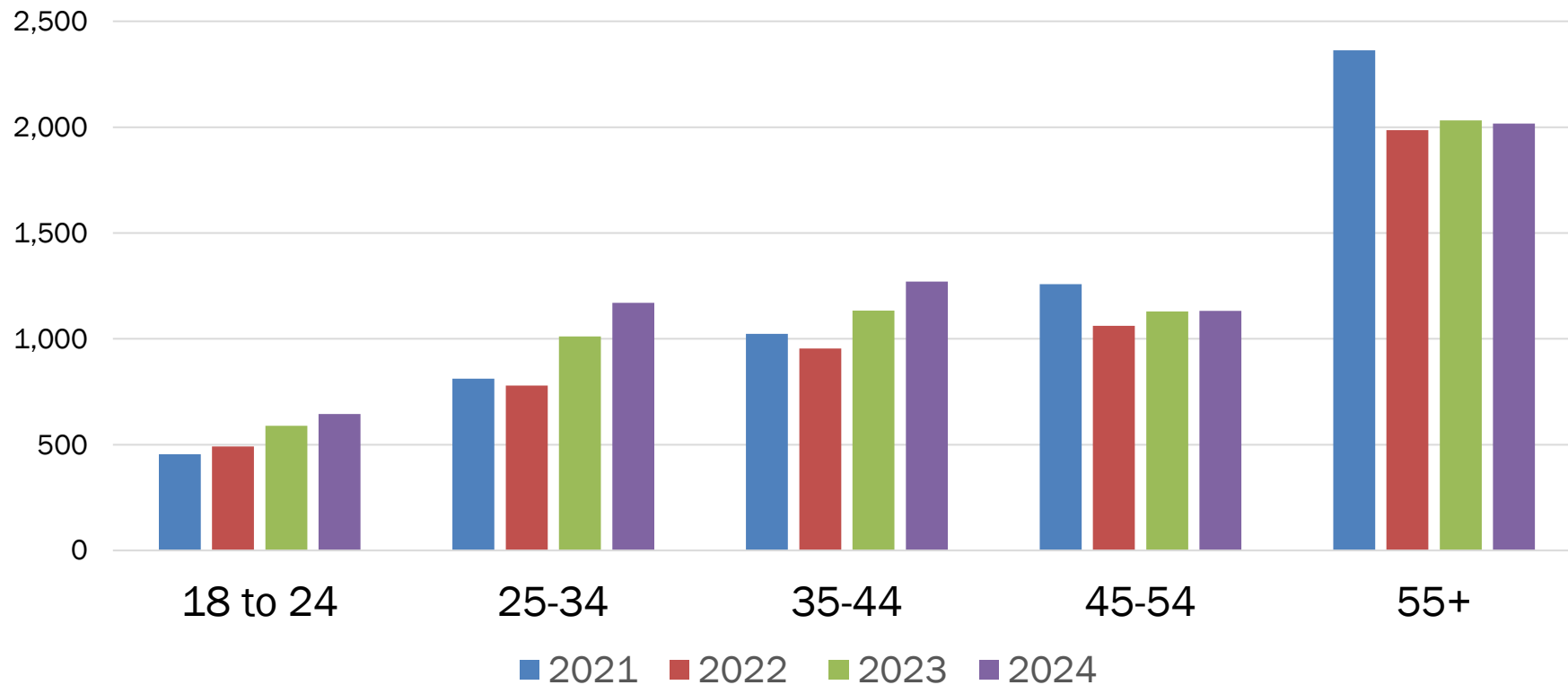
Ending Veteran Homelessness

Regional Total Number of Homeless Veterans



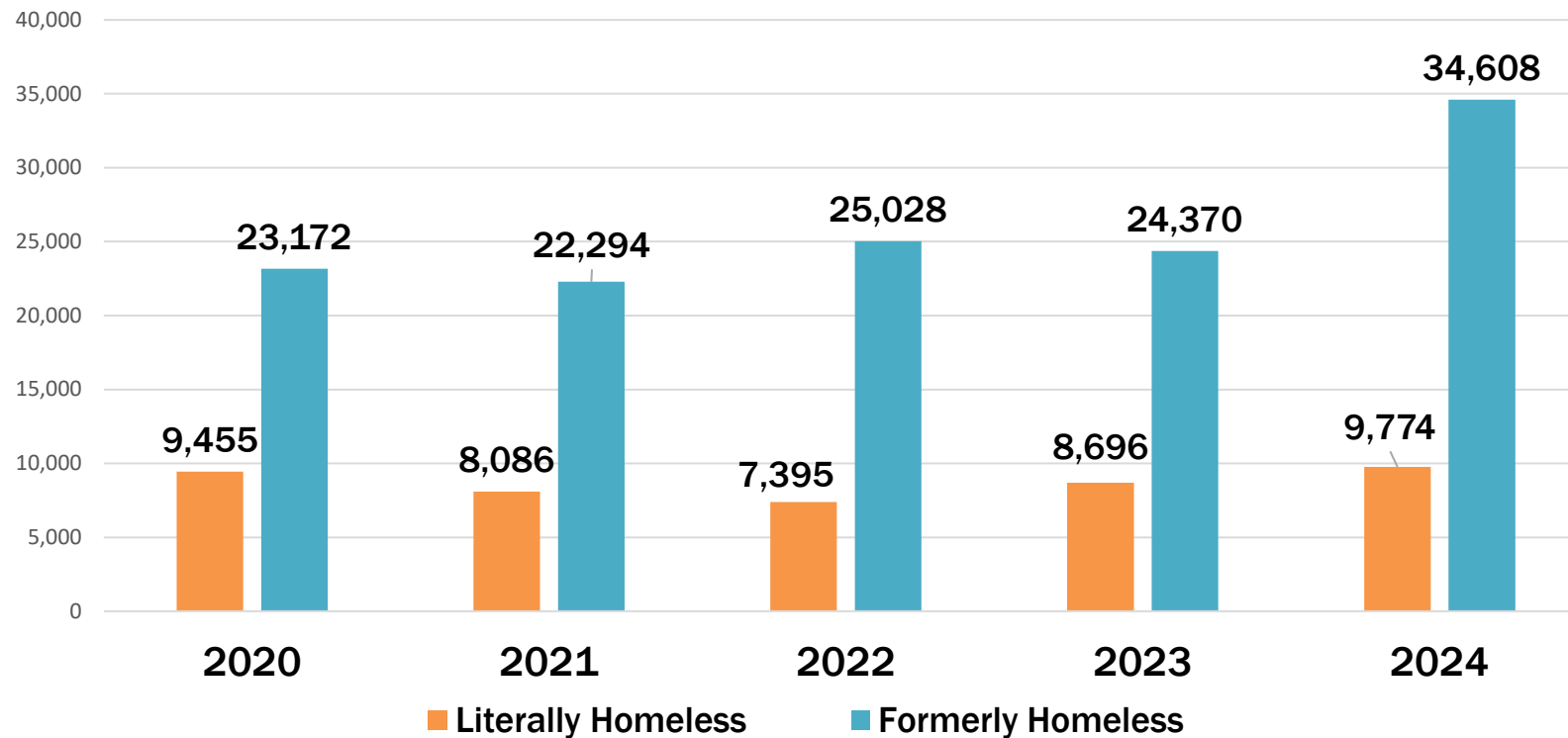
More Seniors Are Experiencing Homelessness

Age Distribution of Single Adults Experiencing Homelessness



Formerly Homeless: Regional Progress

Region's Literally and Formerly Homeless in Permanent Supportive Housing, Rapid Re-Housing, and Other Permanent Housing



Beyond Point-in-Time: Built for Zero

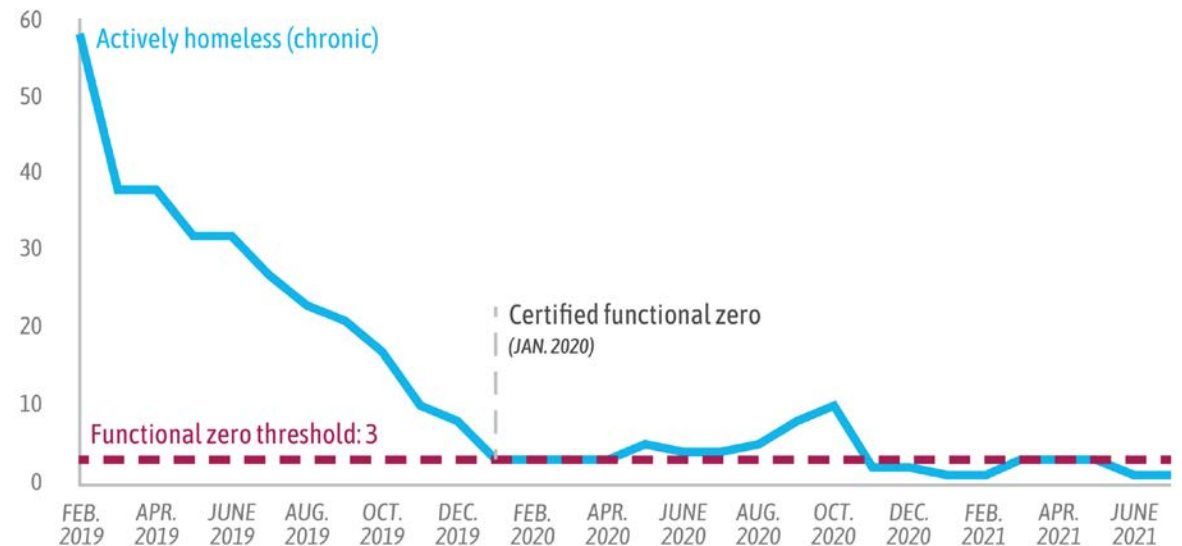
Point-in-Time provides data on one day only, but who experiences homelessness changes daily

- Built for Zero is a **methodology** and a **framework**

Goal: **Functional Zero**

- Threshold where housing placements keep pace with people newly experiencing homelessness at any given time

Bakersfield/Kern County, CA reaches functional zero for chronic homelessness



Partnership with Community Solutions


- COG serves as Regional “Backbone Organization”
 - Coordinates implementation of Built for Zero methodology for entire region
 - 3 years of technical assistance to COG staff and jurisdictions through dedicated Community Solutions staff coaching
 - Has the potential to transform the work of COG’s Homeless Services Committee and regional collaboration to prevent and end homelessness

Built for Zero in Metropolitan Washington

- 4 long-term partners with Community Solutions:
 - Arlington County (since 2015)
 - District of Columbia (since 2015)
 - Fairfax County (since 2018)
 - Montgomery County (since 2015)
- 4 jurisdictions new to Built for Zero in 2024:
 - City of Alexandria
 - Loudoun County
 - Prince George's County
 - Prince William County

Looking Ahead: Built for Zero

- New jurisdictions work to achieve Quality By-Name Data
- Engage partners at the Veterans Administration
- October: Review progress from first 6 months and draft new 6-month action plan



Key Takeaways

- **Homelessness (as measured on one day in January) is rising and now exceeds pre-pandemic levels. This points to larger systemic impacts** from the end of COVID-era protections, federally-funded housing assistance programs, and steeply rising housing costs.
- **More people are being housed than at any time in the past**, but a greater number of people are losing their housing and entering the homeless services system.
- **Working at the regional level in a coordinated, shared approach** through Built For Zero has the potential to drive down homelessness at the community level.
- **More deeply affordable housing (and services as needed) is the solution** to preventing and ending homelessness in metropolitan Washington.

Triina Van

Homeless Services Coordinator
Arlington County Department of Human Services
(703) 228-1319
tvan@arlingtonva.us

Hilary Chapman

COG Housing Program Manager
(202) 962-3346
hchapman@mwkog.org

mwkog.org

777 North Capitol Street NE, Suite 300
Washington, DC 20002