

National Mall Circulator Service Project Update – TPB Regional Bus Subcommittee



January 28, 2014

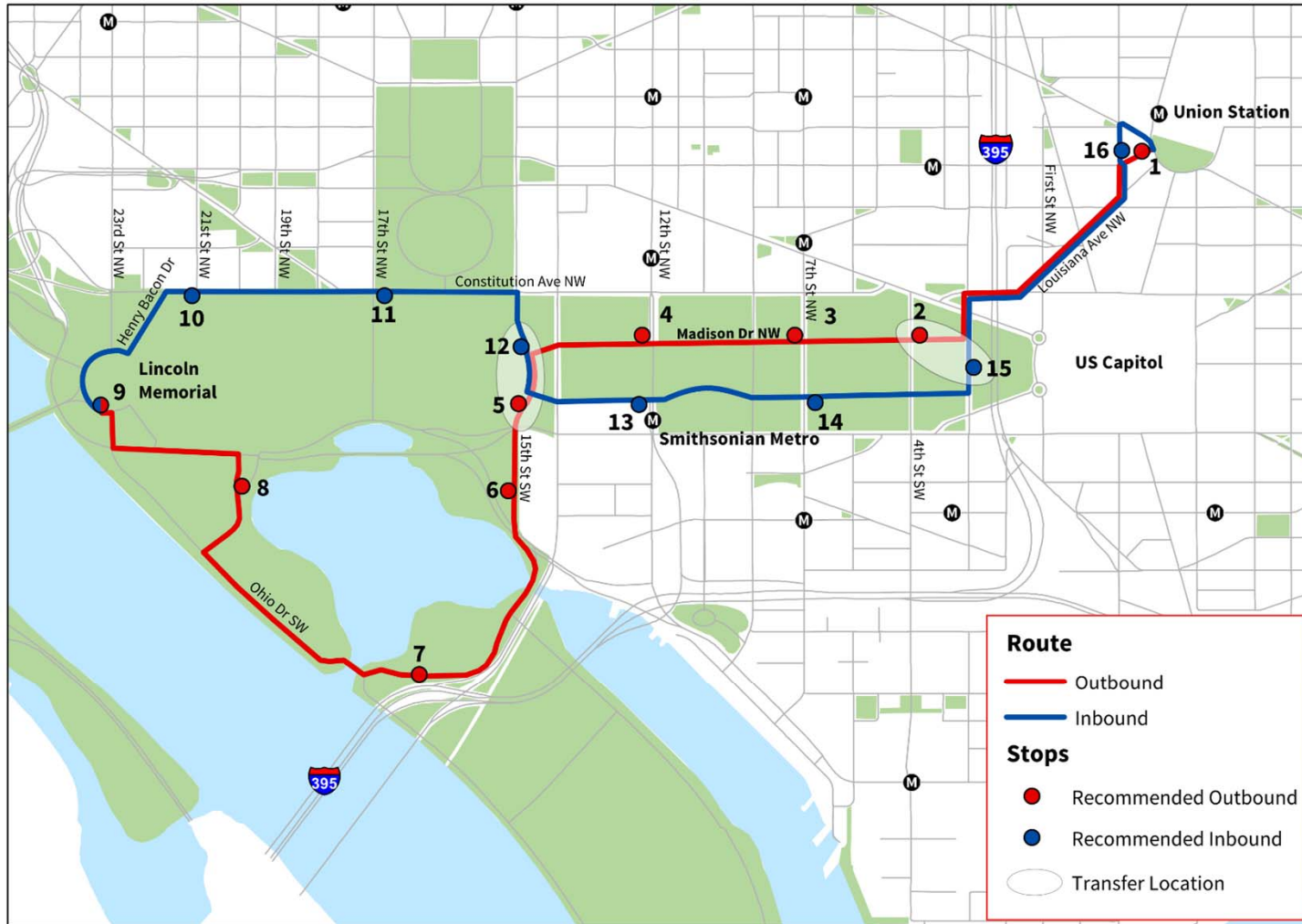
Current Study Scope

- Follow-up to Circulator Implementation Plan – National Mall Service (CIPNMS)
 - Conducted by DC Surface Transit, completed January 2013
- Two components to current effort:
 - 1. Detailed operations planning for National Mall Service
 - 2. Review of facility needs at Hains Point to accommodate new operations
- Intent is to confirm recommendations of CIPNMS and develop operational detail necessary to initiate service

Follow-up from CIPNMS

CIPNMS		National Mall Service Plan (current study)
General route identified to connect key destinations	ROUTING	Consideration of tight turning movements, problematic traffic signal cycles, tour bus queuing impacts, etc.
General stop locations linked to attractions		Exact stop locations defined to enable placement in the field
General parameters regarding hours of operation and service frequency		FREQUENCY AND SPAN OF SERVICE

Recommended Stop Locations



0 0.1 0.2 0.4 Miles





National Mall Route & Stop Recommendations



Estimated Timing and Fleet Requirements

- **Layover Time:** 10% of cycle time
- **Deadhead Time:** 10-15 minutes from Union Station
- **Revenue Hours:** 31,600
- **Dwell Time:** 30 seconds in the fall/winter, 90 seconds in the spring/summer
- **Route timing by season** (more traffic delay and longer dwell time)
 - 35% increase in travel time during peak season (March - May)
- **Vehicles needed to provide service:**
 - 7 in fall/winter
 - 8 in summer
 - 10 in peak season (12 including spares)

		Weekday	Weekend
November - February		7:00am – 7:00pm	9:00am – 6:30pm
March – October		7:00am – 9:00pm	9:00am – 9:00pm

Fare Assumptions

- \$1 dollar (current fare)
- Proposed future increase: \$2.00 cash, \$1.50 SmarTrip
- One-day, two-day, and three-day passes will be available at no more than \$15/day
 - Closer to \$5 to be in line with peer tourist services
 - Child and family passes will be available

Market Share and Usage Rate Assumptions

- 42,000 daily visitors – tourist market is primary source of ridership
- Regardless of mode of arrival to Mall, Circulator is a viable option
- Sensitivity analysis at 5%, 10%, and 15% market shares
- **Three rides per visitor using the service**
- → 2.4 million annual passengers (190,000 average monthly riders)
 - August is average
 - January is 42% of average
 - May is 160% of average
 - Highest ridership Circulator route (Union Station – Georgetown has 2.2 million annual passengers, with a longer route and span)
- **~98% of ridership from tourists**
- Better data needed to ensure adequate capacity
 - Recommend stated preference survey in spring

Red font indicates assumption

National Mall Service Plan Project Schedule

Nov	Nov. 12	• Study kick-off
	Dec. 4	• Workshop #1 (Existing conditions review)
Dec	Dec. 11	• Tech Memo 1 (Existing conditions) submittal
	Dec. 16-17	• Workshop #2 (Stop locations and operations; Hains Point concept design)
Jan	Jan-Feb	• Vehicle acquisition
	Jan. 21-23	• Workshop #3 (Operational details and facility review)
	Feb. 4	• Tech Memo 2 (Service planning) submittal • Tech Memo 3 (Hains Point garage) submittal
Feb	Feb. 25-28	• Workshop #4 (Final service plan)
	Mar. 11	• Draft Final Summary Report
Mar	Mar. 31	• Final Summary Report
	March 2015	• Anticipated start of new service

d.

District Department of Transportation

circulator

