

Regional Public Transportation Subcommittee Work Program

Eric Randall

TPB Staff

February 24, 2015

Topics

- RPTS Meeting Agenda Items
- Outline of “State of Public Transportation” Report



Meeting Agendas - *Suggested Member Presentations*

1. NVTC – Route 7 Alternatives Analysis Study (likely in Fall 2015)
2. Alexandria – West End Transitway AA
3. Metrobus – Working with new Title VI Requirements
4. Metrobus – “In Your Face” Customer Communications (Scott Giering)
5. Metrobus – Annual Report and “Line Activity Operations Data”
6. Metrobus – Enhanced Snow Service Planning and Customer Communication
7. Metrobus – TIGER real time information signs
8. DDOT/Metro – Dedicated Bus Lanes
9. Montgomery County – Update on BRT Studies
10. VDOT – I-66 bus on shoulders (after opening)

Need more....

Outline of proposed “*State of Public Transportation*” Annual Report

- 1) Intro / Overview
- 2) Past/Upcoming Accomplishments / Major Events
 - Projects started/completed, major studies, etc.
- 3) Operator Profile Page
 - Financial Data – Funding and OpEx/CapEx
 - Ridership and Service Data
 - MAP-21 Data (Asset Management and Safety) (*once finalized*)
- 4) Issues Discussed at RPTS
 - E.g., customer info, commuter bus staging, technology integration, etc.
- 5) Findings / Recommendations
 - For consideration by the TPB

METRO TRANSIT: REGULAR ROUTE BUS



Contact Brian Lamb
Title General manager
Street 560 Sixth Avenue North
City State Zip Minneapolis MN 55411
Telephone 612.373.3333
E-mail brian.lamb@metrotransit.org
Website metrotransit.org



Existing Public Transportation Reports

State DOTs –

- Mandated report on transit (Indiana, Minnesota, Washington)
- Part of consolidated transportation plan (Maryland)

2012 highlights

- Purchased two next-generation hybrid-electric buses
- 33 new hybrid-electric buses began service in St. Paul and communities in the east metro
- Achieved highest maintenance reliability in service history: 7,456 miles between road calls
- Opened 180-space park & ride lot in Little Canada with express service to Minneapolis and St. Paul

System snapshot

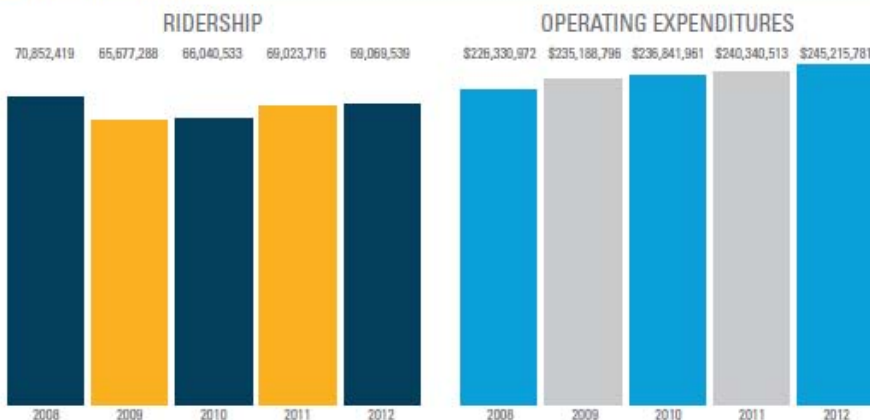
Legal Name	Metro Transit
Governance	Regional
Area Served	Anoka, Dakota, Hennepin, Ramsey, Washington counties Metro
Legislative District	Metro
Congressional District	2, 3, 4, 5, 6

System characteristics

Vehicle fleet 740 buses, 166 articulated buses, 26 motor coaches
Service type Fixed route

Hours of Operation
 Monday - Friday 12:00 am - 11:59 pm
 Saturday 12:00 am - 11:59 pm
 Sunday 12:00 am - 11:59 pm
Base fare \$1.75 - \$3.00

System performance



Typically focus on ridership and financial statistics.

Regional Priorities for Bus



First Priority list for Bus developed in 2008

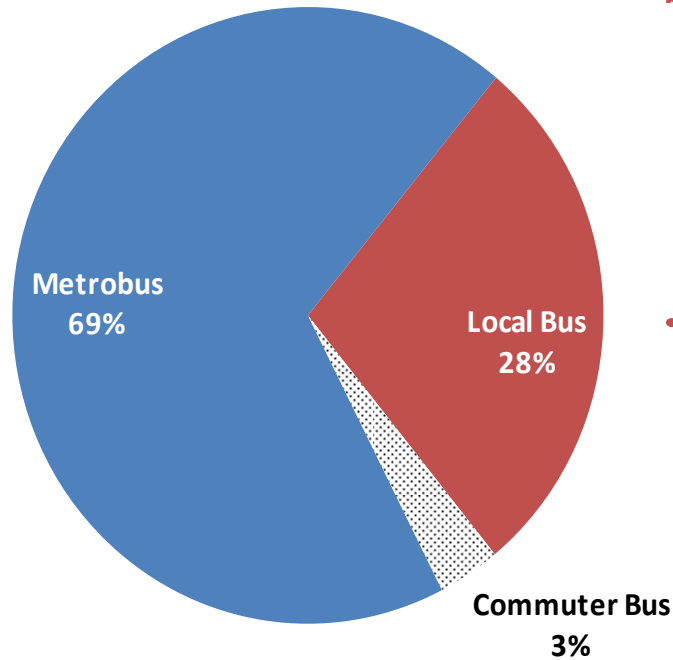
Second Priority List developed in 2011:

- Presented to TPB in May 2011 (*Julie Hershorn*)
- Outline:
 - Accomplishments of past three years
 - Bus agencies, ridership data
 - 8 priority areas
 - TPB bus activities: schedule and outline

Regional Bus Operations

- In addition to Metrobus, twelve public agencies operate buses in the Metropolitan Washington region.

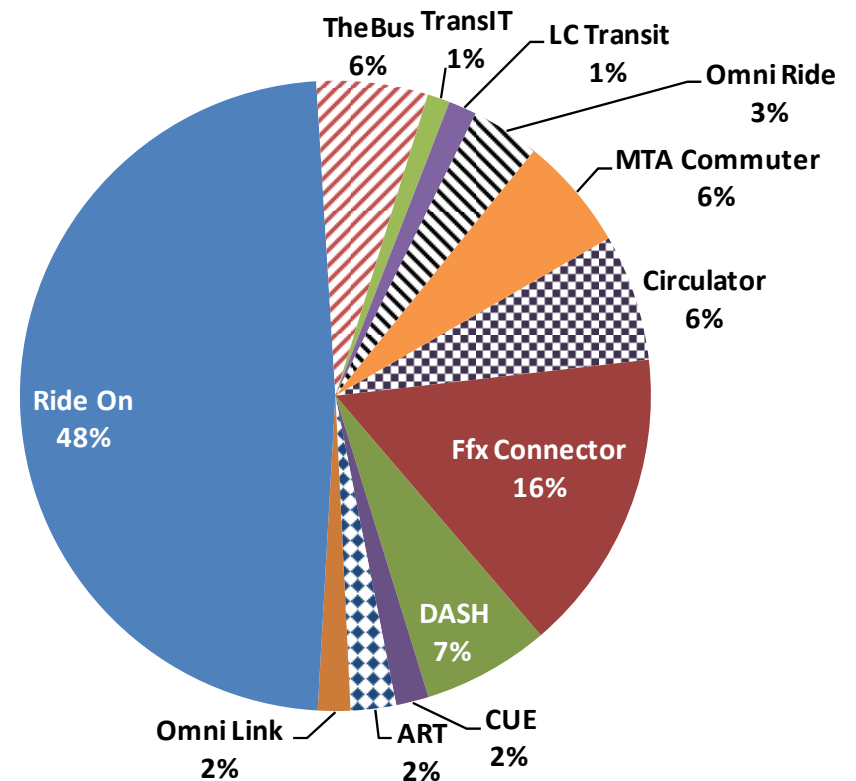
2009 Public Bus Ridership



**Annual trips (2009): 195 million
(39% of all regional transit trips)**

31% of bus trips

2009 Bus Ridership - Local Systems



Annual trips (2009): 61 million

2011 Regional Priorities for Bus

In developing an updated list of priority projects for bus across the region, the TPB Regional Bus Subcommittee focused on eight major themes that meet regional bus customer and agency needs:



1. Serving Customers
2. Connecting the Region
3. Bottlenecks and Hot Spots – Bus Access to Regional Hubs / Activity Centers
4. The DC Core – Downtown DC Bus Center & Bus Stops
5. Regional Transit and Intermodal Transfer Centers
6. Providing the Fleet – Bus Facilities
7. Service Needs and Changes
8. Federal Relocation & BRAC

Sample Outline for *State of Public Transportation* Report

Introduction: **Transit In The National Capital Region** (pictures)

Regional transit highlights (pictures, charts, maps, text)

- Statistics by mode (local bus, express bus, streetcar, BRT, heavy rail, etc.), not by operator
 - § Ridership trends, Mode of access, etc.
- Notable 2015 transit accomplishments
 - § Metro's SGR progress (how far along)
 - § DC streetcar opening (we hope!)... region's first streetcar since 60s
 - § Metroway opening/expansion into Crystal City... region's first BRT line
 - § Silver Line Phase 2 U/C... expansion to region's international airport
 - § Purple Line U/C (???)... region's first LRT line, § Etc.

Regional transit priority themes (maybe 4-6)* (text, pictures, maps)

- Transit preferential treatments
 - § Dedicated lanes (stats on potential benefits, travel time savings, etc.)
 - § TSP, queue jump lanes, etc. (w/ stats)
 - § Off board fare payment (stats on dwell times, etc.)
- Core capacity needs
 - § Metrorail (healthy core, crowding relief, etc.)
 - § MARC/VRE? (Union Station/Long Bridge?)
- Transit support facilities
 - § Ridership demand misaligned with facility availability (core, E/W divide)
 - § Storage/maintenance/other support needs

Sketch-level financial analysis for needs by mode (ex: bus/BRT \$500M in garages, heavy rail: ~\$300M, etc.)

- Estimates of increased operating costs due to lengthened deadheading, e Etc.

Conclusion/Findings/ Recommendations

Next Steps for *State of Public Transportation* Report

- January : Discuss Data for inclusion
 - Handout on MinnDOT and MDOT reports
- February : Discuss Information Topics for inclusion
- March: Discuss Draft Questionnaire
- April: Distribute Data & Information Questionnaire, with responses due end of May
- June: Present initial data profiles and outline of information topics.
- July: Present draft report for comment
- September: Approve final report.

MAP-21 Rulemaking Schedule - Upcoming

- Highway Conditions
 - Pavement and Bridges Performance Measurement Rule (**Published**)
 - Asset Management Plan Rule (*1/28/15*)
- Congestion and System Performance
 - System Performance Measures Rule (*4/20/15*)
 - includes Congestion Mitigation and Air Quality (CMAQ) Performance
- Transit Performance
 - Asset Management (*June 2015*)
 - Safety (National Program, Agency Plan, and Management Systems)

FHWA/FTA have indicated their intention for all of the final performance rulemakings to have a common date of effectiveness.

- The apparent goal is for October 1, 2015, with initial reports on performance measures and targets required as early as October 1, 2016.
- Some rules (e.g., transit state of good repair and asset management) appear likely to be delayed beyond mid-2015 and their implementation would be correspondingly delayed.

Potential MAP-21 Workshop with FTA staff – April 2015 (TBC)

Agenda Topics for 2015

- RPTS relies on participant contributions:
 - What would you like to present and discuss in upcoming meetings?

