




2008 Foster Care Annual Report



**Metropolitan Washington
Council of Governments**



Executive Summary:

Each year the Metropolitan Washington Council of Governments (COG) queries local child welfare systems to collect data, analyze findings and discover trends occurring in area foster care systems throughout the metropolitan Washington region. Within this 2008 report you will find data, analysis & notes of trends in the following areas: number of children in foster care, placements, foster care providers, dollar amount variance of reimbursement rates, number of children awaiting adoption and the number of adoptions. Below is a summary of regional outcomes in these areas.



Children In Foster Care: (page 2)

The number of children in foster care decreased by .5% as compared to 2007. (This regional statistic excludes Loudoun county, as they did not report data to COG in 2007.)



Placements: (page 3)

The region used 6.9% fewer group homes and .4% more family-like foster homes in 2008 as compared to 2007. (This regional statistic excludes Loudoun county, as they did not report data to COG in 2007.)



Foster Care Providers: (page 4)

In 2008 the region retained fewer foster families than in 2007. Specifically there was a 2.6% decrease in homes approved by the end of 2008. (This regional statistic excludes Loudoun county, as they did not report data to COG in 2007.)



Foster Care Reimbursement Rates: (page 5)

The District of Columbia offers the largest reimbursement rate for foster care providers at all levels, compared to other jurisdictions in the Washington region.



Children Waiting to be Adopted: (page 6)

Overall, the number of children waiting to be adopted throughout the region decreased by 7%. (This regional statistic excludes Loudoun county, as they did not report data to COG in 2007.)



Adoptions: (page 7)

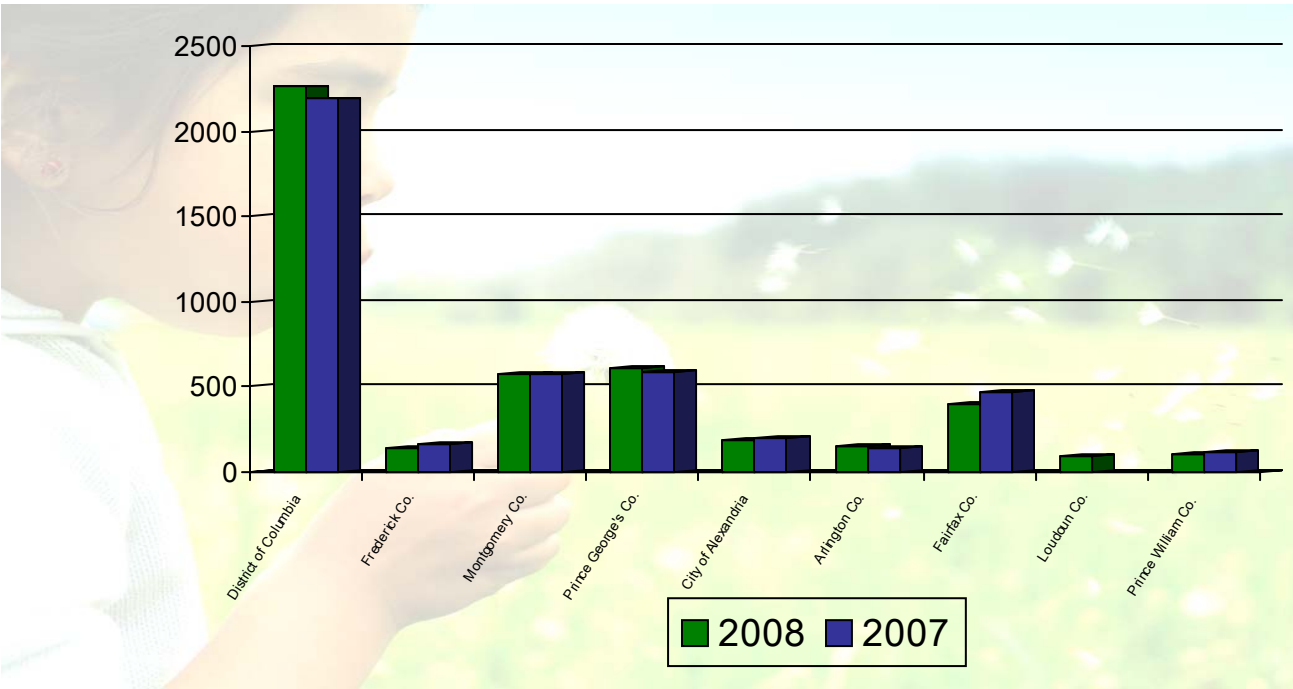
Overall, The number of child adoptions throughout the region decreased by .4% from 2007 to 2008. (This regional statistic excludes Loudoun county, as they did not report data to COG in 2007.)

NOTE: With the exception of the cities of Manassas and Manassas Park, all other COG members, cities and towns, receive services through their neighboring counties; hence, their data is included in the county's report. For instance:

- Fairfax County serves the City of Falls Church & the City of Fairfax.
- Montgomery County serves the City of Rockville, City of Gaithersburg and City of Takoma Park.
- Prince George's County serves the Town of Bladensburg, City of Bowie, City of College Park & City of Greenbelt.
- Frederick County serves the City of Frederick.



Children In Foster Care:



Number of Children in Foster Care	<i>2008</i>	<i>2007</i>	<i>Change</i>
District of Columbia	2264	2193	3.2%
Frederick County	140	162	-13.6%
Montgomery County	575	572	0.5%
Prince George's County	608	586	3.8%
City of Alexandria	181	194	-6.7%
Arlington County	147	139	5.8%
Fairfax County	394	471	-16.3%
Loudoun County ¹	87	N/A	N/A
Prince William County	99	113	-12.4%
Total (including Loudoun County)	4495	4430	
Total for comparison (excluding Loudoun)	4408	4430	-0.5%

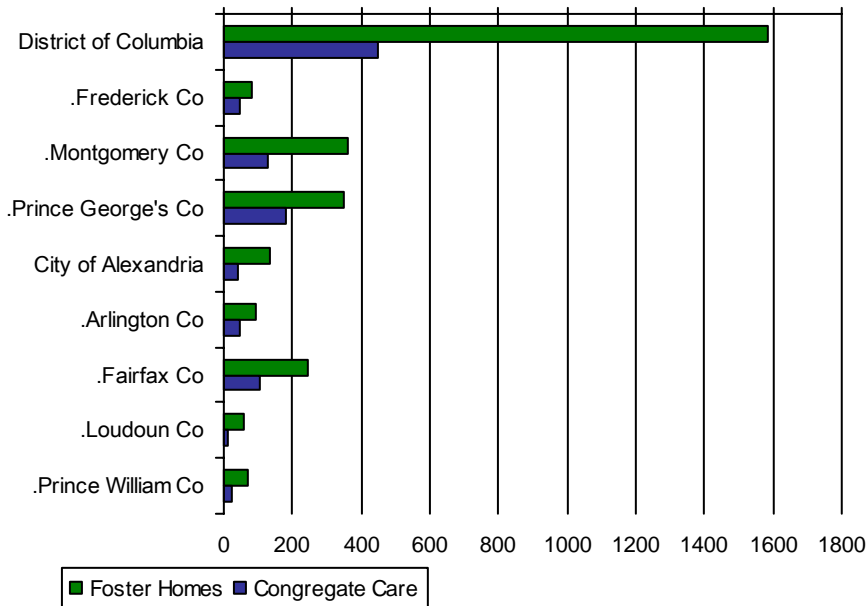
¹ Data for Loudoun County was not collected in 2007.

NOTE: Numbers are as of December 31, 2008.

Summary: The number of children in foster care decreased by .5% as compared to 2007. This comparison excludes Loudoun county. Loudoun county did not submit data in 2007.



Foster Homes vs. Congregate Care



2 Data for Loudoun County was not collected in 2007.

	<i>Foster Homes</i>		<i>Congregate Care</i>	
	<i>2008</i>	<i>% Change</i>	<i>2008</i>	<i>% Change</i>
District of Columbia	1586	0.2%	448	-4.7%
Frederick County	82	5.1%	46	-13.2%
Montgomery County	363	-0.5%	130	4.0%
Prince George's County	352	1.4%	181	12.4%
City of Alexandria	134	8.9%	38	-25.5%
Arlington County	96	35.2%	47	-17.5%
Fairfax County	244	-13.5%	105	-22.8%
Loudoun County ²	60	N/A	14	N/A
Prince William County	70	4.5%	26	-40.9%
Total	2987	0.4%	1035	-6.9%

Note: The foster home category includes: specialized & regular homes, purchase of care homes and relative homes. The congregate care category includes: children in group, residential and independent living care.

Summary: The region used **6.9% fewer group homes and .4% more family-like foster homes** in 2008 as compared to 2007. (This regional statistic excludes Loudoun county, as they did not report data to COG in 2007.)

Foster Families:

Approved Foster Families:			
	<i>2008</i>	<i>2007</i>	<i>Change</i>
District of Columbia	1197	1260	-5.0%
Frederick County	86	84	2.4%
Montgomery County	291	304	-4.3%
Prince George's County	166	126	31.7%
City of Alexandria	84	81	7.4%
Arlington County	56	53	5.7%
Fairfax County	167	170	-1.8%
Loudoun County ³	48	N/A	N/A
Prince William County	98	76	28.9%
Total (including Loudoun County)	2196	2154	
Total (excluding Loudoun County)	2098	2154	-2.6%
Note: Prince George's County's 2007 count does not include foster families who are waiting to adopt children.			

3 Data for Loudoun County was not collected in 2007.

Summary: In 2008 the region retained fewer foster families than in 2007. Specifically there was a 2.6% decrease in homes approved by the end of 2008. (This regional statistic excludes Loudoun county, as they did not report data to COG in 2007.)



Foster Parent Reimbursements:

Age 4 and younger	
District of Columbia	\$887.70
Frederick County	\$835.00
Montgomery County	\$835.00
Prince George's County	\$875.00
City of Alexandria	\$423.00
Arlington County	\$423.00
Fairfax County	\$423.00
Loudoun County	\$423.00
Prince William County	\$423.00



Age 5-12	
District of Columbia	\$887.70
Frederick County	\$835.00
Montgomery County	\$835.00
Prince George's County	\$875.00
City of Alexandria	\$495.00
Arlington County	\$495.00
Fairfax County	\$495.00
Loudoun County	\$495.00
Prince William County	\$495.00

Age 13 and up	
District of Columbia	\$957.30
Frederick County	\$850.00
Montgomery County	\$850.00
Prince George's County	\$890.00
City of Alexandria	\$628.00
Arlington County	\$628.00
Fairfax County	\$628.00
Loudoun County	\$625.00
Prince William County	\$628.00

Note: Foster parent reimbursement rates count above shows "regular" rates only.



Adoptions:

Waiting Children			By sex		By Race				By Age				
	Total 2008	Other 2008	M	F	Black	White	Hispanic	Other	>1 yr	1-5 yr	6-10yr	11-15 yr	16-18 yr
District of Columbia	487	293	123	170	284	3		6	49	94	146		4
Frederick County	21	10	6	4	4	6					5	3	2
Montgomery County	58	12	6	6	7	1	3	1			2	7	3
Prince George's County	71	19	12	7	17	2					4	10	5
City of Alexandria	27	17	13	4	10	6		1		4	9	4	
Arlington County	22	5	2	3	3	2					1	4	
Fairfax County	80	13	10	3	7	4	2				4	8	1
Prince William County	18	9	4	5	9					1	4	4	
Total	713												

Note: Loudoun County reports having no (zero) waiting children in 2008.

NOTE: The "Total 2008" figure is defined as children who have a goal of adoption and/or whose parental right have been terminated. Does not include children 16 years old and older who have a goal of emancipation.

The "Other 2008" figure is defined as children with a goal of adoption and who have not yet been matched with a permanent resource. The "other" figure is broken down by gender, race and age.

Note: The District of Columbia's "Other 2008" count age breakdown differs slightly:

- 49 children are 0-5 years old
- 94 children are 6—11 years old
- 146 children are 12—17 years old
- 4 children are 18 years old and above

Child Adoptions

	2008	2007	Change
District of Columbia	81	130	-37.7%
Frederick County	12	13	-7.7%
Montgomery County	46	20	130.0%
Prince George's County	22	25	-12.0%
City of Alexandria	29	14	107.1%
Arlington County	12	15	-20.0%
Fairfax County	48	40	20.0%
Loudoun County ⁴	9		N/A
Prince William County	4	7	-42.9%
Total	263	264	-.4%

Summary: The number of child adoptions throughout the region slightly decreased by .4% from 2007 to 2008. (This regional statistic excludes Loudoun county, as they did not report data to COG in 2007.)

⁴ Data for Loudoun County was not collected in 2007.

COG member jurisdictions:

District of Columbia

Town of Bladensburg

City of Bowie

City of College Park

City of Frederick

Frederick County

City of Gaithersburg

City of Greenbelt

Montgomery County

Prince George's County

City of Rockville

City of Takoma Park

City of Alexandria

Arlington County

City of Fairfax

Fairfax County

City of Falls Church

Loudoun County

City of Manassas

City of Manassas Park

Prince William County

Metropolitan Washington

Council of Governments

777 North Capitol Street NE

Washington, DC 20002

202-962-3200

www.mwcog.org

