

# Regional Public Transportation Subcommittee Work Program

Eric Randall

TPB Staff

April 28, 2015

# Topics

- Federal Register – New Bus Grants Circular
  - April 16: FTA notice of new Circular for Section 5339 Bus and Bus Facilities Formula Program
- MAP-21 Performance Rules
  - Transit Asset Management and Transit Agency Safety Rules are now anticipated August 2015
- Outline of “State of Public Transportation” Report



# Outline of proposed “*State of Public Transportation*” Annual Report

## 1. Intro / Overview

- Introduction: transit in the national capital region (pictures)

## 2. Statistics by mode (local bus, express bus, BRT, heavy rail, etc.), not by operator

- Ridership trends and Service data (e.g., revenue miles)
- Financial Data – OpEx/CapEx
- MAP-21 Data (Asset Management and Safety) (*once finalized*)

## 3. Regional transit highlights (pictures, charts, maps, text)

## 4. Past/Upcoming Accomplishments / Major Events

- Projects started/completed, major studies, etc.

## 5. Issues Discussed at RPTS

- E.g., customer info, maintenance facilities, downtown staging needs (bus and rail), technology integration, etc.

## 6. Findings / Recommendations for consideration by the TPB

- References and resources.

# SoPTR – Data Request

Use NTD data submission for report data. Key items would be summarized and included in the Report

- Preferred data for use in the Report would be the latest National Transit Database (NTD) submission for each operator
- Reporting Year 2014 data was submitted either end of January or will be at the end of April 2015 (depending upon your fiscal year end date).

Data would include:

- Statistics by mode (local bus, express bus, streetcar, BRT, heavy rail, etc.), not by operator
  - Ridership trends and Service Data
  - Financial Data – Funding and OpEx/CapEx

## METRO TRANSIT: REGULAR ROUTE BUS



**Contact** Brian Lamb  
**Title** General manager  
**Street** 560 Sixth Avenue North  
**City State Zip** Minneapolis MN 55411  
**Telephone** 612.373.3333  
**E-mail** [brian.lamb@metrotransit.org](mailto:brian.lamb@metrotransit.org)  
**Website** [metrotransit.org](http://metrotransit.org)



# Existing Public Transportation Reports

## State DOTs –

- Mandated report on transit (Indiana, Minnesota, Washington)
- Part of consolidated transportation plan (Maryland)

### 2012 highlights

- Purchased two next-generation hybrid-electric buses
- 33 new hybrid-electric buses began service in St. Paul and communities in the east metro
- Achieved highest maintenance reliability in service history: 7,456 miles between road calls
- Opened 180-space park & ride lot in Little Canada with express service to Minneapolis and St. Paul

### System snapshot

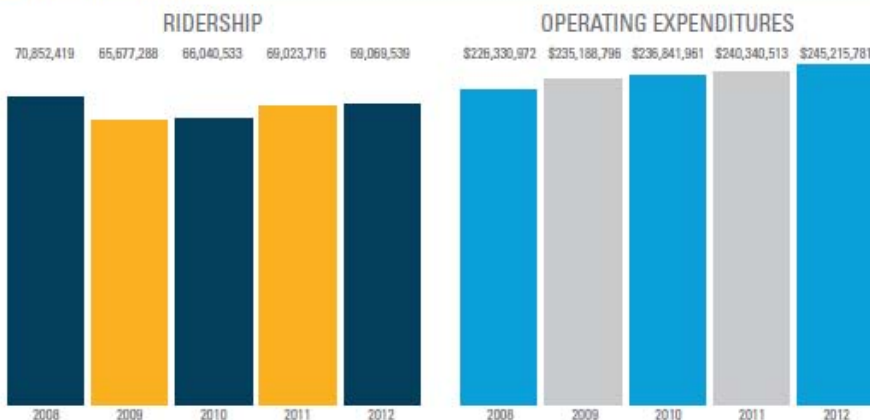
<b>Legal Name</b>	Metro Transit
<b>Governance</b>	Regional
<b>Area Served</b>	Anoka, Dakota, Hennepin, Ramsey, Washington counties Metro
<b>Legislative District</b>	Metro
<b>Congressional District</b>	2, 3, 4, 5, 6

### System characteristics

**Vehicle fleet** 740 buses, 166 articulated buses, 26 motor coaches  
**Service type** Fixed route

**Hours of Operation**  
 Monday - Friday 12:00 am - 11:59 pm  
 Saturday 12:00 am - 11:59 pm  
 Sunday 12:00 am - 11:59 pm  
**Base fare** \$1.75 - \$3.00

### System performance

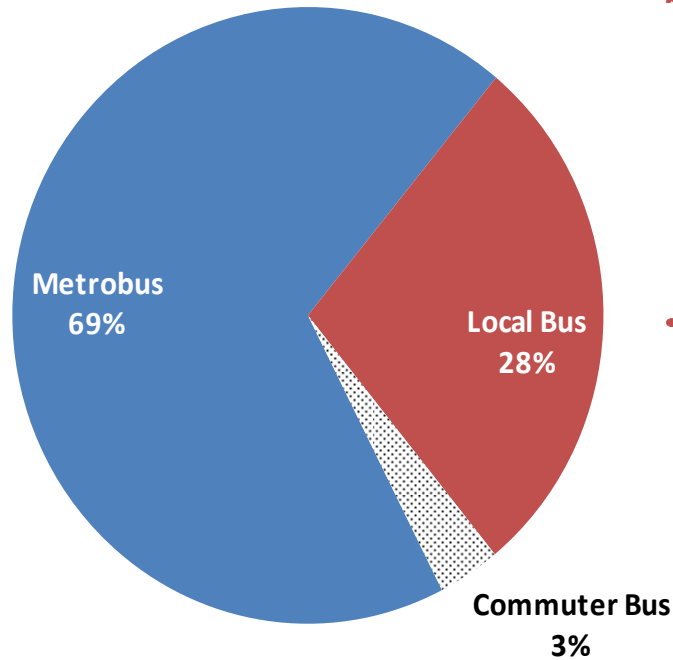


Typically focus on ridership and financial statistics.

# Regional Bus Operations

- In addition to Metrobus, twelve public agencies operate buses in the Metropolitan Washington region.

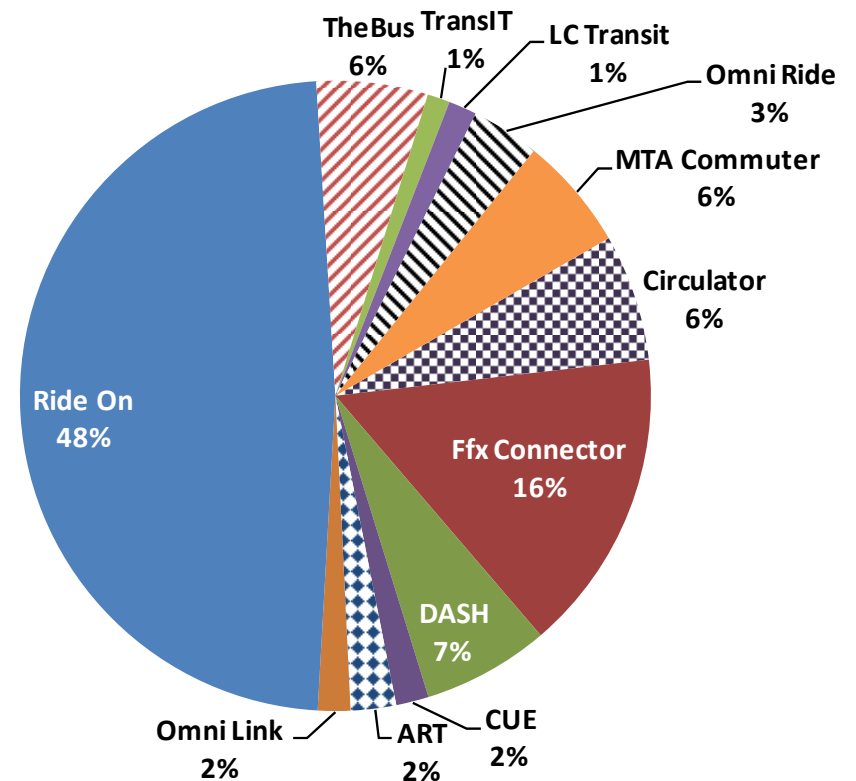
**2009 Public Bus Ridership**



**Annual trips (2009): 195 million  
(39% of all regional transit trips)**

*31% of bus trips*

**2009 Bus Ridership - Local Systems**



**Annual trips (2009): 61 million**

# SoPTR Info Request – Accomplishments

Agency's notable transit accomplishments for the year

- Projects completed/in progress/started
- Major studies completed/in progress/started
- Significant operational achievements

Examples include:

- Transit line/facility openings, State of Good Repair investments, new vehicles, etc.
- Transit Development Plans, Strategic Plans, Corridor Project Studies, New Starts Applications, etc.
- Service expansion, new customer information technology, improved customer satisfaction, safety awards, etc.

# SoPTR Info Request – Priority Themes

Agency's input for public transportation priority themes (up to 6)

- Suggested projects, including a range of costs and timeframe for implementation.
- Themes and projects should be regionally significant.

Examples include:

- Surface Transit Priority treatments in use or development
  - Dedicated lanes (stats on potential benefits, travel time savings, etc.)
  - Transit Spinal Priority, queue jump lanes, etc. (with data)
  - Off-board fare payment
- Core capacity needs
  - Metrorail (healthy core, crowding relief, etc.)
  - MARC/VRE (Union Station/Long Bridge, storage facilities, etc.)
  - Downtown bus staging / layover areas
- Transit support facilities
  - Ridership/service demand misaligned with facility location
  - Storage/maintenance facility (i.e., garage/depot) and other support needs



# 2011 Regional Priorities for Bus

Second Priority List developed in 2011 and presented to TPB in May 2011. Eight themes developed from member inputs:



1. Serving Customers
2. Connecting the Region
3. Bottlenecks and Hot Spots – Bus Access to Regional Hubs / Activity Centers
4. The DC Core – Downtown DC Bus Center & Bus Stops
5. Regional Transit and Intermodal Transfer Centers
6. Providing the Fleet – Bus Facilities
7. Service Needs and Changes
8. Federal Relocation & BRAC

<http://www.mwcog.org/uploads/committee-documents/YF5WW1dX20110518131212.pdf>

# SoPTR Info Request – Options

SoPTR intent is to focus on:

1. Regional summary of data and accomplishments
2. Regional themes, goals, needs, etc.

Other suggested topics to include and discuss:

- a) Other mobility options and transportation network companies (TNCs), such as Uber, Lyft, Bridj, etc.
- b) Governance, management, administration
- c) Funding needs and financing
- d) Coordination of land use and transit planning and operations design
- e) Ridership service vs. coverage service

# Next Steps for *State of Public Transportation* Report

- January : Discuss Data for inclusion
  - Handout on MinnDOT and MDOT reports
- February : Discuss Information Topics for inclusion
- March: Discuss Draft Questionnaire
- April: Distribute Data & Information Questionnaire, with responses due end of May
- June: Present initial data profiles and outline of information topics.
- July: Present draft report for comment
- September: Approve final report.

# Next Steps for Members

(Revised Questionnaire to be sent out May 1)

## 1. Identify Contacts

Contact Name: \_\_\_\_\_

Operator/Jurisdictions: \_\_\_\_\_

Phone Number: \_\_\_\_\_ Email Address: \_\_\_\_\_

2. Provide NTD Data submission by May 12

3. Complete Information Questionnaire by May 26

– A list, with links, pictures, charts, maps, text, etc.

# Agenda Topics for 2015

- RPTS relies on participant contributions:
  - What would you like to present and discuss in upcoming meetings?

