

NATIONAL CAPITAL REGION TRANSPORTATION PLANNING BOARD
777 North Capitol Street, N.E.
Washington, D.C. 20002

**RESOLUTION ON AN AMENDMENT TO THE FY 2023-2026 TRANSPORTATION
IMPROVEMENT PROGRAM (TIP) THAT IS EXEMPT FROM THE AIR QUALITY
CONFORMITY REQUIREMENT TO INCLUDE TIP ACTION 23-23.1 WHICH ADDS
FUNDING FOR ONE NEW BRIDGE PROJECT AND REPROGRAMS FUNDS ACROSS
45 EXISTING PROJECT AND PROGRAM RECORDS, AS REQUESTED BY
THE DISTRICT DEPARTMENT OF TRANSPORTATION (DDOT)**

WHEREAS, the National Capital Region Transportation Planning Board (TPB), as the federally designated metropolitan planning organization (MPO) for the Washington region, has the responsibility under the provisions of the Fixing America's Surface Transportation (FAST) Act, reauthorized November 15, 2021 when the Infrastructure Investment and Jobs Act (IIJA) was signed into law, for developing and carrying out a continuing, cooperative and comprehensive transportation planning process for the metropolitan area; and

WHEREAS, the TIP is required by the Federal Highway Administration (FHWA) and the Federal Transit Administration (FTA) as a basis and condition for all federal funding assistance to state, local and regional agencies for transportation improvements within the Washington planning area; and

WHEREAS, on June 15, 2022, the TPB adopted the FY 2023-2026 TIP; and

WHEREAS, DDOT has requested an amendment to the FY 2023-2026 TIP to include TIP Action 23-23.1, which adds approximately \$38.4 million for a new project record: **New York Ave. NE Bridge over CSX Railroad (T13571)**, and reprograms funding across the 45 other project and program records listed at the end of this resolution resulting in a net reduction of approximately \$4438.4 million to the 4-year program total of the TIP, as described in the attached materials; and

WHEREAS, the attached materials include:

- ATTACHMENT A) Programming Overview report showing how the new and amended records will appear in the TIP following approval,
- ATTACHMENT B) Amendment Summary report showing the total project cost or 4-year program total before and after the amendment, the delta between those and the percentage change from the initial amount, the reason for the amendment, and a Change Summary narrative providing line-item changes to every programmed amount by fund source, fiscal year, and project phase, and
- ATTACHMENT C) Letter from DDOT dated August 28, 2023, requesting the amendments; and

WHEREAS, these amendments have been entered into the TPB's Project InfoTrak database under TIP Action 23-23.1, creating the 23rd amended version of the FY 2023-2026 TIP, which supersedes all previous versions of the TIP and can be found online at www.mwcog.org/ProjectInfoTrak; and

WHEREAS, the South Capitol Street Corridor project (T3423) is included in the Air Quality Conformity Analysis of the 2022 Update to Visualize 2045 and the FY 2023-2026 TIP, and the remaining projects and programs are exempt from the air quality conformity requirement, as defined in Environmental Protection Agency’s (EPA) Transportation Conformity Regulations as of April 2012; and

WHEREAS, record titles that include the word “INFORMATIONAL” in the list below and in the attached materials are those where funding was previously programmed in the current four-year span of the TIP, but is being reprogrammed beyond the fiscal years of the current TIP by this amendment; and

WHEREAS, this resolution and the amendments to the FY 2023-2026 TIP shall not be considered final until the Transportation Planning Board has had the opportunity to review and accept these materials at its next full meeting.

NOW, THEREFORE, BE IT RESOLVED THAT the Steering Committee of the National Capital Region Transportation Planning Board amends the FY 2023-2026 TIP to include TIP Action 23-23.1 which adds approximately \$38.4 million for a new project record: **New York Ave. NE Bridge over CSX Railroad (T13571)**, and reprograms funding across 45 other project and program records listed below and on the following page resulting in a net reduction of approximately \$448.4 million to the 4-year program total of the TIP), as described in the attached materials.

TIP ID	RECORD TITLE	CHANGE AMOUNT	AMENDED COST
T13571	New York Avenue Bridge, NE over CSX RR(*	\$38,406,250	\$38,406,250
T3423	South Capitol Street Corridor	-\$572,083,000	\$207,400,000
T6490	Southwest Freeway Bridge over South Capitol Street	-\$58,318,751	\$8,500,000
T5342	Approach Bridges to 14th Street Bridge	-\$33,092,500	\$6,750,000
T11596	10th Street Bridge over I-395	-\$26,465,000	\$6,500,000
T11604	DC Circulator Bus Procurement	-\$13,659,033	\$37,777,176
T11592	I-395 Southbound Exit Ramp to Southwest Freeway	-\$12,689,750	\$14,604,000
T6801	Aspen St NW Improvements	-\$7,701,000	\$6,159,000
T6428	Anacostia Ave NE over Anacostia River Outlet Bridge Rehabilitation	-\$3,534,500	\$14,200,000
T2927	Highway Structures Preventive Maintenance and Repairs	-\$3,210,146	\$26,676,047
T2945	District TDM (goDCgo)	-\$1,840,596	\$10,241,511
T3213	Planning and Management Systems	-\$1,522,829	\$43,353,614
T5957	Pennsylvania Ave and Potomac Ave SE Intersection Improvements	-\$1,163,300	\$23,978,645
T6812	William Howard Taft Memorial Bridge Rehabilitation	-\$929,500	\$16,000,000
T6516	Pedestrian Bridge over Arizona Ave NW and Connecting Trail Rehabilitation	-\$922,250	\$12,537,750
T3212	Safety Improvements Citywide	-\$681,884	\$68,384,709
T3215	Pavement Restoration -	-\$656,750	\$52,074,250
T5316	Guardrails and Attenuators	-\$495,834	\$11,361,934
T3242	Stormwater-Hydraulic Structures and Flood Management Works	-\$241,400	\$25,994,698
T5313	Urban Forestry Program	-\$172,247	\$2,227,412

T2796	National Recreational Trails	-\$156,000	\$3,264,002
T11622	National Electric Vehicle Infrastructure Deployment Program (NEVI)	-\$52,669	\$9,524,446
T2743	Great Streets - Pennsylvania Ave, SE	-\$1,000	\$15,000,000
T6105	DC Circulator	-\$1,000	\$773,994
T5802	AWI Program Manager	\$0	\$10,000,000
T11612	Research Program and Projects	\$0	\$5,000
T5298	Emergency Transportation Project	\$0	\$100,000
T3219	Commuter Connections Program	\$151,750	\$3,626,234
T11591	Clean Air Partners	\$189,000	\$536,000
T2699	Asset Preservation of Tunnels in the District of Columbia	\$398,519	\$111,697,179
T6610	Citywide Large Guide Sign Maintenance	\$702,335	\$22,826,120
T3210	Transportation Alternatives Program	\$748,950	\$5,086,123
T6102	Planning Activities Passthrough (MWCOCG)	\$1,804,037	\$27,459,382
T6644	Pavement Restoration - STBG Streets	\$3,239,297	\$4,679,297
T3202	Bridge Design	\$3,255,000	\$9,640,769
T5922	Freight Planning Program	\$4,691,720	\$8,409,875
T3216	Traffic Operations Improvements Citywide	\$8,777,025	\$60,473,481
T11611	Traffic Operations Improvements Projects	\$8,895,822	\$26,221,135
T6187	I-395 HOV Bridge over Potomac River	\$9,998,275	\$35,998,275
T6315	East Capitol Street Corridor Mobility & Safety Plan	\$11,940,426	\$61,907,725
T6657	New York Ave NE Bridge over Anacostia River	\$12,166,550	\$35,000,000
T2633	Size and Weight Enforcement Program	\$12,805,579	\$25,842,227
T6804	I-66 Ramp to Whitehurst Frwy and K Street NW Bridge over Whitehurst Freeway	\$17,147,500	\$49,483,750
T6240	Safety and Geometric Improvements of I-295	\$25,471,212	\$28,272,212
T11598	Rehabilitation of Whitehurst Freeway Bridge	\$39,900,500	\$45,000,000
T5346	Theodore Roosevelt Bridge Rehabilitation	\$90,498,061	\$224,420,843
TOTALS:		-\$448,403,131	\$1,458,375,065

* Indicates new project record



<i>TIP ID</i>	T11591	<i>Lead Agency</i>	District Department of Transportation	<i>Project Type</i>	Environmental Only Project
<i>Project Name</i>	Clean Air Partners	<i>County</i>	Washington	<i>Total Cost</i>	\$536,000
<i>Project Limits</i>		<i>Municipality</i>	District of Columbia	<i>Completion Date</i>	2045
		<i>Agency Project ID</i>			

Description Clean Air Partners strives to improve public health and the environment by working with governmental agencies, businesses, organizations, and individuals throughout the region to raise awareness and reduce air pollution through education and voluntary actions. Clean Air Partners also communicate daily forecasts and real-time air quality to enable residents to change behaviors to protect their health and improve the air in the region.

Phase	AC/ACCP Source	Prior	FY2023	FY2024	FY2025	FY2026	Future	4 Year Total	Total	*Map Has Not Been Marked
PE	CMAQ	-	\$66,400	\$68,400	\$70,400	\$72,400	\$151,200	\$277,600	\$428,800	
PE	DC/STATE	-	\$16,600	\$17,100	\$17,600	\$18,100	\$37,800	\$69,400	\$107,200	
	<i>Total PE</i>	-	\$83,000	\$85,500	\$88,000	\$90,500	\$189,000	\$347,000	\$536,000	
	<i>Total Programmed</i>	-	\$83,000	\$85,500	\$88,000	\$90,500	\$189,000	\$347,000	\$536,000	

Version History

<i>TIP Document</i>		<i>MPO Approval</i>	<i>FHWA Approval</i>	<i>FTA Approval</i>
23-00	Adoption 2023-2026	06/15/2022	8/25/2022	8/25/2022
23-02	Amendment 2023-2026	09/16/2022	N/A	N/A
23-23.1	Amendment 2023-2026	09/20/2023	Pending	Pending

Current Change Reason

SCHEDULE / FUNDING / SCOPE - Cost change(s), Schedule Change(s)

Funding Change(s):

Total project cost increased from \$347,000 to \$536,000



<i>TIP ID</i>	T11592	<i>Lead Agency</i>	District Department of Transportation	<i>Project Type</i>	Bridge - Rehab
<i>Project Name</i>	I-395 Southbound Exit Ramp to Southwest Freeway	<i>County</i>	Washington	<i>Total Cost</i>	\$14,604,000
<i>Project Limits</i>		<i>Municipality</i>	District of Columbia	<i>Completion Date</i>	2030
		<i>Agency Project ID</i>			
<i>Description</i>	Replace bridge deck; repair/repaint structural steel; replace bearings; repair spalls/seal cracks in substructure; upgrade approach guiderail and transition; address maintenance and rehabilitation recommendations in the inspection report.				

Phase	AC/ACCP Source	Prior	FY2023	FY2024	FY2025	FY2026	Future	4 Year Total	Total
PE	BFP	-	-	\$2,083,200	-	-	-	\$2,083,200	\$2,083,200
PE	DC/STATE	-	-	\$520,800	-	-	-	\$520,800	\$520,800
	<i>Total PE</i>	-	-	\$2,604,000	-	-	-	\$2,604,000	\$2,604,000
CON	BFP	-	-	-	-	-	\$9,600,000	-	\$9,600,000
CON	DC/STATE	-	-	-	-	-	\$2,400,000	-	\$2,400,000
	<i>Total CON</i>	-	-	-	-	-	\$12,000,000	-	\$12,000,000
	<i>Total Programmed</i>	-	-	\$2,604,000	-	-	\$12,000,000	\$2,604,000	\$14,604,000



Version History

<i>TIP Document</i>		<i>MPO Approval</i>	<i>FHWA Approval</i>	<i>FTA Approval</i>
23-00	Adoption 2023-2026	06/15/2022	8/25/2022	8/25/2022
23-01.1	Amendment 2023-2026	09/21/2022	10/06/2022	06/26/2023
23-23.1	Amendment 2023-2026	09/20/2023	Pending	Pending

Current Change Reason

SCHEDULE / FUNDING / SCOPE - Cost change(s), Schedule Change(s)

Funding Change(s):

Total project cost decreased from \$27,293,750 to \$14,604,000



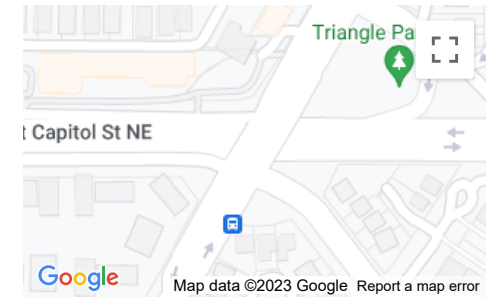
TIP ID T11594
Project Name Rehabilitation of Minnesota Ave Bridge over East Capitol St.
Project Limits

Lead Agency District Department of Transportation
County Washington
Municipality District of Columbia
Agency Project ID

Project Type Bridge - Rehab
Total Cost \$0
Completion Date 2028

Description Rehabilitation of Minnesota Ave Bridge over East Capitol St.

Phase	AC/ACCP Source	Prior	FY2023	FY2024	FY2025	FY2026	Future	4 Year Total	Total
-------	----------------	-------	--------	--------	--------	--------	--------	--------------	-------



Version History

<i>TIP Document</i>		<i>MPO Approval</i>	<i>FHWA Approval</i>	<i>FTA Approval</i>
23-00	Adoption 2023-2026	06/15/2022	8/25/2022	8/25/2022
23-02	Amendment 2023-2026	09/16/2022	N/A	N/A
23-23.1	Amendment 2023-2026	09/20/2023	<i>Pending</i>	<i>Pending</i>

Current Change Reason

Delete project
Funding Change(s):
 Total project cost decreased from \$2,560,600 to



TIP ID T11596
Project Name 10th Street Bridge over I-395-**INFORMATIONAL**
Project Limits

Lead Agency District Department of Transportation
County Washington
Municipality District of Columbia
Agency Project ID

Project Type Bridge - Rehab
Total Cost \$6,500,000
Completion Date 2029

Description The bridge is in poor condition, there is some corrosion and section loss in beams, girders, and stiffeners, bearings are in bad condition, superstructure needs to be rehabilitated/replaced. Cracks, Efflorescence and Spalls with Exposed Corroded, Reinforcing Steel in Concrete Deck Soffit, Section Loss in Steel Girders, Cracks with Efflorescence, Spalls and Delaminated Areas in Backwall and Bridge Seat, Stormwater Drainage inlets, transverse expansion joints, missing bricks, granite gutters need restore/repair

Phase	AC/ACCP Source	Prior	FY2023	FY2024	FY2025	FY2026	Future	4 Year Total	Total
CON	NHPP	-	-	-	-	-	\$5,200,000	-	\$5,200,000
CON	DC/STATE	-	-	-	-	-	\$1,300,000	-	\$1,300,000
	<i>Total CON</i>	-	-	-	-	-	\$6,500,000	-	\$6,500,000
	<i>Total Programmed</i>	-	-	-	-	-	\$6,500,000	-	\$6,500,000



Version History

<i>TIP Document</i>		<i>MPO Approval</i>	<i>FHWA Approval</i>	<i>FTA Approval</i>
23-00	Adoption 2023-2026	06/15/2022	8/25/2022	8/25/2022
23-02	Amendment 2023-2026	09/16/2022	N/A	N/A
23-23.1	Amendment 2023-2026	09/20/2023	<i>Pending</i>	<i>Pending</i>

Current Change Reason

SCHEDULE / FUNDING / SCOPE - Cost change(s), Programming Update, Schedule Change(s)

Funding Change(s):

Total project cost decreased from \$32,965,000 to \$6,500,000



TIP ID T11598
Project Name Rehabilitation of Whitehurst Freeway Bridge
Project Limits

Lead Agency District Department of Transportation
County
Municipality
Agency Project ID

Project Type Bridge - Rehab
Total Cost \$45,000,000
Completion Date 2028

Description "This structure was constructed in 1949 and was last rehabilitated in 1998. The sufficiency rating is 59.4% (3/12). The 2014 inspection report notes a NBI rating of 5 for the superstructure steel cross girders and the substructure intermediate steel columns and anchor bolts with a condition description of section loss due to corrosion on stringers, cross girders, columns, and anchor bolts. The project will perform detailed bridge inspection to assess the bridge condition with deficiencies, followed by engineering design for bridge rehabilitation."

Phase	AC/ACCP Source	Prior	FY2023	FY2024	FY2025	FY2026	Future	4 Year Total	Total
PE	BFP	-	-	\$2,000,000	-	-	\$2,000,000	\$2,000,000	\$4,000,000
PE	DC/STATE	-	-	\$500,000	-	-	\$500,000	\$500,000	\$1,000,000
	<i>Total PE</i>	-	-	\$2,500,000	-	-	\$2,500,000	\$2,500,000	\$5,000,000
CON	NHPP	-	-	-	-	-	\$32,000,000	-	\$32,000,000
CON	DC/STATE	-	-	-	-	-	\$8,000,000	-	\$8,000,000
	<i>Total CON</i>	-	-	-	-	-	\$40,000,000	-	\$40,000,000
	<i>Total Programmed</i>	-	-	\$2,500,000	-	-	\$42,500,000	\$2,500,000	\$45,000,000



Version History

<i>TIP Document</i>		<i>MPO Approval</i>	<i>FHWA Approval</i>	<i>FTA Approval</i>
23-00	Adoption 2023-2026	06/15/2022	8/25/2022	8/25/2022
23-02	Amendment 2023-2026	09/16/2022	N/A	N/A
23-23.1	Amendment 2023-2026	09/20/2023	Pending	Pending

Current Change Reason

SCHEDULE / FUNDING / SCOPE - Cost change(s), Programming Update

Funding Change(s):

Total project cost increased from \$5,099,500 to \$45,000,000



<i>TIP ID</i>	T11605	<i>Lead Agency</i>	District Department of Transportation	<i>Project Type</i>	Bridge - Preventive Maintenance
<i>Project Name</i>	South Capitol Street Bridge Asset Management	<i>County</i>	Washington	<i>Total Cost</i>	\$0
<i>Project Limits</i>		<i>Municipality</i>		<i>Completion Date</i>	2045
		<i>Agency Project ID</i>			
<i>Description</i>	Preventative maintenance for the new Frederick Douglass Memorial Bridge.				

Phase	AC/ACCP Source	Prior	FY2023	FY2024	FY2025	FY2026	Future	4 Year Total	Total
-------	----------------	-------	--------	--------	--------	--------	--------	--------------	-------



Version History

<i>TIP Document</i>			<i>MPO Approval</i>	<i>FHWA Approval</i>	<i>FTA Approval</i>
23-01.1	Amendment	2023-2026	09/21/2022	10/06/2022	06/26/2023
23-23.1	Amendment	2023-2026	09/20/2023	Pending	Pending

Current Change Reason

Delete project
Funding Change(s):
 Total project cost decreased from \$900,000 to



<i>TIP ID</i>	T11611	<i>Lead Agency</i>	District Department of Transportation	<i>Project Type</i>	Transportation Operations
<i>Project Name</i>	Traffic Operations Improvements Projects	<i>County</i>		<i>Total Cost</i>	\$26,221,335
<i>Project Limits</i>		<i>Municipality</i>		<i>Completion Date</i>	2045
		<i>Agency Project ID</i>			
<i>Description</i>	This project advances physical infrastructure projects related to traffic operations. a. 295 DMS Replacement b. Fiber Communication Networks on Major Arterial Corridors c. Moveable Pavement Marking Retroreflectivity Measurement and Data Collection e. Moveable Barrier System				

Phase	AC/ACCP Source	Prior	FY2023	FY2024	FY2025	FY2026	Future	4 Year Total	Total	*Various Locations
CON	HSIP	-	\$315,000	\$315,000	\$315,000	\$315,000	-	\$1,260,000	\$1,260,000	
CON	NHPP	-	\$1,031,428	\$1,060,675	\$1,113,450	\$1,168,858	-	\$4,374,411	\$4,374,411	
CON	DC/STATE	-	\$2,248,189	\$2,215,501	\$313,363	\$327,215	-	\$5,104,268	\$5,104,268	
CON	STBG	-	\$7,821,328	\$7,661,328	-	-	-	\$15,482,656	\$15,482,656	
	<i>Total CON</i>	-	\$11,415,945	\$11,252,504	\$1,741,813	\$1,811,073	-	\$26,221,335	\$26,221,335	
	<i>Total Programmed</i>	-	\$11,415,945	\$11,252,504	\$1,741,813	\$1,811,073	-	\$26,221,335	\$26,221,335	

Version History

<i>TIP Document</i>	<i>MPO Approval</i>	<i>FHWA Approval</i>	<i>FTA Approval</i>
23-05.1 Amendment 2023-2026	11/16/2022	12/14/2022	Pending
23-23.1 Amendment 2023-2026	09/20/2023	Pending	Pending

Current Change Reason

SCHEDULE / FUNDING / SCOPE - Cost change(s), Schedule Change(s)

Funding Change(s):
 Total project cost increased from \$17,325,513 to \$26,221,335



<i>TIP ID</i>	T11612	<i>Lead Agency</i>	District Department of Transportation	<i>Project Type</i>	Study/Planning/Research
<i>Project Name</i>	Research Program and Projects	<i>County</i>	Washington	<i>Total Cost</i>	\$6,000,000
<i>Project Limits</i>		<i>Municipality</i>	District of Columbia	<i>Completion Date</i>	2045
		<i>Agency Project ID</i>			

Description This project supports the State Planning & Research Program for the District Department of Transportation. It includes management of the research program and the individual projects selected each year.
 a. Research Development and Technology Transfer b. Research Development and Technology Transfer Projects: 1. Building Up Agency-Wide Automated Image Processing Capability to Inform Safety and Mobility 2. Identifying and Intervening with High-Risk Drivers 3. Tax Revenue and Telecommuting" 4. Low-Income Transit Fare Pilot Program Evaluation 5. Sidewalk Condition Assessment Leveraging Machine Learning/ AI and Mobile LiDAR 6. Evaluation of Different Curb Extension Treatments for Pedestrian Comfort and Safety at Intersections 7. Measuring the effectiveness of DC Commuter Benefits Law and its impact on sustainable mode choices in Washington, DC

Phase AC/ACCP	Source	Prior	FY2023	FY2024	FY2025	FY2026	Future	4 Year Total	Total	
PE	SPR	-	\$1,200,000	\$1,200,000	\$1,200,000	\$1,200,000	-	\$4,800,000	\$4,800,000	
PE	DC/STATE	-	\$300,000	\$300,000	\$300,000	\$300,000	-	\$1,200,000	\$1,200,000	
	<i>Total PE</i>	-	\$1,500,000	\$1,500,000	\$1,500,000	\$1,500,000	-	\$6,000,000	\$6,000,000	
	<i>Total Programmed</i>	-	\$1,500,000	\$1,500,000	\$1,500,000	\$1,500,000	-	\$6,000,000	\$6,000,000	*Map Has Not Been Marked

Version History

<i>TIP Document</i>			<i>MPO Approval</i>	<i>FHWA Approval</i>	<i>FTA Approval</i>
23-05.1	Amendment	2023-2026	11/16/2022	12/14/2022	<i>Pending</i>
23-23.1	Amendment	2023-2026	09/20/2023	<i>Pending</i>	<i>Pending</i>

Current Change Reason

SCHEDULE / FUNDING / SCOPE - Programming Update

Funding Change(s):
 Total project cost stays the same \$6,000,000



<i>TIP ID</i>	T11622	<i>Lead Agency</i>	District Department of Transportation	<i>Project Type</i>	Road - ITS/Technology
<i>Project Name</i>	National Electric Vehicle Infrastructure Deployment Program (NEVI)	<i>County</i>		<i>Total Cost</i>	\$9,524,446
<i>Project Limits</i>		<i>Municipality</i>		<i>Completion Date</i>	2028
		<i>Agency Project ID</i>			

Description The National Electric Vehicle Infrastructure (NEVI) Formula Program provides dedicated funding for the deployment of EV charging infrastructure. This funding will establish a publicly accessible interconnected network of EV charging stations to facilitate data collection, access, and reliability. Funding under this program is initially directed to designated Alternative Fuel Corridors (AFCs) for electric vehicles to build out this national network, particularly the Interstate Highway System.

Phase	AC/ACCP Source	Prior	FY2023	FY2024	FY2025	FY2026	Future	4 Year Total	Total	*Various Locations
PE	NEVI	-	-	\$933,333	\$933,333	\$933,333	-	\$2,799,999	\$2,799,999	
PE	DC/STATE	-	-	\$233,333	\$233,333	\$233,333	-	\$699,999	\$699,999	
	<i>Total PE</i>	-	-	\$1,166,666	\$1,166,666	\$1,166,666	-	\$3,499,998	\$3,499,998	
CON	NEVI	-	\$4,819,558	-	-	-	-	\$4,819,558	\$4,819,558	
CON	DC/STATE	-	\$1,204,890	-	-	-	-	\$1,204,890	\$1,204,890	
	<i>Total CON</i>	-	\$6,024,448	-	-	-	-	\$6,024,448	\$6,024,448	
	<i>Total Programmed</i>	-	\$6,024,448	\$1,166,666	\$1,166,666	\$1,166,666	-	\$9,524,446	\$9,524,446	

Version History

<i>TIP Document</i>			<i>MPO Approval</i>	<i>FHWA Approval</i>	<i>FTA Approval</i>
23-11.1	Amendment	2023-2026	02/15/2023	03/03/2023	03/22/2023
23-23.1	Amendment	2023-2026	09/20/2023	Pending	Pending

Current Change Reason

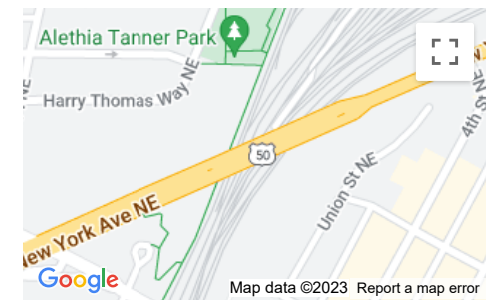
SCHEDULE / FUNDING / SCOPE - Cost change(s), Programming Update

Funding Change(s):
 Total project cost decreased from \$9,577,115 to \$9,524,446



<i>TIP ID</i>	T13571	<i>Lead Agency</i>	District Department of Transportation	<i>Project Type</i>	Bridge - Rehab
<i>Project Name</i>	New York Avenue Bridge, NE over CSX RR	<i>County</i>	Washington	<i>Total Cost</i>	\$38,406,250
<i>Project Limits</i>		<i>Municipality</i>	District of Columbia	<i>Completion Date</i>	2030
		<i>Agency Project ID</i>			
<i>Description</i>	The bridge is in poor condition, there is some corrosion and section loss in beams, girders, and stiffeners, bearings are in bad condition, the superstructure needs to be rehabilitated/replaced, substructure has a major scouring problem that must be addressed through rehab.				

Phase	AC/ACCP Source	Prior	FY2023	FY2024	FY2025	FY2026	Future	4 Year Total	Total
PE	BFP	-	-	-	\$1,200,000	-	\$2,400,000	\$1,200,000	\$3,600,000
PE	DC/STATE	-	-	-	\$300,000	-	\$600,000	\$300,000	\$900,000
	<i>Total PE</i>	-	-	-	\$1,500,000	-	\$3,000,000	\$1,500,000	\$4,500,000
CON	BFP	-	-	-	-	-	\$27,125,000	-	\$27,125,000
CON	DC/STATE	-	-	-	-	-	\$6,781,250	-	\$6,781,250
	<i>Total CON</i>	-	-	-	-	-	\$33,906,250	-	\$33,906,250
	<i>Total Programmed</i>	-	-	-	\$1,500,000	-	\$36,906,250	\$1,500,000	\$38,406,250



Version History

<i>TIP Document</i>		<i>MPO Approval</i>	<i>FHWA Approval</i>	<i>FTA Approval</i>
23-23.1	Amendment 2023-2026	09/20/2023	Pending	Pending

Current Change Reason

SCHEDULE / FUNDING / SCOPE - New project



<i>TIP ID</i>	T2633	<i>Lead Agency</i>	District Department of Transportation	<i>Project Type</i>	Freight Movement
<i>Project Name</i>	Size and Weight Enforcement Program	<i>County</i>	Washington	<i>Total Cost</i>	\$25,842,227
<i>Project Limits</i>		<i>Municipality</i>	District of Columbia	<i>Completion Date</i>	2045
		<i>Agency Project ID</i>	CI029A, CI053A		

Description This project provides trained personnel to enforce size and weight regulations, as well as increase the number of portable scales at Weigh in Motion sites on and off the Federal-aid System. This project will facilitate reducing weight violations and preventing premature deterioration of pavements and structures in the District, and in turn provide a safe driving environment. a. Weigh in Motion Operations Support b. Weigh in Motion Upgrade and Repair c. Upgrade Existing I-295 SB Weigh Station in the Freight Plan d. Truck Enforcement Equipment

Phase	AC/ACCP Source	FY2023	FY2024	FY2025	FY2026	4 Year Total	Total	*Map Has Not Been Marked
CON	NHFP	\$9,122,917	\$149,730	\$157,108	\$157,108	\$9,586,863	\$9,876,463	
CON	NHPP	-	\$10,242,400	-	-	\$10,242,400	\$10,242,400	
CON	DC/STATE	\$2,280,730	\$2,598,033	\$39,277	\$39,277	\$4,957,317	\$5,029,717	
	<i>Total CON</i>	\$11,403,647	\$12,990,163	\$196,385	\$196,385	\$24,786,580	\$25,148,580	
OTHER	NHFP	\$554,917	-	-	-	\$554,917	\$554,917	
OTHER	DC/STATE	\$138,730	-	-	-	\$138,730	\$138,730	
	<i>Total Other</i>	\$693,647	-	-	-	\$693,647	\$693,647	
	<i>Total Programmed</i>	\$12,097,294	\$12,990,163	\$196,385	\$196,385	\$25,480,227	\$25,842,227	

Version History

Current Change Reason

<i>TIP Document</i>		<i>MPO Approval</i>	<i>FHWA Approval</i>	<i>FTA Approval</i>
23-00	Adoption 2023-2026	06/15/2022	8/25/2022	8/25/2022
23-01.1	Amendment 2023-2026	09/21/2022	10/06/2022	06/26/2023
23-02	Amendment 2023-2026	09/16/2022	N/A	N/A
23-15.1	Amendment 2023-2026	04/19/2023	06/26/2023	06/26/2023
23-18	Amendment 2023-2026	05/12/2023	N/A	N/A
23-22	Amendment 2023-2026	08/25/2023	N/A	N/A
23-23.1	Amendment 2023-2026	09/20/2023	<i>Pending</i>	<i>Pending</i>

SCHEDULE / FUNDING / SCOPE - Cost change(s)

Funding Change(s):
 Total project cost increased from \$13,036,648 to \$25,842,227



<i>TIP ID</i>	T2699	<i>Lead Agency</i>	District Department of Transportation	<i>Project Type</i>	Road - Recons/Rehab/Maintenance
<i>Project Name</i>	Asset Preservation of Tunnels in the District of Columbia	<i>County</i>	Washington	<i>Total Cost</i>	\$111,697,179
<i>Project Limits</i>		<i>Municipality</i>	District of Columbia	<i>Completion Date</i>	2045
		<i>Agency Project ID</i>	CD018A, CD019A		

Description Long term performance-based asset preservation and maintenance program through which a private contractor provides maintenance services for the Districts sixteen (16) tunnels. In conjunction with this maintenance contract, FHWA requires the District to engage services of a consultant to provide the DDOT Tunnel Management staff with required technical assistance, asset evaluation support services, IT services, and required tunnel asset inspection services.

Phase	AC/ACCP Source	FY2023	FY2024	FY2025	FY2026	4 Year Total	Total
PE	LOCAL	-	-	-	-	-	\$292,950
PE	NHPP	\$128,008	-	-	-	\$128,008	\$1,299,808
PE	DC/STATE	\$32,002	-	-	-	\$32,002	\$32,002
	<i>Total PE</i>	\$160,010	-	-	-	\$160,010	\$1,624,760
CON	LOCAL	-	-	-	-	-	\$9,873,500
CON	NHPP	\$8,411,991	\$10,251,080	\$10,251,080	\$9,824,892	\$38,739,043	\$88,057,935
CON	DC/STATE	\$2,102,998	\$2,562,770	\$2,562,770	\$2,456,223	\$9,684,761	\$12,140,984
	<i>Total CON</i>	\$10,514,989	\$12,813,850	\$12,813,850	\$12,281,115	\$48,423,804	\$110,072,419
	<i>Total Programmed</i>	\$10,674,999	\$12,813,850	\$12,813,850	\$12,281,115	\$48,583,814	\$111,697,179



Version History

<i>TIP Document</i>		<i>MPO Approval</i>	<i>FHWA Approval</i>	<i>FTA Approval</i>
23-00	Adoption 2023-2026	06/15/2022	8/25/2022	8/25/2022
23-02	Amendment 2023-2026	09/16/2022	N/A	N/A
23-23.1	Amendment 2023-2026	09/20/2023	<i>Pending</i>	<i>Pending</i>

Current Change Reason

SCHEDULE / FUNDING / SCOPE - Cost change(s)

Funding Change(s):
 Total project cost increased from \$111,298,660 to \$111,697,179



TIP ID T2743
Project Name Great Streets - Pennsylvania Ave, SE
Project Limits Pennsylvania Ave to Minnesota
Lead Agency District Department of Transportation
County Washington
Municipality District of Columbia
Agency Project ID ED0B1A

Project Type Road - Intersection improvement
Total Cost \$15,000,000
Completion Date 2026

Description Construct facilities to improve reliability and safety of transit services, including transit lanes; provide bicycle lanes; and improve pedestrian circulation. Phase II will include work on Pennsylvania Ave. SE from the Sousa Bridge to west of 27th St. SE. a. Pennsylvania Ave and Minnesota Ave SE Intersection Improvements

Phase	AC/ACCP Source	Prior	FY2023	FY2024	FY2025	FY2026	Future	4 Year Total	Total
CON	HIP	-	-	\$12,000,000	-	-	-	\$12,000,000	\$12,000,000
CON	DC/STATE	-	-	\$3,000,000	-	-	-	\$3,000,000	\$3,000,000
	<i>Total CON</i>	-	-	\$15,000,000	-	-	-	\$15,000,000	\$15,000,000
	<i>Total Programmed</i>	-	-	\$15,000,000	-	-	-	\$15,000,000	\$15,000,000



Version History

<u>TIP Document</u>		<u>MPO Approval</u>	<u>FHWA Approval</u>	<u>FTA Approval</u>
23-00	Adoption 2023-2026	06/15/2022	8/25/2022	8/25/2022
23-23.1	Amendment 2023-2026	09/20/2023	Pending	Pending

Current Change Reason

SCHEDULE / FUNDING / SCOPE - Programming Update

Funding Change(s):

Total project cost decreased from \$15,001,000 to \$15,000,000



TIP ID T2796
Project Name National Recreational Trails
Project Limits
Lead Agency District Department of Transportation
County Washington
Municipality District of Columbia
Agency Project ID AF066A

Project Type Bike/Ped
Total Cost \$3,264,002
Completion Date

Description Programs associated with the Recreational Trails Program a program established to develop and maintain recreational trails and trail-related facilities. Mostly small projects; often grants to local groups. Through the D.C. Recreational Trails Program Advisory Committee, the District Department of Transportation will provide or grant funding to non-profits to provide the following services for District trails: maintain and restore existing trails; develop and rehabilitate trailside and trailhead facilities and trail linkages; purchase and lease trail construction and maintenance equipment; construct new trails; acquire easements or property for trails; assess trail conditions for accessibility and maintenance; develop and disseminate publications and operate educational programs to promote safety and environmental protection related to trails (including supporting non-law enforcement trail safety and trail use monitoring patrol programs, and providing trail-related training). a. Friends of Kenilworth Aquatic Gardens b. Student Conservation Association c. Anacostia Riverwalk Trailside Feature on 11th ST SE d. Kenilworth Aquatic Gardens Trail Maintenance and Accessibility e. Kingman and Heritage Islands Trail Maintenance f. Battery Kemble Park and Fort Totten Park Trail Maintenance g. Conditions Assessment of Oxon Run Park h. Trail and Bike Lane Counter Maintenance Program

Phase	AC/ACCP Source	FY2023	FY2024	FY2025	FY2026	4 Year Total	Total
PE	NRT	\$652,800	\$652,800	\$652,800	\$652,800	\$2,611,200	\$2,611,200
PE	DC/STATE	\$163,202	\$163,200	\$163,200	\$163,200	\$652,802	\$652,802
	<i>Total PE</i>	\$816,002	\$816,000	\$816,000	\$816,000	\$3,264,002	\$3,264,002
	<i>Total Programmed</i>	\$816,002	\$816,000	\$816,000	\$816,000	\$3,264,002	\$3,264,002



Version History

<i>TIP Document</i>		<i>MPO Approval</i>	<i>FHWA Approval</i>	<i>FTA Approval</i>
23-00	Adoption 2023-2026	06/15/2022	8/25/2022	8/25/2022
23-01.1	Amendment 2023-2026	09/21/2022	10/06/2022	06/26/2023
23-10	Amendment 2023-2026	01/13/2023	N/A	N/A
23-14	Amendment 2023-2026	03/17/2023	N/A	N/A
23-23.1	Amendment 2023-2026	09/20/2023	<i>Pending</i>	<i>Pending</i>

Current Change Reason

SCHEDULE / FUNDING / SCOPE - Cost change(s)
Funding Change(s):
 Total project cost decreased from \$3,420,002 to \$3,264,002



<i>TIP ID</i>	T2927	<i>Lead Agency</i>	District Department of Transportation	<i>Project Type</i>	Bridge - Preventive Maintenance
<i>Project Name</i>	Highway Structures Preventive Maintenance and Repairs	<i>County</i>	Washington	<i>Total Cost</i>	\$26,676,047
<i>Project Limits</i>		<i>Municipality</i>	District of Columbia	<i>Completion Date</i>	2045
		<i>Agency Project ID</i>	CD036A, CD042A, CD061		

Description This project provides a two-year base contract with two option years for the performance of preventive maintenance activities and initiating emergency repairs on highway structures on an as needed basis. The work includes concrete deck repair, replacement of expansion joints, repair or replacement of beams, girders and other structural steel, maintenance painting, application of low slump concrete overlays on bridge decks, concrete repair, underpinning and shoring of deficient bridge elements, jacking beams and restoring bearings, repair or replacement of bridge railings, guiderails and fencing, cleaning bridge scuppers and drain pipes, graffiti removal and other miscellaneous repair work on various highway structures.

Phase	AC/ACCP Source	FY2023	FY2024	FY2025	FY2026	4 Year Total	Total	*Various Locations
PE	NHPP	\$88,115	-	-	-	\$88,115	\$88,115	
PE	DC/STATE	\$22,029	-	-	-	\$22,029	\$22,029	
	<i>Total PE</i>	\$110,144	-	-	-	\$110,144	\$110,144	
CON	NHPP	\$5,075,133	\$3,888,640	\$4,096,960	\$4,305,280	\$17,366,013	\$17,366,013	
CON	DC/STATE	\$1,472,252	\$1,215,200	\$1,280,300	\$1,345,400	\$5,313,152	\$5,313,152	
CON	STBG	\$814,018	\$972,160	\$1,024,240	\$1,076,320	\$3,886,738	\$3,886,738	
	<i>Total CON</i>	\$7,361,403	\$6,076,000	\$6,401,500	\$6,727,000	\$26,565,903	\$26,565,903	
	<i>Total Programmed</i>	\$7,471,547	\$6,076,000	\$6,401,500	\$6,727,000	\$26,676,047	\$26,676,047	

Version History

<i>TIP Document</i>		<i>MPO Approval</i>	<i>FHWA Approval</i>	<i>FTA Approval</i>
23-00	Adoption 2023-2026	06/15/2022	8/25/2022	8/25/2022
23-01.1	Amendment 2023-2026	09/21/2022	10/06/2022	06/26/2023
23-23.1	Amendment 2023-2026	09/20/2023	<i>Pending</i>	<i>Pending</i>

Current Change Reason

SCHEDULE / FUNDING / SCOPE - Cost change(s)
Funding Change(s):
 Total project cost decreased from \$29,886,193 to \$26,676,047



<i>TIP ID</i>	T2945	<i>Lead Agency</i>	District Department of Transportation	<i>Project Type</i>	Transportation Operations
<i>Project Name</i>	District TDM (goDCgo)	<i>County</i>	Washington	<i>Total Cost</i>	\$10,241,511
<i>Project Limits</i>		<i>Municipality</i>	District of Columbia	<i>Completion Date</i>	2045
		<i>Agency Project ID</i>	CM074A		

Description goDCgo is responsible for promoting the use of all sustainable transportation modes in the city through marketing and outreach. The contractor will provide marketing expertise to support the growth of the goDCgo and Capital Bikeshare and advertise the service to residents, visitors, and employers. a. District TDM (goDCgo) b. Capital Bikeshare Marketing and Outreach

Phase	AC/ACCP Source	FY2023	FY2024	FY2025	FY2026	4 Year Total	Total	
PE	CMAQ	\$1,920,000	\$1,920,000	\$1,920,000	\$1,920,000	\$7,680,000	\$7,702,383	*Map Has Not Been Marked
PE	DC/STATE	\$480,000	\$480,000	\$480,000	\$480,000	\$1,920,000	\$1,925,596	
	<i>Total PE</i>	\$2,400,000	\$2,400,000	\$2,400,000	\$2,400,000	\$9,600,000	\$9,627,979	
OTHER	CMAQ	\$490,825	-	-	-	\$490,825	\$490,825	
OTHER	DC/STATE	\$122,707	-	-	-	\$122,707	\$122,707	
	<i>Total Other</i>	\$613,532	-	-	-	\$613,532	\$613,532	
	<i>Total Programmed</i>	\$3,013,532	\$2,400,000	\$2,400,000	\$2,400,000	\$10,213,532	\$10,241,511	

Version History

<i>TIP Document</i>		<i>MPO Approval</i>	<i>FHWA Approval</i>	<i>FTA Approval</i>
23-00	Adoption 2023-2026	06/15/2022	8/25/2022	8/25/2022
23-02	Amendment 2023-2026	09/16/2022	N/A	N/A
23-23.1	Amendment 2023-2026	09/20/2023	<i>Pending</i>	<i>Pending</i>

Current Change Reason

SCHEDULE / FUNDING / SCOPE - Cost change(s), Programming Update

Funding Change(s):

Total project cost decreased from \$12,082,107 to \$10,241,511



<i>TIP ID</i>	T3202	<i>Lead Agency</i>	District Department of Transportation	<i>Project Type</i>	Bridge - Preventive Maintenance
<i>Project Name</i>	Bridge Design	<i>County</i>	Washington	<i>Total Cost</i>	\$9,640,769
<i>Project Limits</i>		<i>Municipality</i>	District of Columbia, Region-wide	<i>Completion Date</i>	2045
		<i>Agency Project ID</i>	CD032C, MNT05A		

Description This project provides design solutions for bridges and performs analysis, cost estimates for construction. a. Bridge Design b. Structures and Bridges Engineering c. Bridge Maintenance Program Manager

Phase AC/ACCP	Source	Prior	FY2023	FY2024	FY2025	FY2026	Future	4 Year Total	Total	*Map Has Not Been Marked
PE	BFP	\$340,000	-	\$868,000	\$868,000	\$868,000	-	\$2,604,000	\$2,944,000	
PE	NHPP	\$693,120	\$661,197	\$661,197	\$661,197	-	-	\$1,983,591	\$2,676,711	
PE	DC/STATE	\$258,280	\$672,760	\$483,581	\$487,411	\$314,131	-	\$1,957,883	\$2,216,163	
PE	STBG	-	\$589,804	\$405,124	\$420,445	\$388,522	-	\$1,803,895	\$1,803,895	
	<i>Total PE</i>	\$1,291,400	\$1,923,761	\$2,417,902	\$2,437,053	\$1,570,653	-	\$8,349,369	\$9,640,769	
	<i>Total Programmed</i>	\$1,291,400	\$1,923,761	\$2,417,902	\$2,437,053	\$1,570,653	-	\$8,349,369	\$9,640,769	

Version History

<i>TIP Document</i>		<i>MPO Approval</i>	<i>FHWA Approval</i>	<i>FTA Approval</i>
23-00	Adoption 2023-2026	06/15/2022	8/25/2022	8/25/2022
23-02	Amendment 2023-2026	09/16/2022	N/A	N/A
23-23.1	Amendment 2023-2026	09/20/2023	<i>Pending</i>	<i>Pending</i>

Current Change Reason

SCHEDULE / FUNDING / SCOPE - Cost change(s), Programming Update

Funding Change(s):
 Total project cost increased from \$6,385,769 to \$9,640,769



<i>TIP ID</i>	T3210	<i>Lead Agency</i>	District Department of Transportation	<i>Project Type</i>	Transportation Operations
<i>Project Name</i>	Transportation Alternatives Program	<i>County</i>	Washington	<i>Total Cost</i>	\$5,086,123
<i>Project Limits</i>		<i>Municipality</i>	District of Columbia	<i>Completion Date</i>	2045
		<i>Agency Project ID</i>	AF049A		

Description The TAP or TA Set-Aside is a reimbursable federal aid funding program for transportation-related community projects designed to strengthen the intermodal transportation system. The program aims to expand travel choice, strengthen the local economy, improve the quality of life, and protect the environment by supporting non-traditional projects linked to the transportation system. Projects will be reviewed through a competitive process and selected based upon a number of criteria including the projects expected benefits to the community, feasibility and project readiness, consistency with agency plans and missions, and the sponsors demonstrated ability to manage a federal-aid project. a. Constitution Ave and 18th St NW Crosswalk and Paths Improvement b. Jay St NE Smart Bio-retention d. Prather's Alley Safety Improvements e. Protected Mobility Lanes on M Street SE f. Rock Creek Park Military Road Feasibility Study h. Union Station Masonry Restoration Project i. Union Station Roman Legionnaires and Interior Restoration j. Union Station Roman Legionnaires and Vestibules Restoration k. Water Street Staircase and Trailhead Improvements l. 2021 C&O Canal Trailhead Project Enhancements m. 2021 Union Station Headhouse Floor Restoration n. 2021 Union Station West Hall Restoration o. 2021 Historic Bridge Sculpture Restoration: Tigers on 16th Street Bridge & Bison on Dumbarton Bridge p. 2021 2021 Curb Extensions with Mural q. 2021 Tactical Urbanism Library r. 2021 Blair Road NW Sidewalk Improvement Project s. TAP 2022 - 11th Street Safety Intervention 2022 t. 2022 - Permanent Curb Extension Study u. USRC- Washington Union station East Hall Decorative Finishes v. FY23 Washington Union Station: East Hall Alcoves w. FY23 Green Infrastructure Remote Monitoring x. FY23 Joyce Road Trail and Beach Drive Trail y. FY23 Green Infrastructure Pilot Project Part 1 z. FY22 Capital Crescent Trail Rehabilitation

Phase	AC/ACCP Source	FY2023	FY2024	FY2025	FY2026	4 Year Total	Total	*Map Has Not Been Marked
PE	DC/STATE	\$105,947	\$249,550	\$295,120	\$295,120	\$945,737	\$945,737	
PE	TAP	\$423,789	\$998,200	\$1,180,480	\$1,180,480	\$3,782,949	\$3,782,949	
	<i>Total PE</i>	\$529,736	\$1,247,750	\$1,475,600	\$1,475,600	\$4,728,686	\$4,728,686	
CON	DC/STATE	\$71,488	-	-	-	\$71,488	\$71,488	
CON	TAP	\$285,949	-	-	-	\$285,949	\$285,949	
	<i>Total CON</i>	\$357,437	-	-	-	\$357,437	\$357,437	
	<i>Total Programmed</i>	\$887,173	\$1,247,750	\$1,475,600	\$1,475,600	\$5,086,123	\$5,086,123	

Version History

<i>TIP Document</i>	<i>MPO Approval</i>	<i>FHWA Approval</i>	<i>FTA Approval</i>
23-00 Adoption 2023-2026	06/15/2022	8/25/2022	8/25/2022
23-08 Amendment 2023-2026	12/09/2022	N/A	N/A
23-10 Amendment 2023-2026	01/13/2023	N/A	N/A
23-14 Amendment 2023-2026	03/17/2023	N/A	N/A
23-23.1 Amendment 2023-2026	09/20/2023	<i>Pending</i>	<i>Pending</i>

Current Change Reason

SCHEDULE / FUNDING / SCOPE - Cost change(s)

Funding Change(s):
 Total project cost increased from \$4,337,173 to \$5,086,123



TIP ID T3212
Project Name Safety Improvements Citywide
Project Limits

Lead Agency District Department of Transportation
County Washington
Municipality District of Columbia
Agency Project ID CB0, C10

Project Type Bike/Ped
Total Cost \$68,384,709
Completion Date 2045

Description Safety improvements provide a safe traveling environment for vehicular traffic, pedestrians and bicycle circulation within the District on Federal-aid and local roads. Work includes elimination or relocation of roadside visual obstructions; elimination or relocation of roadside obstacles; skid resistance resurfacing; modifications to traffic channeling; median replacement; traffic signals, signs, and lighting upgrades; installation of pavement markings to eliminate or reduce accidents; and installation of safety fences at overhead structures. Safety improvements are systematically identified through analyses of accident records, inspections, surveys, and citizen requests. The District maintains an inventory of locations with the highest number of reported accidents. b. Pavement Skid Testing d. TARAS Crash Analysis Support e. Traffic Data Collection and Analysis Services f. Traffic Engineering Design g. Multi-modal Traffic & Safety Construction h. Constructability and Work Zone Safety Review i. Traffic Safety Design j. Traffic Safety Engineering Support Services k. Traffic Sign Inventory Upgrade

Phase	AC/ACCP Source	FY2023	FY2024	FY2025	FY2026	4 Year Total	Total
PE	HSIP	\$5,561,325	\$5,561,325	\$5,561,325	\$5,561,325	\$22,245,300	\$22,245,300
PE	DC/STATE	\$1,137,300	\$1,141,925	\$1,146,925	\$1,146,925	\$4,573,075	\$4,573,075
PE	STBG	\$2,077,498	\$2,096,000	\$2,116,000	\$2,116,000	\$8,405,498	\$8,405,498
	<i>Total PE</i>	\$8,776,123	\$8,799,250	\$8,824,250	\$8,824,250	\$35,223,873	\$35,223,873
CON	DC/STATE	\$1,467,136	\$1,712,468	\$1,721,601	\$1,730,963	\$6,632,168	\$6,632,168
CON	STBG	\$5,868,544	\$6,849,870	\$6,886,404	\$6,923,850	\$26,528,668	\$26,528,668
	<i>Total CON</i>	\$7,335,680	\$8,562,338	\$8,608,005	\$8,654,813	\$33,160,836	\$33,160,836
	<i>Total Programmed</i>	\$16,111,803	\$17,361,588	\$17,432,255	\$17,479,063	\$68,384,709	\$68,384,709



Version History

TIP Document	MPO Approval	FHWA Approval	FTA Approval
23-00 Adoption 2023-2026	06/15/2022	8/25/2022	8/25/2022
23-02 Amendment 2023-2026	09/16/2022	N/A	N/A
23-05.1 Amendment 2023-2026	11/16/2022	12/14/2022	Pending
23-13.1 Amendment 2023-2026	03/15/2023	3/28/2023	3/28/2023
23-23.1 Amendment 2023-2026	09/20/2023	Pending	Pending

Current Change Reason

SCHEDULE / FUNDING / SCOPE - Cost change(s), Programming Update

Funding Change(s):

Total project cost decreased from \$69,066,593 to \$68,384,709



<i>TIP ID</i>	T3213	<i>Lead Agency</i>	District Department of Transportation	<i>Project Type</i>	Transportation Operations
<i>Project Name</i>	Planning and Management Systems	<i>County</i>	Washington	<i>Total Cost</i>	\$43,353,614
<i>Project Limits</i>		<i>Municipality</i>	District of Columbia	<i>Completion Date</i>	2045
<i>Description</i>	a. AASHTOWARE License Fee e. Audit and Compliance g. Construction Estimate h. DBE On-Line Certification Application Program k. Infrastructure Information Technology Support Services o. moveDC s. Small Business Compliance t. SPR u. STIC Innovation Grant v. Summer Transportation Institute y. Transportation Asset Management Plan ab. Cyclomedia Paving Data Analysis				
	<i>Agency Project ID</i> CAL16C, PM304C, CM070A, PM301C, PM070A, AF028A				

Phase	AC/ACCP Source	FY2023	FY2024	FY2025	FY2026	4 Year Total	Total
PE	NHPP	\$298,766	\$545,451	\$545,451	\$545,541	\$1,935,209	\$1,935,209
PE	SPR	\$2,267,084	\$2,324,408	\$2,389,827	\$2,382,423	\$9,363,742	\$9,363,742
PE	STIC	\$125,000	-	-	-	\$125,000	\$125,000
PE	DC/STATE	\$1,782,058	\$1,366,117	\$1,807,671	\$1,480,618	\$6,436,464	\$6,466,464
PE	STBG	\$2,594,602	\$2,594,602	\$4,295,402	\$2,994,603	\$12,479,209	\$12,599,209
	<i>Total PE</i>	\$7,067,510	\$6,830,578	\$9,038,351	\$7,403,185	\$30,339,624	\$30,489,624
CON	DC/STATE	\$72,798	-	-	-	\$72,798	\$72,798
CON	STBG	\$291,192	-	-	-	\$291,192	\$291,192
	<i>Total CON</i>	\$363,990	-	-	-	\$363,990	\$363,990
PLANNING	DC/STATE	\$10,000	-	-	-	\$10,000	\$10,000
PLANNING	STBG	\$40,000	-	-	-	\$40,000	\$40,000
	<i>Total PLANNING</i>	\$50,000	-	-	-	\$50,000	\$50,000
OTHER	DC/STATE	\$731,000	\$622,500	\$622,500	\$514,000	\$2,490,000	\$2,490,000
OTHER	STBG	\$2,924,000	\$2,490,000	\$2,490,000	\$2,056,000	\$9,960,000	\$9,960,000
	<i>Total Other</i>	\$3,655,000	\$3,112,500	\$3,112,500	\$2,570,000	\$12,450,000	\$12,450,000
	<i>Total Programmed</i>	\$11,136,500	\$9,943,078	\$12,150,851	\$9,973,185	\$43,203,614	\$43,353,614

*Map Has Not Been Marked

Version History

<i>TIP Document</i>		<i>MPO Approval</i>	<i>FHWA Approval</i>	<i>FTA Approval</i>
23-00	Adoption 2023-2026	06/15/2022	8/25/2022	8/25/2022
23-02	Amendment 2023-2026	09/16/2022	N/A	N/A
23-05.1	Amendment 2023-2026	11/16/2022	12/14/2022	Pending
23-12	Amendment 2023-2026	Pending	N/A	N/A
23-23.1	Amendment 2023-2026	09/20/2023	Pending	Pending

Current Change Reason

SCHEDULE / FUNDING / SCOPE - Cost change(s), Programming Update, Schedule Change(s)

Funding Change(s):
 Total project cost decreased from \$44,876,443 to \$43,353,614



<i>TIP ID</i>	T3215	<i>Lead Agency</i>	District Department of Transportation	<i>Project Type</i>	Road - Resurface
<i>Project Name</i>	Pavement Restoration - STBG Streets	<i>County</i>	Washington	<i>Total Cost</i>	\$52,074,250
<i>Project Limits</i>		<i>Municipality</i>	District of Columbia	<i>Completion Date</i>	2045
		<i>Agency Project ID</i>	SR092A		

Description Citywide pavement and resurfacing/restoration, upgrading of sidewalk, curb and gutter, and wheelchair ramps.

Phase	AC/ACCP Source	FY2023	FY2024	FY2025	FY2026	4 Year Total	Total
CON	DC/STATE	\$2,614,850	\$2,600,000	\$2,600,000	\$2,600,000	\$10,414,850	\$10,414,850
CON	STBG	\$10,459,400	\$10,400,000	\$10,400,000	\$10,400,000	\$41,659,400	\$41,659,400
	<i>Total CON</i>	\$13,074,250	\$13,000,000	\$13,000,000	\$13,000,000	\$52,074,250	\$52,074,250
	<i>Total Programmed</i>	\$13,074,250	\$13,000,000	\$13,000,000	\$13,000,000	\$52,074,250	\$52,074,250

*Map Has Not Been Marked

Version History

<i>TIP Document</i>		<i>MPO Approval</i>	<i>FHWA Approval</i>	<i>FTA Approval</i>
23-00	Adoption 2023-2026	06/15/2022	8/25/2022	8/25/2022
23-01.1	Amendment 2023-2026	09/21/2022	10/06/2022	06/26/2023
23-23.1	Amendment 2023-2026	09/20/2023	<i>Pending</i>	<i>Pending</i>

Current Change Reason

SCHEDULE / FUNDING / SCOPE - Cost change(s)

Funding Change(s):

Total project cost decreased from \$52,731,000 to \$52,074,250



<i>TIP ID</i>	T3216	<i>Lead Agency</i>	District Department of Transportation	<i>Project Type</i>	Road - ITS/Technology
<i>Project Name</i>	Traffic Operations Improvements Citywide	<i>County</i>	Washington	<i>Total Cost</i>	\$60,473,481
<i>Project Limits</i>		<i>Municipality</i>	District of Columbia	<i>Completion Date</i>	2024
		<i>Agency Project ID</i>	OSS07A, CI060A, CI034A, CI035A, PM097A, CI050A,		

Description This project modifies and improves vehicular and pedestrian traffic control systems, such as traffic signals, channelization, signs, pavement markings, and other traffic control measures on and off the Federal-aid highway system. Includes installation of a variety of traffic engineering devices and construction of nominal geometric alterations. The project will preserve and promote the efficient use of existing city streets through changes in the organization of vehicular and pedestrian traffic flows. Projects include: a. Advanced Transportation Management System b. ITS General Support c. ITS Maintenance g. Citywide Pavement Markings Restoration h. TMC Hardware and Data Services i. Traffic Management Center Operations j. Citywide Thermoplastic Pavement Markings

Phase	AC/ACCP Source	FY2023	FY2024	FY2025	FY2026	4 Year Total	Total
PE	DC/STATE	\$86,040	\$94,783	\$94,783	\$94,784	\$370,390	\$370,390
PE	STBG	\$344,160	\$379,130	\$379,131	\$379,132	\$1,481,553	\$1,481,553
	<i>Total PE</i>	\$430,200	\$473,913	\$473,914	\$473,916	\$1,851,943	\$1,851,943
CON	HSIP	\$4,024,000	\$4,644,000	\$5,546,986	\$5,546,986	\$19,761,972	\$19,761,972
CON	NHPP	-	-	-	-	-	\$550,400
CON	DC/STATE	\$1,286,073	\$1,098,849	\$1,220,881	\$1,242,581	\$4,848,384	\$4,985,984
CON	STBG	\$2,200,293	\$2,331,396	\$2,418,196	\$2,504,996	\$9,454,881	\$9,454,881
	<i>Total CON</i>	\$7,510,366	\$8,074,245	\$9,186,063	\$9,294,563	\$34,065,237	\$34,753,237
OTHER	HSIP	\$195,300	-	-	-	\$195,300	\$195,300
OTHER	DC/STATE	\$1,092,053	\$1,271,992	\$1,093,401	\$1,316,217	\$4,773,663	\$4,773,663
OTHER	STBG	\$4,172,910	\$5,087,964	\$4,373,600	\$5,264,864	\$18,899,338	\$18,899,338
	<i>Total Other</i>	\$5,460,263	\$6,359,956	\$5,467,001	\$6,581,081	\$23,868,301	\$23,868,301
	<i>Total Programmed</i>	\$13,400,829	\$14,908,114	\$15,126,978	\$16,349,560	\$59,785,481	\$60,473,481

*Map Has Not Been Marked

Version History

Current Change Reason

<i>TIP Document</i>	<i>MPO Approval</i>	<i>FHWA Approval</i>	<i>FTA Approval</i>
23-00 Adoption 2023-2026	06/15/2022	8/25/2022	8/25/2022
23-02 Amendment 2023-2026	09/16/2022	N/A	N/A
23-03.1 Amendment 2023-2026	10/19/2022	11/01/2022	Pending
23-05.1 Amendment 2023-2026	11/16/2022	12/14/2022	Pending
23-08 Amendment 2023-2026	12/09/2022	N/A	N/A
23-14 Amendment 2023-2026	03/17/2023	N/A	N/A
23-23.1 Amendment 2023-2026	09/20/2023	Pending	Pending

SCHEDULE / FUNDING / SCOPE - Cost change(s), Programming Update

Funding Change(s):
 Total project cost increased from \$51,696,456 to \$60,473,481



<i>TIP ID</i>	T3219	<i>Lead Agency</i>	District Department of Transportation	<i>Project Type</i>	TERMs
<i>Project Name</i>	Commuter Connections Program	<i>County</i>	Washington	<i>Total Cost</i>	\$3,626,234
<i>Project Limits</i>		<i>Municipality</i>	District of Columbia	<i>Completion Date</i>	2045
		<i>Agency Project ID</i>	ZU022A		

Description The purpose of the Commuter Connections Program is to reduce mobile source emissions through the reduction in the number of VMT, and support of other Transportation Control Measures. This project provides funding for Commuter Operations Center, Guaranteed Ride, Home, Marketing, Monitoring and Evaluation, Employer Outreach, and DC Kiosk.

Phase	AC/ACCP Source	FY2023	FY2024	FY2025	FY2026	4 Year Total	Total	*Map Has Not Been Marked
PE	CMAQ	\$652,503	\$707,810	\$735,199	\$805,475	\$2,900,987	\$2,900,987	
PE	DC/STATE	\$163,126	\$176,952	\$183,800	\$201,369	\$725,247	\$725,247	
	<i>Total PE</i>	\$815,629	\$884,762	\$918,999	\$1,006,844	\$3,626,234	\$3,626,234	
	<i>Total Programmed</i>	\$815,629	\$884,762	\$918,999	\$1,006,844	\$3,626,234	\$3,626,234	

Version History

<i>TIP Document</i>	<i>MPO Approval</i>	<i>FHWA Approval</i>	<i>FTA Approval</i>
23-00 Adoption 2023-2026	06/15/2022	8/25/2022	8/25/2022
23-02 Amendment 2023-2026	09/16/2022	N/A	N/A
23-23.1 Amendment 2023-2026	09/20/2023	Pending	Pending

Current Change Reason

SCHEDULE / FUNDING / SCOPE - Cost change(s)

Funding Change(s):
 Total project cost increased from \$3,474,484 to \$3,626,234



<i>TIP ID</i>	T3242	<i>Lead Agency</i>	District Department of Transportation	<i>Project Type</i>	Infrastructure Resiliency
<i>Project Name</i>	Stormwater-Hydraulic Structures and Flood Management Works	<i>County</i>	Washington	<i>Total Cost</i>	\$25,994,698
<i>Project Limits</i>		<i>Municipality</i>	District of Columbia	<i>Completion Date</i>	2045
		<i>Agency Project ID</i>	CA303C, MNT02		

Description The purpose of this project is to replace/rehab existing hydraulic structures as culverts, inlets, etc.. On a bi-annual basis and based on stormwater drainage problem occurrences the structures will be inspected. On an annual basis, structures will be rehabilitated or replaced depending on their condition. The project also assesses and manages flooding conditions on transportation infrastructures. a. Culvert Inspection b. Drainage and Stormwater Improvements - Construction c. Stormwater Retrofits d. University Terrace NW Drainage Improvements e. Drainage and Stormwater Improvements - Design

Phase	AC/ACCP Source	FY2023	FY2024	FY2025	FY2026	4 Year Total	Total
PE	DC/STATE	\$478,552	\$490,103	\$364,243	\$490,103	\$1,823,001	\$1,823,001
PE	STBG	\$1,914,204	\$1,960,410	\$1,456,970	\$1,960,410	\$7,291,994	\$7,291,994
	<i>Total PE</i>	\$2,392,756	\$2,450,513	\$1,821,213	\$2,450,513	\$9,114,995	\$9,114,995
CON	CMAQ	-	\$2,400,000	\$2,400,000	\$979,234	\$5,779,234	\$5,779,234
CON	DC/STATE	\$718,668	\$885,758	\$885,758	\$885,758	\$3,375,942	\$3,375,942
CON	STBG	\$2,874,671	\$1,143,030	\$1,143,030	\$2,563,796	\$7,724,527	\$7,724,527
	<i>Total CON</i>	\$3,593,339	\$4,428,788	\$4,428,788	\$4,428,788	\$16,879,703	\$16,879,703
	<i>Total Programmed</i>	\$5,986,095	\$6,879,301	\$6,250,001	\$6,879,301	\$25,994,698	\$25,994,698



Version History

<i>TIP Document</i>		<i>MPO Approval</i>	<i>FHWA Approval</i>	<i>FTA Approval</i>
23-00	Adoption 2023-2026	06/15/2022	8/25/2022	8/25/2022
23-02	Amendment 2023-2026	09/16/2022	N/A	N/A
23-22	Amendment 2023-2026	08/25/2023	N/A	N/A
23-23.1	Amendment 2023-2026	09/20/2023	<i>Pending</i>	<i>Pending</i>

Current Change Reason

SCHEDULE / FUNDING / SCOPE - Cost change(s), Programming Update, Schedule Change(s)

Funding Change(s):

Total project cost decreased from \$26,236,098 to \$25,994,698



<i>TIP ID</i>	T3423	<i>Lead Agency</i>	District Department of Transportation	<i>Project Type</i>	Road - Add Capacity/Widening
<i>Project Name</i>	South Capitol Street Corridor	<i>County</i>	Washington	<i>Total Cost</i>	\$207,400,000
<i>Project Limits</i>	N St, MLK Ave, Suitland Pkwy, Memorial Bridge to Independence Ave.	<i>Municipality</i>	District of Columbia	<i>Completion Date</i>	2028
		<i>Agency Project ID</i>	AW011, AW024A, AW001A, AW025A, CKTB6		

Description Redevelopment of the South Capitol Street corridor is a part of the Anacostia Waterfront Initiative. a. New Frederick Douglass Memorial Bridge b. Suitland Parkway and I-295 Interchange Reconfiguration c. Martin Luther King Jr. Ave. and Suitland Parkway Interchange Reconfiguration d. South Capitol St from N St to SE/SW Freeway Boulevard Streetscape e. New Jersey Ave SE Streetscape improvements f. South Capitol Street Corridor Phase 2

Phase	AC/ACCP Source	Prior	FY2023	FY2024	FY2025	FY2026	Future	4 Year Total	Total
CON	GARVEE	\$166,800,000	-	-	-	-	-	-	\$166,800,000
CON	DC/STATE	-	-	-	-	-	\$7,425,000	-	\$7,425,000
CON	STBG	-	-	-	-	-	\$29,700,000	-	\$29,700,000
	<i>Total CON</i>	\$166,800,000	-	-	-	-	\$37,125,000	-	\$203,925,000
STUDY	LOCAL	\$200,000	-	-	-	-	-	-	\$200,000
STUDY	NHPP	\$800,000	-	-	-	-	-	-	\$800,000
	<i>Total STUDY</i>	\$1,000,000	-	-	-	-	-	-	\$1,000,000
OTHER	DC/STATE	-	\$495,000	-	-	-	-	\$495,000	\$495,000
OTHER	STBG	-	\$1,980,000	-	-	-	-	\$1,980,000	\$1,980,000
	<i>Total Other</i>	-	\$2,475,000	-	-	-	-	\$2,475,000	\$2,475,000
	<i>Total Programmed</i>	\$167,800,000	\$2,475,000	-	-	-	\$37,125,000	\$2,475,000	\$207,400,000



Version History

<i>TIP Document</i>		<i>MPO Approval</i>	<i>FHWA Approval</i>	<i>FTA Approval</i>
23-00	Adoption 2023-2026	06/15/2022	8/25/2022	8/25/2022
23-10	Amendment 2023-2026	01/13/2023	N/A	N/A
23-23.1	Amendment 2023-2026	09/20/2023	<i>Pending</i>	<i>Pending</i>

Current Change Reason

SCHEDULE / FUNDING / SCOPE - Cost change(s), Schedule Change(s)

Funding Change(s):

Total project cost decreased from \$779,483,000 to \$207,400,000



<i>TIP ID</i>	T5298	<i>Lead Agency</i>	District Department of Transportation	<i>Project Type</i>	Transportation Operations
<i>Project Name</i>	Emergency Transportation Project	<i>County</i>	Washington	<i>Total Cost</i>	\$100,000
<i>Project Limits</i>		<i>Municipality</i>	District of Columbia, Region-wide	<i>Completion Date</i>	2045
		<i>Agency Project ID</i>	AF067A		

Description The purpose of this project is to provide a vehicle that allows the Department to respond to emergencies or other unforeseen events that are not budgeted or planned such as major pavement failures, sinkholes, falling steel or concrete from bridges and other urgent needs.

Phase	AC/ACCP	Source	FY2023	FY2024	FY2025	FY2026	4 Year Total	Total
PE		LOCAL	-	\$5,000	\$5,000	\$5,000	\$15,000	\$15,000
PE		STBG	-	\$20,000	\$20,000	\$20,000	\$60,000	\$60,000
		<i>Total PE</i>	-	\$25,000	\$25,000	\$25,000	\$75,000	\$75,000
CON		LOCAL	\$5,000	-	-	-	\$5,000	\$5,000
CON		STBG	\$20,000	-	-	-	\$20,000	\$20,000
		<i>Total CON</i>	\$25,000	-	-	-	\$25,000	\$25,000
		<i>Total Programmed</i>	\$25,000	\$25,000	\$25,000	\$25,000	\$100,000	\$100,000

*Map Has Not Been Marked

Version History

<i>TIP Document</i>		<i>MPO Approval</i>	<i>FHWA Approval</i>	<i>FTA Approval</i>
23-00	Adoption 2023-2026	06/15/2022	8/25/2022	8/25/2022
23-23.1	Amendment 2023-2026	09/20/2023	Pending	Pending

Current Change Reason

SCHEDULE / FUNDING / SCOPE - Programming Update

Funding Change(s):
 Total project cost stays the same \$100,000



TIP ID T5313
Project Name Urban Forestry Program
Project Limits

Lead Agency District Department of Transportation
County Washington
Municipality District of Columbia
Agency Project ID CG311, CG312, CG313, CG314

Project Type Landscaping/Beautification
Total Cost \$2,227,412
Completion Date 2045

Description Plant new trees, remove dead and diseased trees, treat diseased trees, replace trees, and landscape along local and Federal roads.

Phase	AC/ACCP Source	FY2023	FY2024	FY2025	FY2026	4 Year Total	Total
CON	NHPP	\$191,017	\$172,736	\$172,736	\$172,736	\$709,225	\$709,225
CON	DC/STATE	\$119,982	\$108,500	\$108,500	\$108,500	\$445,482	\$445,482
CON	STBG	\$288,913	\$261,264	\$261,264	\$261,264	\$1,072,705	\$1,072,705
<i>Total CON</i>		\$599,912	\$542,500	\$542,500	\$542,500	\$2,227,412	\$2,227,412
<i>Total Programmed</i>		\$599,912	\$542,500	\$542,500	\$542,500	\$2,227,412	\$2,227,412

*Map Has Not Been Marked

Version History

<i>TIP Document</i>		<i>MPO Approval</i>	<i>FHWA Approval</i>	<i>FTA Approval</i>
23-00	Adoption 2023-2026	06/15/2022	8/25/2022	8/25/2022
23-02	Amendment 2023-2026	09/16/2022	N/A	N/A
23-23.1	Amendment 2023-2026	09/20/2023	<i>Pending</i>	<i>Pending</i>

Current Change Reason

SCHEDULE / FUNDING / SCOPE - Cost change(s)

Funding Change(s):

Total project cost decreased from \$2,399,659 to \$2,227,412



<i>TIP ID</i>	T5316	<i>Lead Agency</i>	District Department of Transportation	<i>Project Type</i>	Road - Other Improvement
<i>Project Name</i>	Guardrails and Attenuators	<i>County</i>	Washington	<i>Total Cost</i>	\$11,361,934
<i>Project Limits</i>		<i>Municipality</i>	District of Columbia	<i>Completion Date</i>	2045
		<i>Agency Project ID</i>	CD062A		

Description This project repairs, replaces and upgrades safety appurtenances on and off the Federal-aid Highway System that have been damaged by errant vehicles, and replaces units that do not meet the requirements of NCHRP (National Cooperative Highway Research Program) Report 350. Work also includes construction of guiderails and attenuators at new locations and removal of units in locations where they are no longer needed. a. Guardrails and Attenuators Inventory and Design b. Guardrails and Attenuators Repair and Replacement

Phase	AC/ACCP Source	FY2023	FY2024	FY2025	FY2026	4 Year Total	Total	*Various Locations
CON	DC/STATE	\$579,787	\$525,140	\$579,390	\$588,070	\$2,272,387	\$2,272,387	
CON	STBG	\$2,319,147	\$2,100,560	\$2,317,560	\$2,352,280	\$9,089,547	\$9,089,547	
	<i>Total CON</i>	\$2,898,934	\$2,625,700	\$2,896,950	\$2,940,350	\$11,361,934	\$11,361,934	
	<i>Total Programmed</i>	\$2,898,934	\$2,625,700	\$2,896,950	\$2,940,350	\$11,361,934	\$11,361,934	

Version History

<i>TIP Document</i>		<i>MPO Approval</i>	<i>FHWA Approval</i>	<i>FTA Approval</i>
23-00	Adoption 2023-2026	06/15/2022	8/25/2022	8/25/2022
23-23.1	Amendment 2023-2026	09/20/2023	<i>Pending</i>	<i>Pending</i>

Current Change Reason

SCHEDULE / FUNDING / SCOPE - Cost change(s)
Funding Change(s):
 Total project cost decreased from \$11,857,768 to \$11,361,934



TIP ID T5342
Project Name Approach Bridges to 14th Street Bridge
Project Limits

Lead Agency District Department of Transportation
County Washington
Municipality District of Columbia, Region-wide
Agency Project ID CD046A

Project Type Bridge - Rehab
Total Cost \$6,750,000
Completion Date 2028

Description The approach bridges to be rehabilitated are over Maine Ave. (bridge 171-1), over the Outlet Channel (bridge 171-2) and over Haines Point Park (bridge 171-3).

Phase	AC/ACCP Source	Prior	FY2023	FY2024	FY2025	FY2026	Future	4 Year Total	Total
PE	NHPP	\$6,075,000	-	-	-	-	-	-	\$6,075,000
PE	DC/STATE	\$675,000	-	-	-	-	-	-	\$675,000
	<i>Total PE</i>	\$6,750,000	-	-	-	-	-	-	\$6,750,000
	<i>Total Programmed</i>	\$6,750,000	-	-	-	-	-	-	\$6,750,000



Version History

<i>TIP Document</i>		<i>MPO Approval</i>	<i>FHWA Approval</i>	<i>FTA Approval</i>
23-00	Adoption 2023-2026	06/15/2022	8/25/2022	8/25/2022
23-02	Amendment 2023-2026	09/16/2022	N/A	N/A
23-23.1	Amendment 2023-2026	09/20/2023	<i>Pending</i>	<i>Pending</i>

Current Change Reason

SCHEDULE / FUNDING / SCOPE - Cost change(s)
Funding Change(s):
 Total project cost decreased from \$39,842,500 to \$6,750,000



TIP ID T5346
Project Name Theodore Roosevelt Bridge Rehabilitation
Project Limits
Lead Agency District Department of Transportation
County Washington
Municipality District of Columbia, Region-wide
Agency Project ID CD026

Project Type Bridge - Rehab
Total Cost \$224,420,843
Completion Date 2025

Description Maintain the structure's service life for 30 years and improve safety by making necessary repairs to the existing structure. Improve safety by bringing the combined pedestrian/bicycle sidewalk into compliance with safety standards.

Phase	AC/ACCP Source	Prior	FY2023	FY2024	FY2025	FY2026	Future	4 Year Total	Total
PE	NHPP	\$4,197,600	-	-	-	-	-	-	\$4,197,600
PE	DC/STATE	\$896,105	\$189,561	-	-	-	-	\$189,561	\$1,085,666
PE	STBG	\$1,718,817	\$758,242	-	-	-	-	\$758,242	\$2,477,059
	<i>Total PE</i>	\$6,812,522	\$947,803	-	-	-	-	\$947,803	\$7,760,325
ROW	NHPP	\$22,500	-	-	-	-	-	-	\$22,500
ROW	DC/STATE	\$2,500	-	-	-	-	-	-	\$2,500
	<i>Total ROW</i>	\$25,000	-	-	-	-	-	-	\$25,000
CON	BFP	-	\$15,300,000	-	-	-	-	\$15,300,000	\$15,300,000
CON	HBRRP	-	\$1,658,584	-	-	-	-	\$1,658,584	\$1,658,584
CON	HIP	-	\$3,166,231	-	-	-	-	\$3,166,231	\$3,166,231
CON	NHPP	\$920,700	-	-	-	-	-	-	\$920,700
CON	DC/STATE	\$102,300	\$5,773,651	-	\$9,441,883	\$12,916,384	\$7,893,346	\$28,131,918	\$36,127,564
CON	STBG	-	\$38,455,991	-	\$37,767,532	\$51,665,534	\$31,573,382	\$127,889,057	\$159,462,439
	<i>Total CON</i>	\$1,023,000	\$64,354,457	-	\$47,209,415	\$64,581,918	\$39,466,728	\$176,145,790	\$216,635,518
	<i>Total Programmed</i>	\$7,860,522	\$65,302,260	-	\$47,209,415	\$64,581,918	\$39,466,728	\$177,093,593	\$224,420,843



Version History

<i>TIP Document</i>		<i>MPO Approval</i>	<i>FHWA Approval</i>	<i>FTA Approval</i>
23-00	Adoption 2023-2026	06/15/2022	8/25/2022	8/25/2022
23-02	Amendment 2023-2026	09/16/2022	N/A	N/A
23-08	Amendment 2023-2026	12/09/2022	N/A	N/A
23-22	Amendment 2023-2026	08/25/2023	N/A	N/A
23-23.1	Amendment 2023-2026	09/20/2023	<i>Pending</i>	<i>Pending</i>

Current Change Reason

SCHEDULE / FUNDING / SCOPE - Cost change(s), Schedule Change(s)

Funding Change(s):

Total project cost increased from \$133,922,782 to \$224,420,843



<i>TIP ID</i>	T5802	<i>Lead Agency</i>	District Department of Transportation	<i>Project Type</i>	Preliminary Engineering/Environmental Analysis
<i>Project Name</i>	AWI Program Manager	<i>County</i>	Washington	<i>Total Cost</i>	\$10,000,000
<i>Project Limits</i>		<i>Municipality</i>	District of Columbia	<i>Completion Date</i>	2045
		<i>Agency Project ID</i>	AW035A		

Description Consultant services to supplement the NEPA process and implement design and construction of the AWI corridors. Work includes surveys; geotechnical and environmental investigation and testing preliminary roadway and bridge design and CE services during construction. Funding will be used for construction oversight and consultant services.

Phase	AC/ACCP Source	FY2023	FY2024	FY2025	FY2026	4 Year Total	Total	*Not Location Specific
PE	LOCAL	\$300,000	-	-	-	\$300,000	\$900,000	
PE	NHPP	\$1,200,000	\$1,200,000	\$1,200,000	\$1,200,000	\$4,800,000	\$7,200,000	
PE	State (NM)	\$750,000	-	-	-	\$750,000	\$750,000	
PE	DC/STATE	\$50,000	\$300,000	\$300,000	\$300,000	\$950,000	\$950,000	
PE	STBG	\$200,000	-	-	-	\$200,000	\$200,000	
	<i>Total PE</i>	\$2,500,000	\$1,500,000	\$1,500,000	\$1,500,000	\$7,000,000	\$10,000,000	
	<i>Total Programmed</i>	\$2,500,000	\$1,500,000	\$1,500,000	\$1,500,000	\$7,000,000	\$10,000,000	

Version History

<i>TIP Document</i>	<i>MPO Approval</i>	<i>FHWA Approval</i>	<i>FTA Approval</i>
23-00 Adoption 2023-2026	06/15/2022	8/25/2022	8/25/2022
23-14 Amendment 2023-2026	03/17/2023	N/A	N/A
23-16 Amendment 2023-2026	04/14/2023	N/A	N/A
23-23.1 Amendment 2023-2026	09/20/2023	<i>Pending</i>	<i>Pending</i>

Current Change Reason

SCHEDULE / FUNDING / SCOPE - Programming Update

Funding Change(s):
 Total project cost stays the same \$10,000,000



<i>TIP ID</i>	T5922	<i>Lead Agency</i>	District Department of Transportation	<i>Project Type</i>	Freight Movement
<i>Project Name</i>	Freight Planning Program	<i>County</i>	Washington	<i>Total Cost</i>	\$8,409,875
<i>Project Limits</i>		<i>Municipality</i>	District of Columbia	<i>Completion Date</i>	2045
		<i>Agency Project ID</i>	AF081A		

Description Development and updates of a District freight plan to enhance the safety and efficiency of goods movement for freight planning improvement and freight project implementation. a. Commercial Loading Zone Enforcement Support b. Delivery Demand Management Program c. Positive Truck Route Signage d. State Freight Plan Update e. Innovative Freight Delivery Practices, Research & Analysis f. Oversize/Overweight Routing Tool Maintenance and Enhancement

Phase	AC/ACCP Source	FY2023	FY2024	FY2025	FY2026	4 Year Total	Total
PE	LOCAL	-	-	-	-	-	\$96,000
PE	NHFP	\$130,200	\$130,200	\$303,800	\$303,800	\$868,000	\$2,250,200
PE	DC/STATE	\$32,550	\$32,550	\$75,950	\$75,950	\$217,000	\$466,550
	<i>Total PE</i>	\$162,750	\$162,750	\$379,750	\$379,750	\$1,085,000	\$2,812,750
CON	NHFP	\$202,482	\$202,482	\$202,482	\$438,558	\$1,046,004	\$2,782,004
CON	DC/STATE	\$50,261	\$50,621	\$50,621	\$109,640	\$261,143	\$695,143
	<i>Total CON</i>	\$252,743	\$253,103	\$253,103	\$548,198	\$1,307,147	\$3,477,147
STUDY	NHFP	-	-	-	-	-	\$307,182
STUDY	DC/STATE	-	-	-	-	-	\$76,796
	<i>Total STUDY</i>	-	-	-	-	-	\$383,978
PLANNING	NHFP	-	-	\$694,400	-	\$694,400	\$1,388,800
PLANNING	DC/STATE	-	-	\$173,600	-	\$173,600	\$347,200
	<i>Total PLANNING</i>	-	-	\$868,000	-	\$868,000	\$1,736,000
	<i>Total Programmed</i>	\$415,493	\$415,853	\$1,500,853	\$927,948	\$3,260,147	\$8,409,875

*Map Has Not Been Marked

Version History

<i>TIP Document</i>		<i>MPO Approval</i>	<i>FHWA Approval</i>	<i>FTA Approval</i>
23-00	Adoption 2023-2026	06/15/2022	8/25/2022	8/25/2022
23-02	Amendment 2023-2026	09/16/2022	N/A	N/A
23-05.1	Amendment 2023-2026	11/16/2022	12/14/2022	Pending
23-23.1	Amendment 2023-2026	09/20/2023	Pending	Pending

Current Change Reason

SCHEDULE / FUNDING / SCOPE - Cost change(s), Programming Update

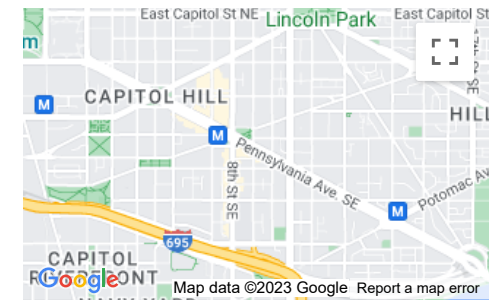
Funding Change(s):

Total project cost increased from \$3,718,155 to \$8,409,875



<i>TIP ID</i>	T5957	<i>Lead Agency</i>	District Department of Transportation	<i>Project Type</i>	Road - Intersection improvement
<i>Project Name</i>	Pennsylvania Ave and Potomac Ave SE Intersection Improvements	<i>County</i>	Washington	<i>Total Cost</i>	\$23,978,645
<i>Project Limits</i>	Potomac Ave SE to Penn Ave	<i>Municipality</i>	District of Columbia	<i>Completion Date</i>	2025
		<i>Agency Project ID</i>	AW0, EW002C		
<i>Description</i>	Pedestrian and Bicycle Safety improvements including reconfiguration of the Pennsylvania Ave/Potomac Avenue intersection, new signals and crosswalks and improvement access to the Potomac Metro station.				

Phase	AC/ACCP Source	Prior	FY2023	FY2024	FY2025	FY2026	Future	4 Year Total	Total
CON	State (NM)	-	\$23,870,000	-	-	-	-	\$23,870,000	\$23,870,000
CON	DC/STATE	\$21,729	-	-	-	-	-	-	\$21,729
CON	STBG	\$86,916	-	-	-	-	-	-	\$86,916
	<i>Total CON</i>	\$108,645	\$23,870,000	-	-	-	-	\$23,870,000	\$23,978,645
	<i>Total Programmed</i>	\$108,645	\$23,870,000	-	-	-	-	\$23,870,000	\$23,978,645



Version History

<i>TIP Document</i>		<i>MPO Approval</i>	<i>FHWA Approval</i>	<i>FTA Approval</i>
23-00	Adoption 2023-2026	06/15/2022	8/25/2022	8/25/2022
23-02	Amendment 2023-2026	09/16/2022	N/A	N/A
23-23.1	Amendment 2023-2026	09/20/2023	Pending	Pending

Current Change Reason

SCHEDULE / FUNDING / SCOPE - Cost change(s), Schedule Change(s)

Funding Change(s):

Total project cost decreased from \$25,141,945 to \$23,978,645



<i>TIP ID</i>	T6102	<i>Lead Agency</i>	District Department of Transportation	<i>Project Type</i>	Transit - Administration
<i>Project Name</i>	Planning Activities Passthrough (MWCOC)	<i>County</i>	Washington	<i>Total Cost</i>	\$27,459,382
<i>Project Limits</i>		<i>Municipality</i>	District of Columbia	<i>Completion Date</i>	2045
		<i>Agency Project ID</i>			

Description DDOT receives an annual FHWA and FTA grant appropriation to support metropolitan planning activities and Statewide/DC based Planning Activities. a. 5303/5304 FTA Program b MATOC c. Metropolitan Planning

Phase	AC/ACCP Source	FY2023	FY2024	FY2025	FY2026	4 Year Total	Total	*Not Location Specific
PE	S. 5303	\$960,537	\$529,000	\$529,000	\$529,000	\$2,547,537	\$2,547,537	
PE	S. 5304	\$575,218	\$130,700	\$130,700	\$130,700	\$967,318	\$967,318	
PE	DC/STATE	\$383,939	\$164,925	\$164,925	\$164,925	\$878,714	\$878,714	
	<i>Total PE</i>	\$1,919,694	\$824,625	\$824,625	\$824,625	\$4,393,569	\$4,393,569	
OTHER	DC/STATE	\$1,827,381	\$906,551	\$928,376	\$950,857	\$4,613,165	\$4,613,165	
OTHER	STBG	\$7,309,520	\$3,626,200	\$3,713,503	\$3,803,425	\$18,452,648	\$18,452,648	
	<i>Total Other</i>	\$9,136,901	\$4,532,751	\$4,641,879	\$4,754,282	\$23,065,813	\$23,065,813	
	<i>Total Programmed</i>	\$11,056,595	\$5,357,376	\$5,466,504	\$5,578,907	\$27,459,382	\$27,459,382	

Version History

Current Change Reason

<i>TIP Document</i>	<i>MPO Approval</i>	<i>FHWA Approval</i>	<i>FTA Approval</i>
23-00 Adoption 2023-2026	06/15/2022	8/25/2022	8/25/2022
23-03.1 Amendment 2023-2026	10/19/2022	11/01/2022	<i>Pending</i>
23-05.1 Amendment 2023-2026	11/16/2022	12/14/2022	<i>Pending</i>
23-12 Amendment 2023-2026	<i>Pending</i>	N/A	N/A
23-15.1 Amendment 2023-2026	04/19/2023	06/26/2023	06/26/2023
23-23.1 Amendment 2023-2026	09/20/2023	<i>Pending</i>	<i>Pending</i>

SCHEDULE / FUNDING / SCOPE - Cost change(s)

Funding Change(s):
 Total project cost increased from \$25,655,345 to \$27,459,382



<i>TIP ID</i>	T6105	<i>Lead Agency</i>	District Department of Transportation	<i>Project Type</i>	Transit - Bus
<i>Project Name</i>	DC Circulator	<i>County</i>	Washington	<i>Total Cost</i>	\$773,994
<i>Project Limits</i>		<i>Municipality</i>	District of Columbia	<i>Completion Date</i>	2026
		<i>Agency Project ID</i>			
<i>Description</i>	DC Circulator capital projects. a. DC Circulator On-Board Photo Enforcement b. DC Circulator Planning (TDP Implementation Activities) d. DC Circulator Sustainability and Zero Emissions Fleet Transition Plan e. DC Circulator B100 Pilot Program				

Phase	AC/ACCP	Source	FY2023	FY2024	FY2025	FY2026	4 Year Total	Total
PE		S. 5304	-	-	-	-	-	\$351,343
PE		DC/STATE	-	-	-	-	-	\$87,836
		<i>Total PE</i>	-	-	-	-	-	\$439,179
CON		CMAQ	\$40,000	-	-	-	\$40,000	\$40,000
CON		DC/STATE	\$10,000	-	-	-	\$10,000	\$10,000
		<i>Total CON</i>	\$50,000	-	-	-	\$50,000	\$50,000
STUDY		CMAQ	-	-	-	-	-	\$227,851
STUDY		DC/STATE	-	-	-	-	-	\$56,964
		<i>Total STUDY</i>	-	-	-	-	-	\$284,815
		<i>Total Programmed</i>	\$50,000	-	-	-	\$50,000	\$773,994

*Not Location Specific

Version History

Current Change Reason

<i>TIP Document</i>		<i>MPO Approval</i>	<i>FHWA Approval</i>	<i>FTA Approval</i>
23-00	Adoption 2023-2026	06/15/2022	8/25/2022	8/25/2022
23-02	Amendment 2023-2026	09/16/2022	N/A	N/A
23-03.1	Amendment 2023-2026	10/19/2022	11/01/2022	<i>Pending</i>
23-11.1	Amendment 2023-2026	02/15/2023	03/03/2023	03/22/2023
23-23.1	Amendment 2023-2026	09/20/2023	<i>Pending</i>	<i>Pending</i>

SCHEDULE / FUNDING / SCOPE - Cost change(s)

Funding Change(s):
 Total project cost decreased from \$774,994 to \$773,994



TIP ID T6187
Project Name I-395 HOV Bridge over Potomac River
Project Limits Over Potomac River to Over Potomac River
Description Repair extensive pier cracking, superstructure and substructure rehabilitation.

Lead Agency District Department of Transportation
County Washington
Municipality District of Columbia
Agency Project ID MRR27A

Project Type Bridge - Rehab
Total Cost \$35,998,275
Completion Date 2028

Phase	AC/ACCP Source	Prior	FY2023	FY2024	FY2025	FY2026	Future	4 Year Total	Total
CON	BFP	-	\$10,400,000	\$7,998,620	-	-	-	\$18,398,620	\$18,398,620
CON	NHPP	-	\$10,400,000	-	-	-	-	\$10,400,000	\$10,400,000
CON	DC/STATE	-	\$5,200,000	\$1,999,655	-	-	-	\$7,199,655	\$7,199,655
	<i>Total CON</i>	-	\$26,000,000	\$9,998,275	-	-	-	\$35,998,275	\$35,998,275
	<i>Total Programmed</i>	-	\$26,000,000	\$9,998,275	-	-	-	\$35,998,275	\$35,998,275



Version History

<i>TIP Document</i>		<i>MPO Approval</i>	<i>FHWA Approval</i>	<i>FTA Approval</i>
23-00	Adoption 2023-2026	06/15/2022	8/25/2022	8/25/2022
23-02	Amendment 2023-2026	09/16/2022	N/A	N/A
23-23.1	Amendment 2023-2026	09/20/2023	<i>Pending</i>	<i>Pending</i>

Current Change Reason

SCHEDULE / FUNDING / SCOPE - Cost change(s), Programming Update

Funding Change(s):

Total project cost increased from \$26,000,000 to \$35,998,275



<i>TIP ID</i>	T6240	<i>Lead Agency</i>	District Department of Transportation	<i>Project Type</i>	Road - Recons/Rehab/Maintenance
<i>Project Name</i>	Safety and Geometric Improvements of I-295	<i>County</i>	Washington	<i>Total Cost</i>	\$28,272,212
<i>Project Limits</i>	Eastern Avenue to Chesapeake St. SE	<i>Municipality</i>	District of Columbia	<i>Completion Date</i>	2028
		<i>Agency Project ID</i>	MDMRR01A		

Description Safety and geometry improvement of I295/DC 295. Work includes upgrade substandard ramps, extend merge area & acceleration lane, review slip ramps, complete missing interchange movements, reduce congestion, provide access for vehicular traffic, pedestrian and cyclists that include, road configuration, sidewalk improvement, pavement markings, median, island, traffic signal, signs, street lighting, and guardrails at interchanges along I-295/DC 295 between Eastern Avenue and Chesapeake St. a. Safety and Geometric Improvements of I-295 (Long Term) b. Safety and Geometric Improvements of I-295 (Mid Term) c. Safety and Geometric Improvements of I-295 (Short Term)

Phase	AC/ACCP Source	Prior	FY2023	FY2024	FY2025	FY2026	Future	4 Year Total	Total
PE	LOCAL	-	\$200,000	-	-	-	-	\$200,000	\$200,000
PE	NHFP	-	\$800,000	-	-	-	-	\$800,000	\$800,000
PE	DC/STATE	-	-	\$677,350	-	-	\$73,564	\$677,350	\$750,914
PE	STBG	-	-	\$2,709,400	-	-	\$294,253	\$2,709,400	\$3,003,653
	<i>Total PE</i>	-	\$1,000,000	\$3,386,750	-	-	\$367,817	\$4,386,750	\$4,754,567
ROW	DC/STATE	-	-	\$70,215	-	-	-	\$70,215	\$70,215
ROW	STBG	-	-	\$280,860	-	-	-	\$280,860	\$280,860
	<i>Total ROW</i>	-	-	\$351,075	-	-	-	\$351,075	\$351,075
CON	DC/STATE	-	-	-	-	-	\$4,273,315	-	\$4,273,315
CON	STBG	-	-	-	-	-	\$17,093,255	-	\$17,093,255
	<i>Total CON</i>	-	-	-	-	-	\$21,366,570	-	\$21,366,570
STUDY	LOCAL	\$200,000	-	-	-	-	-	-	\$200,000
STUDY	NHPP	\$600,000	-	-	-	-	-	-	\$600,000
STUDY	DC/STATE	\$200,000	-	-	-	-	-	-	\$200,000
STUDY	STBG	\$800,000	-	-	-	-	-	-	\$800,000
	<i>Total STUDY</i>	\$1,800,000	-	-	-	-	-	-	\$1,800,000
	<i>Total Programmed</i>	\$1,800,000	\$1,000,000	\$3,737,825	-	-	\$21,734,387	\$4,737,825	\$28,272,212



Version History

<i>TIP Document</i>		<i>MPO Approval</i>	<i>FHWA Approval</i>	<i>FTA Approval</i>
23-00	Adoption 2023-2026	06/15/2022	8/25/2022	8/25/2022
23-23.1	Amendment 2023-2026	09/20/2023	<i>Pending</i>	<i>Pending</i>

Current Change Reason

SCHEDULE / FUNDING / SCOPE - Cost change(s), Programming Update, Schedule Change(s)

Funding Change(s):

Total project cost increased from \$2,801,000 to \$28,272,212



TIP ID T6315
Project Name East Capitol Street Corridor Mobility & Safety Plan
Project Limits 40th Street NE to Southern Ave NE
Description Design and construct pedestrian safety and traffic operations improvements

Lead Agency District Department of Transportation
County Washington
Municipality District of Columbia
Agency Project ID SR086A

Project Type Bike/Ped
Total Cost \$61,907,725
Completion Date 2027

Phase	AC/ACCP Source	Prior	FY2023	FY2024	FY2025	FY2026	Future	4 Year Total	Total
PE	HSIP	\$1,710,000	-	-	-	-	-	-	\$1,710,000
PE	DC/STATE	\$390,000	\$455,700	-	-	-	-	\$455,700	\$845,700
PE	STBG	\$800,000	\$1,822,799	-	-	-	-	\$1,822,799	\$2,622,799
	Total PE	\$2,900,000	\$2,278,499	-	-	-	-	\$2,278,499	\$5,178,499
CON	DC/STATE	-	-	-	-	\$3,920,648	\$7,425,198	\$3,920,648	\$11,345,846
CON	STBG	-	-	-	-	\$15,682,590	\$29,700,790	\$15,682,590	\$45,383,380
	Total CON	-	-	-	-	\$19,603,238	\$37,125,988	\$19,603,238	\$56,729,226
	Total Programmed	\$2,900,000	\$2,278,499	-	-	\$19,603,238	\$37,125,988	\$21,881,737	\$61,907,725



Version History

TIP Document	MPO Approval	FHWA Approval	FTA Approval
23-00 Adoption 2023-2026	06/15/2022	8/25/2022	8/25/2022
23-01.1 Amendment 2023-2026	09/21/2022	10/06/2022	06/26/2023
23-23.1 Amendment 2023-2026	09/20/2023	Pending	Pending

Current Change Reason

SCHEDULE / FUNDING / SCOPE - Cost change(s), Schedule Change(s)

Funding Change(s):

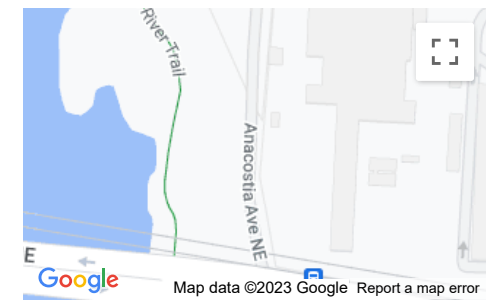
Total project cost increased from \$49,967,299 to \$61,907,725



<i>TIP ID</i>	T6428	<i>Lead Agency</i>	District Department of Transportation	<i>Project Type</i>	Bridge - Rehab
<i>Project Name</i>	Anacostia Ave NE over Anacostia River Outlet Bridge Rehabilitation	<i>County</i>		<i>Total Cost</i>	\$14,200,000
<i>Project Limits</i>		<i>Municipality</i>	District of Columbia, Region-wide	<i>Completion Date</i>	2026
		<i>Agency Project ID</i>			

Description The existing bridge (No. 78) needs total rehabilitation to become efficient and structurally sound as part of the roadway network and enhancing traffic movement through the corridor. The rehabilitation includes total replacement of the deck, the compression joint seals over both abutments and the pier.

Phase	AC/ACCP Source	Prior	FY2023	FY2024	FY2025	FY2026	Future	4 Year Total	Total
PE	NHPP	\$560,000	-	-	-	-	-	-	\$560,000
PE	DC/STATE	\$140,000	-	-	-	-	-	-	\$140,000
	<i>Total PE</i>	\$700,000	-	-	-	-	-	-	\$700,000
CON	DC/STATE	-	\$2,700,000	-	-	-	-	\$2,700,000	\$2,700,000
CON	STBG	-	\$10,800,000	-	-	-	-	\$10,800,000	\$10,800,000
	<i>Total CON</i>	-	\$13,500,000	-	-	-	-	\$13,500,000	\$13,500,000
	<i>Total Programmed</i>	\$700,000	\$13,500,000	-	-	-	-	\$13,500,000	\$14,200,000



Version History

<i>TIP Document</i>		<i>MPO Approval</i>	<i>FHWA Approval</i>	<i>FTA Approval</i>
23-01.1	Amendment 2023-2026	09/21/2022	10/06/2022	06/26/2023
23-23.1	Amendment 2023-2026	09/20/2023	Pending	Pending

Current Change Reason

SCHEDULE / FUNDING / SCOPE - Cost change(s)

Funding Change(s):
 Total project cost decreased from \$17,734,500 to \$14,200,000



<i>TIP ID</i>	T6490	<i>Lead Agency</i>	District Department of Transportation	<i>Project Type</i>	Bridge - Replace
<i>Project Name</i>	Southwest Freeway Bridge over South Capitol Street	<i>County</i>	Washington	<i>Total Cost</i>	\$8,500,000
<i>Project Limits</i>	over South Capitol Street	<i>Municipality</i>	District of Columbia	<i>Completion Date</i>	2028
		<i>Agency Project ID</i>			
<i>Description</i>	Bridge 1103 is part of Southwest Freeway over South Capitol Street and Bridge 1109 Ramp G, it is a prestressed concrete superstructure and substructure of the Southwest Freeway over South Capitol Street that is in poor condition based on latest inspection and requires extensive rehabilitation/replacement				

Phase	AC/ACCP Source	Prior	FY2023	FY2024	FY2025	FY2026	Future	4 Year Total	Total
PE	NHPP	\$6,875,000	-	-	-	-	-	-	\$6,875,000
PE	DC/STATE	\$1,625,000	-	-	-	-	-	-	\$1,625,000
	<i>Total PE</i>	\$8,500,000	-	-	-	-	-	-	\$8,500,000
	<i>Total Programmed</i>	\$8,500,000	-	-	-	-	-	-	\$8,500,000



Version History

<i>TIP Document</i>		<i>MPO Approval</i>	<i>FHWA Approval</i>	<i>FTA Approval</i>
23-00	Adoption 2023-2026	06/15/2022	8/25/2022	8/25/2022
23-02	Amendment 2023-2026	09/16/2022	N/A	N/A
23-23.1	Amendment 2023-2026	09/20/2023	Pending	Pending

Current Change Reason

SCHEDULE / FUNDING / SCOPE - Cost change(s)

Funding Change(s):

Total project cost decreased from \$66,818,751 to \$8,500,000



TIP ID T6516
Project Name Pedestrian Bridge over Arizona Ave NW and Connecting Trail Rehabilitation
Project Limits Nebraska Ave NW to Galena Pl NW

Lead Agency District Department of Transportation
County Washington
Municipality District of Columbia
Agency Project ID

Project Type Bike/Ped
Total Cost \$12,537,750
Completion Date 2027

Description The project area includes a rehabilitation and pavement of the 0.65-mile section of the trails at Arizona Ave from Nebraska Avenue, NW to Galena Place, NW including missing sections of the trail and rehabilitation/ reconstruction Substructure and Superstructure of approximately 110-foot long Pedestrian Bridge over Arizona Ave connecting both sides of Arizona Ave trails including pedestrian access ramp.

Phase	AC/ACCP Source	Prior	FY2023	FY2024	FY2025	FY2026	Future	4 Year Total	Total
PE	CMAQ	\$2,088,000	\$347,200	-	-	-	-	\$347,200	\$2,435,200
PE	DC/STATE	\$522,000	\$86,800	-	-	-	-	\$86,800	\$608,800
	<i>Total PE</i>	\$2,610,000	\$434,000	-	-	-	-	\$434,000	\$3,044,000
CON	LOCAL (NM)	-	-	\$9,493,750	-	-	-	\$9,493,750	\$9,493,750
	<i>Total CON</i>	-	-	\$9,493,750	-	-	-	\$9,493,750	\$9,493,750
	<i>Total Programmed</i>	\$2,610,000	\$434,000	\$9,493,750	-	-	-	\$9,927,750	\$12,537,750



Version History

TIP Document	Adoption	MPO Approval	FHWA Approval	FTA Approval
23-00	Adoption 2023-2026	06/15/2022	8/25/2022	8/25/2022
23-01.1	Amendment 2023-2026	09/21/2022	10/06/2022	06/26/2023
23-23.1	Amendment 2023-2026	09/20/2023	Pending	Pending

Current Change Reason

SCHEDULE / FUNDING / SCOPE - Cost change(s), Programming Update, Schedule Change(s)

Funding Change(s):

Total project cost decreased from \$13,460,000 to \$12,537,750



<i>TIP ID</i>	T6610	<i>Lead Agency</i>	District Department of Transportation	<i>Project Type</i>	Transportation Operations
<i>Project Name</i>	Citywide Large Guide Sign Maintenance	<i>County</i>	Washington	<i>Total Cost</i>	\$22,826,120
<i>Project Limits</i>		<i>Municipality</i>	District of Columbia	<i>Completion Date</i>	2045
		<i>Agency Project ID</i>	CFPID170319		
<i>Description</i>	Repair and replacement of damaged overhead/oversized signage, primarily located along Interstate system. This project will facilitate replacement of damaged signs that are too large to fabricate and install in-house. a. Citywide Large Guide Sign Maintenance b. Sign Structure Upgrade and Replacement				

Phase	AC/ACCP Source	FY2023	FY2024	FY2025	FY2026	4 Year Total	Total	*Map Has Not Been Marked
PE	DC/STATE	\$390,557	\$434,000	-	\$227,850	\$1,052,407	\$1,052,407	
PE	STBG	\$1,562,228	\$1,736,000	-	\$911,400	\$4,209,628	\$4,209,628	
	<i>Total PE</i>	\$1,952,785	\$2,170,000	-	\$1,139,250	\$5,262,035	\$5,262,035	
CON	NHPP	-	\$2,790,609	\$2,860,374	\$2,931,884	\$8,582,867	\$8,582,867	
CON	DC/STATE	-	\$697,653	\$2,082,194	\$732,971	\$3,512,818	\$3,512,818	
CON	STBG	-	-	\$5,468,400	-	\$5,468,400	\$5,468,400	
	<i>Total CON</i>	-	\$3,488,262	\$10,410,968	\$3,664,855	\$17,564,085	\$17,564,085	
	<i>Total Programmed</i>	\$1,952,785	\$5,658,262	\$10,410,968	\$4,804,105	\$22,826,120	\$22,826,120	

Version History

Current Change Reason

<i>TIP Document</i>	<i>MPO Approval</i>	<i>FHWA Approval</i>	<i>FTA Approval</i>
23-00 Adoption 2023-2026	06/15/2022	8/25/2022	8/25/2022
23-01.1 Amendment 2023-2026	09/21/2022	10/06/2022	06/26/2023
23-10 Amendment 2023-2026	01/13/2023	N/A	N/A
23-12 Amendment 2023-2026	<i>Pending</i>	N/A	N/A
23-23.1 Amendment 2023-2026	09/20/2023	<i>Pending</i>	<i>Pending</i>

SCHEDULE / FUNDING / SCOPE - Cost change(s), Programming Update

Funding Change(s):
 Total project cost increased from \$15,623,785 to \$22,826,120



<i>TIP ID</i>	T6644	<i>Lead Agency</i>	District Department of Transportation	<i>Project Type</i>	Road - Signal/Signs
<i>Project Name</i>	LED Signage Procurement and Installation	<i>County</i>	Washington	<i>Total Cost</i>	\$4,679,297
<i>Project Limits</i>		<i>Municipality</i>	District of Columbia	<i>Completion Date</i>	2045
		<i>Agency Project ID</i>			
<i>Description</i>	Procurement and installation of LED signage and intelligent warning systems (flashing pedestrian signs, driver feedback machines, etc.). Signs will be procured, installed, and maintained by Field Operations Branch.				

Phase	AC/ACCP	Source	FY2023	FY2024	FY2025	FY2026	4 Year Total	Total	*Not Location Specific
CON		NHPP	\$288,000	\$1,119,477	\$1,153,908	\$1,182,052	\$3,743,437	\$3,743,437	
CON		DC/STATE	\$72,000	\$279,870	\$288,477	\$295,513	\$935,860	\$935,860	
		<i>Total CON</i>	\$360,000	\$1,399,347	\$1,442,385	\$1,477,565	\$4,679,297	\$4,679,297	
		<i>Total Programmed</i>	\$360,000	\$1,399,347	\$1,442,385	\$1,477,565	\$4,679,297	\$4,679,297	

Version History

<u>TIP Document</u>	<u>MPO Approval</u>	<u>FHWA Approval</u>	<u>FTA Approval</u>
23-00 Adoption 2023-2026	06/15/2022	8/25/2022	8/25/2022
23-23.1 Amendment 2023-2026	09/20/2023	Pending	Pending

Current Change Reason

SCHEDULE / FUNDING / SCOPE - Cost change(s)

Funding Change(s):

Total project cost increased from \$1,440,000 to \$4,679,297



TIP ID T6657
Project Name New York Ave NE Bridge over Anacostia River-**INFORMATIONAL**
Project Limits Over Anacostia River

Lead Agency District Department of Transportation
County Washington
Municipality District of Columbia
Agency Project ID

Project Type Bridge - Rehab
Total Cost \$35,000,000
Completion Date 2030

Description This project will include inspections and preliminary design work to assess the need for future rehabilitation and preventive maintenance on the bridge.

Phase	AC/ACCP Source	Prior	FY2023	FY2024	FY2025	FY2026	Future	4 Year Total	Total
CON	BFP	-	-	-	-	-	\$28,000,000	-	\$28,000,000
CON	DC/STATE	-	-	-	-	-	\$7,000,000	-	\$7,000,000
	<i>Total CON</i>	-	-	-	-	-	\$35,000,000	-	\$35,000,000
	<i>Total Programmed</i>	-	-	-	-	-	\$35,000,000	-	\$35,000,000



Version History

<i>TIP Document</i>		<i>MPO Approval</i>	<i>FHWA Approval</i>	<i>FTA Approval</i>
23-00	Adoption 2023-2026	06/15/2022	8/25/2022	8/25/2022
23-02	Amendment 2023-2026	09/16/2022	N/A	N/A
23-23.1	Amendment 2023-2026	09/20/2023	<i>Pending</i>	<i>Pending</i>

Current Change Reason

SCHEDULE / FUNDING / SCOPE - Cost change(s), Programming Update, Schedule Change(s)

Funding Change(s):

Total project cost increased from \$22,833,450 to \$35,000,000

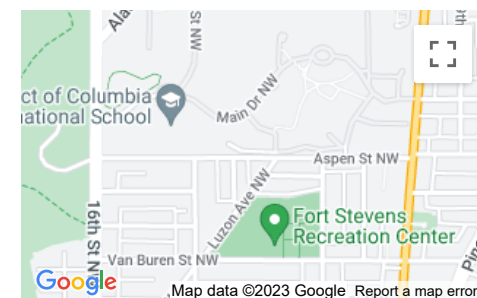


TIP ID T6801
Project Name Aspen St NW Improvements
Project Limits at Walter Reed Army Medical Center
Lead Agency District Department of Transportation
County Washington
Municipality District of Columbia
Agency Project ID

Project Type Road - Recons/Rehab/Maintenance
Total Cost \$6,159,000
Completion Date 2026

Description The design for Rehabilitation of Aspen Street, NW is being facilitated for the redevelopment of Walter Reed Army Medical Center. The goal of this project is to provide an improved and sustainable transportation network, pedestrian /vehicular safety and accessibility, efficient travel options and street and sidewalk enhancement, etc. This design will support The Parks by improving traffic operations and providing traffic calming measures towards future Walter Reed development ensuring ADA compliance throughout the corridor.

Phase	AC/ACCP Source	Prior	FY2023	FY2024	FY2025	FY2026	Future	4 Year Total	Total
CON	DC/STATE	\$6,159,000	-	-	-	-	-	-	\$6,159,000
	<i>Total CON</i>	\$6,159,000	-	-	-	-	-	-	\$6,159,000
	<i>Total Programmed</i>	\$6,159,000	-	-	-	-	-	-	\$6,159,000



Version History

<i>TIP Document</i>		<i>MPO Approval</i>	<i>FHWA Approval</i>	<i>FTA Approval</i>
23-00	Adoption 2023-2026	06/15/2022	8/25/2022	8/25/2022
23-02	Amendment 2023-2026	09/16/2022	N/A	N/A
23-20	Amendment 2023-2026	06/18/2023	N/A	N/A
23-23.1	Amendment 2023-2026	09/20/2023	<i>Pending</i>	<i>Pending</i>

Current Change Reason

SCHEDULE / FUNDING / SCOPE - Cost change(s)

Funding Change(s):

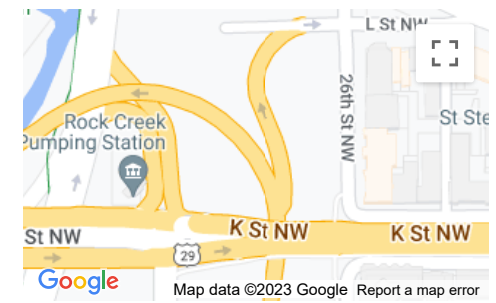
Total project cost decreased from \$13,860,000 to \$6,159,000



<i>TIP ID</i>	T6804	<i>Lead Agency</i>	District Department of Transportation	<i>Project Type</i>	Bridge - Rehab
<i>Project Name</i>	I-66 Ramp to Whitehurst Frwy and K Street NW Bridge over Whitehurst Freeway Ramp	<i>County</i>	Washington	<i>Total Cost</i>	\$49,483,750
<i>Project Limits</i>		<i>Municipality</i>	District of Columbia	<i>Completion Date</i>	2045
		<i>Agency Project ID</i>			

Description In conjunction with the Asset Management Division recommendation, it is apparent that to maintain the structural integrity and reduce further damage from the continued deterioration and aging of the I-66 Ramp to the Whitehurst Freeway and the K Street NW Bridge over Ramp to the Whitehurst Freeway, repair and restoration of the bridge substructures and superstructure is required.(Bridge #1303 and Bridge # 1304)The primary goal of the project is to perform repairs and rehabilitation of all deficient bridge components to extend the service life of the structure.

Phase	AC/ACCP Source	Prior	FY2023	FY2024	FY2025	FY2026	Future	4 Year Total	Total
PE	BIP	\$1,086,085	-	-	-	-	-	-	\$1,086,085
PE	NHPP	\$2,500,914	-	\$2,000,000	-	-	\$2,000,000	\$2,000,000	\$6,500,914
PE	State (NM)	\$300,000	-	-	-	-	-	-	\$300,000
PE	DC/STATE	\$596,751	-	\$500,000	-	-	\$500,000	\$500,000	\$1,596,751
	<i>Total PE</i>	\$4,483,750	-	\$2,500,000	-	-	\$2,500,000	\$2,500,000	\$9,483,750
CON	NHPP	-	-	-	-	-	\$32,000,000	-	\$32,000,000
CON	DC/STATE	-	-	-	-	-	\$8,000,000	-	\$8,000,000
	<i>Total CON</i>	-	-	-	-	-	\$40,000,000	-	\$40,000,000
	<i>Total Programmed</i>	\$4,483,750	-	\$2,500,000	-	-	\$42,500,000	\$2,500,000	\$49,483,750



Version History

<i>TIP Document</i>		<i>MPO Approval</i>	<i>FHWA Approval</i>	<i>FTA Approval</i>
23-00	Adoption 2023-2026	06/15/2022	8/25/2022	8/25/2022
23-01.1	Amendment 2023-2026	09/21/2022	10/06/2022	06/26/2023
23-02	Amendment 2023-2026	09/16/2022	N/A	N/A
23-23.1	Amendment 2023-2026	09/20/2023	Pending	Pending

Current Change Reason

SCHEDULE / FUNDING / SCOPE - Cost change(s), Programming Update, Schedule Change(s)
Funding Change(s):
 Total project cost increased from \$32,336,250 to \$49,483,750



<i>TIP ID</i>	T6811	<i>Lead Agency</i>	District Department of Transportation	<i>Project Type</i>	Road - Other Improvement
<i>Project Name</i>	Retroreflective Backplates	<i>County</i>	Washington	<i>Total Cost</i>	\$0
<i>Project Limits</i>		<i>Municipality</i>	District of Columbia	<i>Completion Date</i>	2045
		<i>Agency Project ID</i>			

Description The TOSD plans to implement retroreflective backplates as a safety improvement to reduce fatalities and serious injury crashes on the Districts roadways. Retroreflective backplates are FHWA Proven Safety Countermeasure known to reduce total crashes at an intersection by 15%, by providing greater visibility and conspicuity of traffic signal heads, particularly at night and for drivers with vision limitations. The project will include systemic installation of this measure on corridors identified through network screening in each of the eight wards, as well as similar installation for single intersections that demonstrate characteristics and a safety record of crashes susceptible to correction with this treatment.

Phase	AC/ACCP	Source	FY2023	FY2024	FY2025	FY2026	4 Year Total	Total
-------	---------	--------	--------	--------	--------	--------	--------------	-------

*Not Location Specific

Version History

<u>TIP Document</u>	<u>MPO Approval</u>	<u>FHWA Approval</u>	<u>FTA Approval</u>
23-00 Adoption 2023-2026	06/15/2022	8/25/2022	8/25/2022
23-02 Amendment 2023-2026	09/16/2022	N/A	N/A
23-13.1 Amendment 2023-2026	03/15/2023	3/28/2023	3/28/2023
23-23.1 Amendment 2023-2026	09/20/2023	<i>Pending</i>	<i>Pending</i>

Current Change Reason

Delete project

Funding Change(s):
 Total project cost decreased from \$1,485,000 to



TIP ID T6812
Project Name William Howard Taft Memorial Bridge Rehabilitation-**INFORMATIONAL**
Project Limits

Lead Agency District Department of Transportation
County Washington
Municipality District of Columbia
Agency Project ID

Project Type Bridge - Rehab
Total Cost \$16,000,000
Completion Date 2045

Description Rehabilitation / Repairs of the aged historical bridge crossing between Ward 2 and 3. General scope of work includes repairs on numerous cracks and deterioration on bridge elements including deck, jersey barriers, railings, lighting, etc.

Phase	AC/ACCP Source	Prior	FY2023	FY2024	FY2025	FY2026	Future	4 Year Total	Total
PE	NHPP	-	-	-	-	-	\$2,400,000	-	\$2,400,000
PE	DC/STATE	-	-	-	-	-	\$600,000	-	\$600,000
	<i>Total PE</i>	-	-	-	-	-	\$3,000,000	-	\$3,000,000
CON	NHPP	-	-	-	-	-	\$10,400,000	-	\$10,400,000
CON	DC/STATE	-	-	-	-	-	\$2,600,000	-	\$2,600,000
	<i>Total CON</i>	-	-	-	-	-	\$13,000,000	-	\$13,000,000
	<i>Total Programmed</i>	-	-	-	-	-	\$16,000,000	-	\$16,000,000



Version History

<i>TIP Document</i>		<i>MPO Approval</i>	<i>FHWA Approval</i>	<i>FTA Approval</i>
23-00	Adoption 2023-2026	06/15/2022	8/25/2022	8/25/2022
23-02	Amendment 2023-2026	09/16/2022	N/A	N/A
23-23.1	Amendment 2023-2026	09/20/2023	Pending	Pending

Current Change Reason

SCHEDULE / FUNDING / SCOPE - Cost change(s), Programming Update, Schedule Change(s)
Funding Change(s):
 Total project cost decreased from \$16,929,500 to \$16,000,000

**ATTACHMENT B - AMENDMENT SUMMARY REPORT
FOR TIP ACTION 23-23.1: FORMAL AMENDMENT TO THE
FY 2023-2026 TRANSPORTATION IMPROVEMENT PROGRAM
REQUESTED BY THE DISTRICT DEPARTMENT OF TRANSPORTATION**

TIP ID	PROJECT TITLE	COST BEFORE	COST AFTER	COST CHANGE	% CHANGE	CHANGE REASON	CHANGE SUMMARY
T13571	New York Avenue Bridge, NE over CSX RR	\$0	\$38,406,250	\$38,406,250	0	New project	PROJECT CHANGES (FROM PREVIOUS VERSION): BFP ▶ Add funds in FFY 25 in PE for \$1,200,000 ▶ Add funds in FFY 27 in PE for \$2,400,000 ▶ Add funds in FFY 29 in CON for \$27,125,000 DC/STATE ▶ Add funds in FFY 25 in PE for \$300,000 ▶ Add funds in FFY 27 in PE for \$600,000 ▶ Add funds in FFY 29 in CON for \$6,781,250 <i>Total project cost \$38,406,250</i>
T3423	South Capitol Street Corridor	\$779,483,000	\$207,400,000	(\$572,083,000)	-73	Cost change(s), Schedule Change(s)	PROJECT CHANGES (FROM PREVIOUS VERSION): TBD ▶ Delete funds in FFY 27 in DC/STATE ▶ Add funds in FFY 28 in CON for \$2,000,000 ▶ Add funds in FFY 29 in CON for \$5,425,000 STBG ▶ Add funds in FFY 28 in CON for \$8,000,000 ▶ Add funds in FFY 29 in CON for \$21,700,000 <i>Total project cost decreased from \$779,483,000 to \$207,400,000</i>
T6490	Southwest Freeway Bridge over South Capitol Street	\$66,818,751	\$8,500,000	(\$58,318,751)	-87	Cost change(s)	PROJECT CHANGES (FROM PREVIOUS VERSION): BFP ▶ Delete funds in FFY 24 in CON for \$24,364,209 ▶ Delete funds in FFY 25 in CON for \$22,290,791 DC/STATE ▶ Delete funds in FFY 24 in CON for \$6,091,053 ▶ Delete funds in FFY 25 in CON for \$5,572,698 <i>Total project cost decreased from \$66,818,751 to \$8,500,000</i>
T5342	Approach Bridges to 14th Street Bridge	\$39,842,500	\$6,750,000	(\$33,092,500)	-83	Cost change(s)	PROJECT CHANGES (FROM PREVIOUS VERSION): BFP ▶ Delete funds in FFY 24 in CON for \$26,474,000 DC/STATE ▶ Delete funds in FFY 24 in CON for \$6,618,500 <i>Total project cost decreased from \$39,842,500 to \$6,750,000</i>

TIP ID	PROJECT TITLE	COST BEFORE	COST AFTER	COST CHANGE	% CHANGE	CHANGE REASON	CHANGE SUMMARY
T11596	10th Street Bridge over I-395- INFORMATIONAL	\$32,965,000	\$6,500,000	(\$26,465,000)	-80	Cost change(s), Programming Update, Schedule Change(s)	PROJECT CHANGES (FROM PREVIOUS VERSION): BFP ▶ Delete funds in FFY 24 in PE for \$1,200,000 DC/STATE ▶ Delete funds in FFY 24 in PE for \$300,000 ▶ Delete funds in FFY 25 in PE for \$520,800 ▶ Delete funds in FFY 27 in CON for \$5,772,200 ▶ Add funds in FFY 28 in CON for \$300,000 ▶ Add funds in FFY 29 in CON for \$1,000,000 NHPP ▶ Delete funds in FFY 25 in PE for \$2,083,200 ▶ Delete funds in FFY 27 in CON for \$23,088,800 ▶ Add funds in FFY 28 in CON for \$1,200,000 ▶ Add funds in FFY 29 in CON for \$4,000,000 <i>Total project cost decreased from \$32,965,000 to \$6,500,000</i>
T11592	I-395 Southbound Exit Ramp to Southwest Freeway	\$27,293,750	\$14,604,000	(\$12,689,750)	-46	Cost change(s), Schedule Change(s)	PROJECT CHANGES (FROM PREVIOUS VERSION): BFP ▶ Delete funds in FFY 26 in CON for \$19,751,800 ▶ Add funds in FFY 28 in CON for \$9,600,000 DC/STATE ▶ Delete funds in FFY 26 in CON for \$4,937,950 ▶ Add funds in FFY 28 in CON for \$2,400,000 <i>Total project cost decreased from \$27,293,750 to \$14,604,000</i>
T6801	Aspen St NW Improvements	\$13,860,000	\$6,159,000	(\$7,701,000)	-56	Cost change(s)	PROJECT CHANGES (FROM PREVIOUS VERSION): DC/STATE ▶ Delete funds in FFY 24 in CON for \$1,540,000 ▶ Delete funds in FFY 26 in CON for \$1,000 STBG ▶ Delete funds in FFY 24 in CON for \$6,160,000 <i>Total project cost decreased from \$13,860,000 to \$6,159,000</i>
T6428	Anacostia Ave NE over Anacostia River Outlet Bridge Rehabilitation	\$17,734,500	\$14,200,000	(\$3,534,500)	-20	Cost change(s)	PROJECT CHANGES (FROM PREVIOUS VERSION): DC/STATE ▶ Delete funds in FFY 24 in CON for \$706,900 STBG ▶ Delete funds in FFY 24 in CON for \$2,827,600 <i>Total project cost decreased from \$17,734,500 to \$14,200,000</i>

TIP ID	PROJECT TITLE	COST BEFORE	COST AFTER	COST CHANGE	% CHANGE	CHANGE REASON	CHANGE SUMMARY
T2927	Highway Structures Preventive Maintenance and Repairs	\$29,886,193	\$26,676,047	(\$3,210,146)	-11	Cost change(s)	<p>PROJECT CHANGES (FROM PREVIOUS VERSION):</p> <p>DC/STATE</p> <ul style="list-style-type: none"> - Decrease funds in FFY 24 in PE from \$22,029 to \$0 - Decrease funds in FFY 24 in CON from \$1,472,252 to \$1,215,200 - Decrease funds in FFY 25 in PE from \$22,029 to \$0 - Decrease funds in FFY 25 in CON from \$1,472,252 to \$1,280,300 - Decrease funds in FFY 26 in PE from \$22,029 to \$0 - Decrease funds in FFY 26 in CON from \$1,472,252 to \$1,345,400 <p>NHPP</p> <ul style="list-style-type: none"> - Decrease funds in FFY 24 in PE from \$88,115 to \$0 - Decrease funds in FFY 24 in CON from \$5,075,133 to \$3,888,640 - Decrease funds in FFY 25 in PE from \$88,115 to \$0 - Decrease funds in FFY 25 in CON from \$5,075,133 to \$4,096,960 - Decrease funds in FFY 26 in PE from \$88,115 to \$0 - Decrease funds in FFY 26 in CON from \$5,075,133 to \$4,305,280 <p>STBG</p> <ul style="list-style-type: none"> + Increase funds in FFY 24 in CON from \$814,018 to \$972,160 + Increase funds in FFY 25 in CON from \$814,020 to \$1,024,240 + Increase funds in FFY 26 in CON from \$814,021 to \$1,076,320 <p><i>Total project cost decreased from \$29,886,193 to \$26,676,047</i></p>
T2945	District TDM (goDCgo)	\$12,082,107	\$10,241,511	(\$1,840,596)	-15	Cost change(s), Programming Update	<p>PROJECT CHANGES (FROM PREVIOUS VERSION):</p> <p>DC/STATE</p> <ul style="list-style-type: none"> - Decrease funds in FFY 24 in OTHER from \$122,707 to \$0 - Decrease funds in FFY 25 in OTHER from \$122,707 to \$0 - Decrease funds in FFY 26 in OTHER from \$122,707 to \$0 <p>CMAQ</p> <ul style="list-style-type: none"> - Decrease funds in FFY 24 in OTHER from \$490,825 to \$0 - Decrease funds in FFY 25 in OTHER from \$490,825 to \$0 - Decrease funds in FFY 26 in OTHER from \$490,825 to \$0 <p><i>Total project cost decreased from \$12,082,107 to \$10,241,511</i></p>

TIP ID	PROJECT TITLE	COST BEFORE	COST AFTER	COST CHANGE	% CHANGE	CHANGE REASON	CHANGE SUMMARY
T3213	Planning and Management Systems	\$44,876,443	\$43,353,614	(\$1,522,829)	-3	Cost change(s), Programming Update, Schedule Change(s)	<p>PROJECT CHANGES (FROM PREVIOUS VERSION):</p> <p>DC/STATE</p> <ul style="list-style-type: none"> - Decrease funds in FFY 24 in PLANNING from \$10,000 to \$0 - Decrease funds in FFY 24 in CON from \$63,589 to \$0 - Decrease funds in FFY 25 in PLANNING from \$10,000 to \$0 + Increase funds in FFY 25 in PE from \$1,382,471 to \$1,807,671 - Decrease funds in FFY 25 in CON from \$63,589 to \$0 - Decrease funds in FFY 26 in PLANNING from \$10,000 to \$0 - Decrease funds in FFY 26 in PE from \$1,914,618 to \$1,480,618 - Decrease funds in FFY 26 in CON from \$63,589 to \$0 <p>STBG</p> <ul style="list-style-type: none"> - Decrease funds in FFY 24 in PLANNING from \$40,000 to \$0 - Decrease funds in FFY 24 in CON from \$254,354 to \$0 - Decrease funds in FFY 25 in PLANNING from \$40,000 to \$0 + Increase funds in FFY 25 in PE from \$2,594,602 to \$4,295,402 - Decrease funds in FFY 25 in CON from \$254,354 to \$0 - Decrease funds in FFY 26 in PLANNING from \$40,000 to \$0 - Decrease funds in FFY 26 in PE from \$4,730,603 to \$2,994,603 - Decrease funds in FFY 26 in CON from \$254,354 to \$0 <p>STIC</p> <ul style="list-style-type: none"> ▶ Delete funds in FFY 24 in PE for \$125,000 ▶ Delete funds in FFY 25 in PE for \$125,000 ▶ Delete funds in FFY 26 in PE for \$125,000 <p><i>Total project cost decreased from \$44,876,443 to \$43,353,614</i></p>
T5957	Pennsylvania Ave and Potomac Ave SE Intersection Improvements	\$25,141,945	\$23,978,645	(\$1,163,300)	-5	Cost change(s), Schedule Change(s)	<p>PROJECT CHANGES (FROM PREVIOUS VERSION):</p> <p>Changed AQ Confirm:</p> <ul style="list-style-type: none"> - from "No" to "" <p>State (NM)</p> <ul style="list-style-type: none"> ▶ Add funds in FFY 23 in CON for \$23,870,000 <p>DC/STATE</p> <ul style="list-style-type: none"> ▶ Delete funds in FFY 24 in CON for \$4,173,630 ▶ Delete funds in FFY 25 in CON for \$779,030 <p>STBG</p> <ul style="list-style-type: none"> ▶ Delete funds in FFY 24 in CON for \$16,964,520 ▶ Delete funds in FFY 25 in CON for \$3,116,120 <p><i>Total project cost decreased from \$25,141,945 to \$23,978,645</i></p>

TIP ID	PROJECT TITLE	COST BEFORE	COST AFTER	COST CHANGE	% CHANGE	CHANGE REASON	CHANGE SUMMARY
T6812	William Howard Taft Memorial Bridge Rehabilitation- INFORMATIONAL	\$16,929,500	\$16,000,000	(\$929,500)	-5	Cost change(s), Programming Update, Schedule Change(s)	<p>PROJECT CHANGES (FROM PREVIOUS VERSION):</p> <p>TBD</p> <ul style="list-style-type: none"> ▶ Delete funds in FFY 27 DC/STATE ▶ Delete funds in FFY 26 in PE for \$585,900 ▶ Add funds in FFY 27 in PE for \$600,000 ▶ Add funds in FFY 29 in CON for \$2,600,000 <p>NHPP</p> <ul style="list-style-type: none"> ▶ Delete funds in FFY 26 in PE for \$2,343,600 ▶ Add funds in FFY 27 in PE for \$2,400,000 ▶ Add funds in FFY 29 in CON for \$10,400,000 <p><i>Total project cost decreased from \$16,929,500 to \$16,000,000</i></p>
T6516	Pedestrian Bridge over Arizona Ave NW and Connecting Trail Rehabilitation	\$13,460,000	\$12,537,750	(\$922,250)	-7	Cost change(s), Programming Update, Schedule Change(s)	<p>PROJECT CHANGES (FROM PREVIOUS VERSION):</p> <p>LOCAL (NM)</p> <ul style="list-style-type: none"> ▶ Add funds in FFY 24 in CON for \$9,493,750 <p>DC/STATE</p> <ul style="list-style-type: none"> ▶ Delete funds in FFY 24 in CON for \$1,866,200 ▶ Delete funds in FFY 25 in CON for \$217,000 <p>CMAQ</p> <ul style="list-style-type: none"> ▶ Delete funds in FFY 24 in CON for \$7,464,800 ▶ Delete funds in FFY 25 in CON for \$868,000 <p><i>Total project cost decreased from \$13,460,000 to \$12,537,750</i></p>
T3212	Safety Improvements Citywide	\$69,066,593	\$68,384,709	(\$681,884)	-1	Cost change(s), Programming Update	<p>PROJECT CHANGES (FROM PREVIOUS VERSION):</p> <p>DC/STATE</p> <ul style="list-style-type: none"> - Decrease funds in FFY 24 in PE from \$1,441,925 to \$1,141,925 + Increase funds in FFY 24 in CON from \$1,467,136 to \$1,712,468 - Decrease funds in FFY 25 in PE from \$1,446,925 to \$1,146,925 + Increase funds in FFY 25 in CON from \$1,467,136 to \$1,721,601 - Decrease funds in FFY 26 in PE from \$1,446,925 to \$1,146,925 + Increase funds in FFY 26 in CON from \$1,467,136 to \$1,730,963 <p>HSIP</p> <ul style="list-style-type: none"> - Decrease funds in FFY 24 in PE from \$6,761,325 to \$5,561,325 - Decrease funds in FFY 25 in PE from \$6,761,325 to \$5,561,325 - Decrease funds in FFY 26 in PE from \$6,761,325 to \$5,561,325 <p>STBG</p> <ul style="list-style-type: none"> + Increase funds in FFY 24 in CON from \$5,868,544 to \$6,849,870 + Increase funds in FFY 25 in CON from \$5,868,544 to \$6,886,404 + Increase funds in FFY 26 in CON from \$5,868,544 to \$6,923,850 <p><i>Total project cost decreased from \$69,066,593 to \$68,384,709</i></p>

TIP ID	PROJECT TITLE	COST BEFORE	COST AFTER	COST CHANGE	% CHANGE	CHANGE REASON	CHANGE SUMMARY
T3215	Pavement Restoration - STBG Streets	\$52,731,000	\$52,074,250	(\$656,750)	-1	Cost change(s)	<p>PROJECT CHANGES (FROM PREVIOUS VERSION):</p> <p>DC/STATE</p> <ul style="list-style-type: none"> - Decrease funds in FFY 24 in CON from \$2,636,550 to \$2,600,000 - Decrease funds in FFY 25 in CON from \$2,647,400 to \$2,600,000 - Decrease funds in FFY 26 in CON from \$2,647,400 to \$2,600,000 <p>STBG</p> <ul style="list-style-type: none"> - Decrease funds in FFY 24 in CON from \$10,546,200 to \$10,400,000 - Decrease funds in FFY 25 in CON from \$10,589,600 to \$10,400,000 - Decrease funds in FFY 26 in CON from \$10,589,600 to \$10,400,000 <p><i>Total project cost decreased from \$52,731,000 to \$52,074,250</i></p>
T5316	Guardrails and Attenuators	\$11,857,768	\$11,361,934	(\$495,834)	-4	Cost change(s)	<p>PROJECT CHANGES (FROM PREVIOUS VERSION):</p> <p>DC/STATE</p> <ul style="list-style-type: none"> - Decrease funds in FFY 24 in CON from \$589,710 to \$525,140 - Decrease funds in FFY 25 in CON from \$601,029 to \$579,390 - Decrease funds in FFY 26 in CON from \$601,029 to \$588,070 <p>STBG</p> <ul style="list-style-type: none"> - Decrease funds in FFY 24 in CON from \$2,358,838 to \$2,100,560 - Decrease funds in FFY 25 in CON from \$2,404,114 to \$2,317,560 - Decrease funds in FFY 26 in CON from \$2,404,114 to \$2,352,280 <p><i>Total project cost decreased from \$11,857,768 to \$11,361,934</i></p>
T3242	Stormwater-Hydraulic Structures and Flood Management Works	\$26,236,098	\$25,994,698	(\$241,400)	-1	Cost change(s), Programming Update, Schedule Change(s)	<p>PROJECT CHANGES (FROM PREVIOUS VERSION):</p> <p>DC/STATE</p> <ul style="list-style-type: none"> + Increase funds in FFY 24 in PE from \$464,243 to \$490,103 - Decrease funds in FFY 25 in PE from \$464,243 to \$364,243 + Increase funds in FFY 26 in PE from \$464,243 to \$490,103 <p>STBG</p> <ul style="list-style-type: none"> + Increase funds in FFY 24 in PE from \$1,856,970 to \$1,960,410 - Decrease funds in FFY 25 in PE from \$1,856,970 to \$1,456,970 + Increase funds in FFY 26 in PE from \$1,856,970 to \$1,960,410 <p><i>Total project cost decreased from \$26,236,098 to \$25,994,698</i></p>

TIP ID	PROJECT TITLE	COST BEFORE	COST AFTER	COST CHANGE	% CHANGE	CHANGE REASON	CHANGE SUMMARY
T5313	Urban Forestry Program	\$2,399,659	\$2,227,412	(\$172,247)	-7	Cost change(s)	<p>PROJECT CHANGES (FROM PREVIOUS VERSION):</p> <p>DC/STATE</p> <ul style="list-style-type: none"> - Decrease funds in FFY 24 in CON from \$119,982 to \$108,500 - Decrease funds in FFY 25 in CON from \$119,982 to \$108,500 - Decrease funds in FFY 26 in CON from \$119,983 to \$108,500 <p>NHPP</p> <ul style="list-style-type: none"> - Decrease funds in FFY 24 in CON from \$191,018 to \$172,736 - Decrease funds in FFY 25 in CON from \$191,018 to \$172,736 - Decrease funds in FFY 26 in CON from \$191,019 to \$172,736 <p>STBG</p> <ul style="list-style-type: none"> - Decrease funds in FFY 24 in CON from \$288,914 to \$261,264 - Decrease funds in FFY 25 in CON from \$288,915 to \$261,264 - Decrease funds in FFY 26 in CON from \$288,916 to \$261,264 <p><i>Total project cost decreased from \$2,399,659 to \$2,227,412</i></p>
T2796	National Recreational Trails	\$3,420,002	\$3,264,002	(\$156,000)	-5	Cost change(s)	<p>PROJECT CHANGES (FROM PREVIOUS VERSION):</p> <p>CRP</p> <ul style="list-style-type: none"> ▶ Delete funds in FFY 24 in PE for \$374,400 ▶ Delete funds in FFY 25 in PE for \$374,400 ▶ Delete funds in FFY 26 in PE for \$374,400 <p>DC/STATE</p> <ul style="list-style-type: none"> - Decrease funds in FFY 24 in PE from \$173,600 to \$163,200 - Decrease funds in FFY 25 in PE from \$173,600 to \$163,200 - Decrease funds in FFY 26 in PE from \$173,600 to \$163,200 <p>NRT</p> <ul style="list-style-type: none"> + Increase funds in FFY 24 in PE from \$320,000 to \$652,800 + Increase funds in FFY 25 in PE from \$320,000 to \$652,800 + Increase funds in FFY 26 in PE from \$320,000 to \$652,800 <p><i>Total project cost decreased from \$3,420,002 to \$3,264,002</i></p>
T11622	National Electric Vehicle Infrastructure Deployment Program (NEVI)	\$9,577,115	\$9,524,446	(\$52,669)	-1	Cost change(s), Programming Update	<p>PROJECT CHANGES (FROM PREVIOUS VERSION):</p> <p>DC/STATE</p> <ul style="list-style-type: none"> + Increase funds in FFY 24 in PE from \$0 to \$233,333 - Decrease funds in FFY 24 in CON from \$710,534 to \$0 <ul style="list-style-type: none"> ▶ Add funds in FFY 25 in PE for \$233,333 ▶ Add funds in FFY 26 in PE for \$233,333 <p>NEVI</p> <ul style="list-style-type: none"> + Increase funds in FFY 24 in PE from \$0 to \$933,333 - Decrease funds in FFY 24 in CON from \$2,842,133 to \$0 <ul style="list-style-type: none"> ▶ Add funds in FFY 25 in PE for \$933,333 ▶ Add funds in FFY 26 in PE for \$933,333 <p><i>Total project cost decreased from \$9,577,115 to \$9,524,446</i></p>

TIP ID	PROJECT TITLE	COST BEFORE	COST AFTER	COST CHANGE	% CHANGE	CHANGE REASON	CHANGE SUMMARY
T2743	Great Streets - Pennsylvania Ave, SE	\$15,001,000	\$15,000,000	(\$1,000)	0	Programming Update	PROJECT CHANGES (FROM PREVIOUS VERSION): Changed AQ Confirm: - from "No" to "" LOCAL ► Delete funds in FFY 23 in CON for \$3,000,000 DC/STATE + Increase funds in FFY 24 in CON from \$1,000 to \$3,000,000 HIP ► Add funds in FFY 24 in CON for \$12,000,000 NHPP ► Delete funds in FFY 23 in CON for \$12,000,000 <i>Total project cost decreased from \$15,001,000 to \$15,000,000</i>
T6105	DC Circulator	\$774,994	\$773,994	(\$1,000)	0	Cost change(s)	PROJECT CHANGES (FROM PREVIOUS VERSION): DC/STATE ► Delete funds in FFY 26 in CON for \$1,000 <i>Total project cost decreased from \$774,994 to \$773,994</i>
T5802	AWI Program Manager	\$10,000,000	\$10,000,000	\$0	0	Programming Update	PROJECT CHANGES (FROM PREVIOUS VERSION): LOCAL ► Delete funds in FFY 24 in PE for \$300,000 DC/STATE ► Add funds in FFY 24 in PE for \$300,000 <i>Total project cost stays the same \$10,000,000</i>
T11612	Research Program and Projects	\$6,000,000	\$6,000,000	\$0	0	Programming Update	PROJECT CHANGES (FROM PREVIOUS VERSION): DC/STATE + Increase funds in FFY 23 in PE from \$0 to \$300,000 - Decrease funds in FFY 23 in CON from \$300,000 to \$0 + Increase funds in FFY 24 in PE from \$0 to \$300,000 - Decrease funds in FFY 24 in CON from \$300,000 to \$0 + Increase funds in FFY 25 in PE from \$0 to \$300,000 - Decrease funds in FFY 25 in CON from \$300,000 to \$0 + Increase funds in FFY 26 in PE from \$0 to \$300,000 - Decrease funds in FFY 26 in CON from \$300,000 to \$0 SPR + Increase funds in FFY 23 in PE from \$0 to \$1,200,000 - Decrease funds in FFY 23 in CON from \$1,200,000 to \$0 + Increase funds in FFY 24 in PE from \$0 to \$1,200,000 - Decrease funds in FFY 24 in CON from \$1,200,000 to \$0 + Increase funds in FFY 25 in PE from \$0 to \$1,200,000 - Decrease funds in FFY 25 in CON from \$1,200,000 to \$0 + Increase funds in FFY 26 in PE from \$0 to \$1,200,000 - Decrease funds in FFY 26 in CON from \$1,200,000 to \$0 <i>Total project cost stays the same \$6,000,000</i>

TIP ID	PROJECT TITLE	COST BEFORE	COST AFTER	COST CHANGE	% CHANGE	CHANGE REASON	CHANGE SUMMARY
T5298	Emergency Transportation Project	\$100,000	\$100,000	\$0	0	Programming Update	<p>PROJECT CHANGES (FROM PREVIOUS VERSION):</p> <p>LOCAL</p> <ul style="list-style-type: none"> + Increase funds in FFY 24 in PE from \$0 to \$5,000 - Decrease funds in FFY 24 in CON from \$5,000 to \$0 + Increase funds in FFY 25 in PE from \$0 to \$5,000 - Decrease funds in FFY 25 in CON from \$5,000 to \$0 + Increase funds in FFY 26 in PE from \$0 to \$5,000 - Decrease funds in FFY 26 in CON from \$5,000 to \$0 <p>STBG</p> <ul style="list-style-type: none"> + Increase funds in FFY 24 in PE from \$0 to \$20,000 - Decrease funds in FFY 24 in CON from \$20,000 to \$0 + Increase funds in FFY 25 in PE from \$0 to \$20,000 - Decrease funds in FFY 25 in CON from \$20,000 to \$0 + Increase funds in FFY 26 in PE from \$0 to \$20,000 - Decrease funds in FFY 26 in CON from \$20,000 to \$0 <p><i>Total project cost stays the same \$100,000</i></p>
T3219	Commuter Connections Program	\$3,474,484	\$3,626,234	\$151,750	4	Cost change(s)	<p>PROJECT CHANGES (FROM PREVIOUS VERSION):</p> <p>DC/STATE</p> <ul style="list-style-type: none"> - Decrease funds in FFY 24 in PE from \$178,699 to \$176,952 + Increase funds in FFY 25 in PE from \$173,101 to \$183,800 + Increase funds in FFY 26 in PE from \$179,972 to \$201,369 <p>CMAQ</p> <ul style="list-style-type: none"> - Decrease funds in FFY 24 in PE from \$714,794 to \$707,810 + Increase funds in FFY 25 in PE from \$692,401 to \$735,199 + Increase funds in FFY 26 in PE from \$719,888 to \$805,475 <p><i>Total project cost increased from \$3,474,484 to \$3,626,234</i></p>
T11591	Clean Air Partners	\$347,000	\$536,000	\$189,000	54	Cost change(s), Schedule Change(s)	<p>PROJECT CHANGES (FROM PREVIOUS VERSION):</p> <p>DC/STATE</p> <ul style="list-style-type: none"> ▶ Add funds in FFY 27 in PE for \$18,600 ▶ Add funds in FFY 28 in PE for \$19,200 <p>CMAQ</p> <ul style="list-style-type: none"> ▶ Add funds in FFY 27 in PE for \$74,400 ▶ Add funds in FFY 28 in PE for \$76,800 <p><i>Total project cost increased from \$347,000 to \$536,000</i></p>

TIP ID	PROJECT TITLE	COST BEFORE	COST AFTER	COST CHANGE	% CHANGE	CHANGE REASON	CHANGE SUMMARY
T2699	Asset Preservation of Tunnels in the District of Columbia	\$111,298,660	\$111,697,179	\$398,519	0	Cost change(s)	<p>PROJECT CHANGES (FROM PREVIOUS VERSION):</p> <p>DC/STATE</p> <ul style="list-style-type: none"> - Decrease funds in FFY 24 in PE from \$38,415 to \$0 + Increase funds in FFY 24 in CON from \$2,524,356 to \$2,562,770 - Decrease funds in FFY 25 in PE from \$38,415 to \$0 + Increase funds in FFY 25 in CON from \$2,417,759 to \$2,562,770 - Decrease funds in FFY 26 in PE from \$38,415 to \$0 + Increase funds in FFY 26 in CON from \$2,447,752 to \$2,456,223 - Decrease funds in FFY 27 in PE from \$38,415 to \$0 + Increase funds in FFY 27 in CON from \$2,417,759 to \$2,456,223 <p>NHPP</p> <ul style="list-style-type: none"> - Decrease funds in FFY 24 in PE from \$153,657 to \$0 + Increase funds in FFY 24 in CON from \$10,097,423 to \$10,251,080 - Decrease funds in FFY 25 in PE from \$153,657 to \$0 + Increase funds in FFY 25 in CON from \$9,671,034 to \$10,251,080 - Decrease funds in FFY 26 in PE from \$153,657 to \$0 + Increase funds in FFY 26 in CON from \$9,791,006 to \$9,824,892 - Decrease funds in FFY 27 in PE from \$138,657 to \$0 + Increase funds in FFY 27 in CON from \$9,671,034 to \$9,824,892 <p><i>Total project cost increased from \$111,298,660 to \$111,697,179</i></p>
T3210	Transportation Alternatives Program	\$4,337,173	\$5,086,123	\$748,950	17	Cost change(s)	<p>PROJECT CHANGES (FROM PREVIOUS VERSION):</p> <p>DC/STATE</p> <ul style="list-style-type: none"> + Increase funds in FFY 24 in PE from \$230,000 to \$249,550 + Increase funds in FFY 25 in PE from \$230,000 to \$295,120 + Increase funds in FFY 26 in PE from \$230,000 to \$295,120 <p>TAP</p> <ul style="list-style-type: none"> + Increase funds in FFY 24 in PE from \$920,000 to \$998,200 + Increase funds in FFY 25 in PE from \$920,000 to \$1,180,480 + Increase funds in FFY 26 in PE from \$920,000 to \$1,180,480 <p><i>Total project cost increased from \$4,337,173 to \$5,086,123</i></p>
T6102	Planning Activities Passthrough (MWCOC)	\$25,655,345	\$27,459,382	\$1,804,037	7	Cost change(s)	<p>PROJECT CHANGES (FROM PREVIOUS VERSION):</p> <p>DC/STATE</p> <ul style="list-style-type: none"> + Increase funds in FFY 24 in OTHER from \$808,325 to \$906,551 + Increase funds in FFY 25 in OTHER from \$808,325 to \$928,376 + Increase funds in FFY 26 in OTHER from \$808,325 to \$950,857 <p>STBG</p> <ul style="list-style-type: none"> + Increase funds in FFY 24 in OTHER from \$3,233,300 to \$3,626,200 + Increase funds in FFY 25 in OTHER from \$3,233,300 to \$3,713,503 + Increase funds in FFY 26 in OTHER from \$3,233,300 to \$3,803,425 <p><i>Total project cost increased from \$25,655,345 to \$27,459,382</i></p>

TIP ID	PROJECT TITLE	COST BEFORE	COST AFTER	COST CHANGE	% CHANGE	CHANGE REASON	CHANGE SUMMARY
T6644	LED Signage Procurement and Installation	\$1,440,000	\$4,679,297	\$3,239,297	225	Cost change(s)	<p>PROJECT CHANGES (FROM PREVIOUS VERSION):</p> <p>DC/STATE</p> <ul style="list-style-type: none"> + Increase funds in FFY 24 in CON from \$72,000 to \$279,870 + Increase funds in FFY 25 in CON from \$72,000 to \$288,477 + Increase funds in FFY 26 in CON from \$72,000 to \$295,513 <p>NHPP</p> <ul style="list-style-type: none"> + Increase funds in FFY 24 in CON from \$288,000 to \$1,119,477 + Increase funds in FFY 25 in CON from \$288,000 to \$1,153,908 + Increase funds in FFY 26 in CON from \$288,000 to \$1,182,052 <p><i>Total project cost increased from \$1,440,000 to \$4,679,297</i></p>
T3202	Bridge Design	\$6,385,769	\$9,640,769	\$3,255,000	51	Cost change(s), Programming Update	<p>PROJECT CHANGES (FROM PREVIOUS VERSION):</p> <p>BFP</p> <ul style="list-style-type: none"> ▶ Add funds in FFY 24 in PE for \$868,000 ▶ Add funds in FFY 25 in PE for \$868,000 ▶ Add funds in FFY 26 in PE for \$868,000 <p>DC/STATE</p> <ul style="list-style-type: none"> + Increase funds in FFY 24 in PE from \$266,581 to \$483,581 + Increase funds in FFY 25 in PE from \$270,411 to \$487,411 + Increase funds in FFY 26 in PE from \$97,131 to \$314,131 <p><i>Total project cost increased from \$6,385,769 to \$9,640,769</i></p>
T5922	Freight Planning Program	\$3,718,155	\$8,409,875	\$4,691,720	126	Cost change(s), Programming Update	<p>PROJECT CHANGES (FROM PREVIOUS VERSION):</p> <p>DC/STATE</p> <ul style="list-style-type: none"> + Increase funds in FFY 24 in CON from \$50,261 to \$50,621 + Increase funds in FFY 25 in PLANNING from \$60,000 to \$173,600 + Increase funds in FFY 25 in CON from \$50,261 to \$50,621 ▶ Add funds in FFY 27 in PLANNING for \$173,600 PE for \$217,000 ▶ Add funds in FFY 29 in CON for \$434,000 <p>NHFP</p> <ul style="list-style-type: none"> + Increase funds in FFY 25 in PLANNING from \$240,000 to \$694,400 ▶ Add funds in FFY 27 in PLANNING for \$694,400 PE for \$868,000 ▶ Add funds in FFY 29 in CON for \$1,736,000 <p><i>Total project cost increased from \$3,718,155 to \$8,409,875</i></p>

TIP ID	PROJECT TITLE	COST BEFORE	COST AFTER	COST CHANGE	% CHANGE	CHANGE REASON	CHANGE SUMMARY
T6610	Citywide Large Guide Sign Maintenance	\$15,623,785	\$22,826,120	\$7,202,335	46	Cost change(s), Programming Update	<p>PROJECT CHANGES (FROM PREVIOUS VERSION):</p> <p>DC/STATE</p> <ul style="list-style-type: none"> + Increase funds in FFY 24 in PE from \$0 to \$434,000 - Decrease funds in FFY 24 in CON from \$1,367,100 to \$697,653 + Increase funds in FFY 25 in CON from \$1,367,100 to \$2,082,194 <ul style="list-style-type: none"> ▶ Add funds in FFY 26 in PE for \$227,850 CON for \$732,971 <p>NHPP</p> <ul style="list-style-type: none"> ▶ Add funds in FFY 24 in CON for \$2,790,609 ▶ Add funds in FFY 25 in CON for \$2,860,374 ▶ Add funds in FFY 26 in CON for \$2,931,884 <p>STBG</p> <ul style="list-style-type: none"> + Increase funds in FFY 24 in PE from \$0 to \$1,736,000 - Decrease funds in FFY 24 in CON from \$5,468,400 to \$0 <ul style="list-style-type: none"> ▶ Add funds in FFY 26 in PE for \$911,400 <p><i>Total project cost increased from \$15,623,785 to \$22,826,120</i></p>
T3216	Traffic Operations Improvements Citywide	\$51,696,456	\$60,473,481	\$8,777,025	17	Cost change(s), Programming Update	<p>PROJECT CHANGES (FROM PREVIOUS VERSION):</p> <p>DC/STATE</p> <ul style="list-style-type: none"> + Increase funds in FFY 24 in PE from \$86,041 to \$94,783 + Increase funds in FFY 24 in CON from \$798,849 to \$1,098,849 - Decrease funds in FFY 24 in OTHER from \$1,295,599 to \$1,271,992 <ul style="list-style-type: none"> + Increase funds in FFY 25 in PE from \$86,041 to \$94,783 + Increase funds in FFY 25 in CON from \$920,881 to \$1,220,881 - Decrease funds in FFY 25 in OTHER from \$1,117,008 to \$1,093,401 <ul style="list-style-type: none"> + Increase funds in FFY 26 in PE from \$86,041 to \$94,784 + Increase funds in FFY 26 in CON from \$942,581 to \$1,242,581 - Decrease funds in FFY 26 in OTHER from \$1,339,824 to \$1,316,217 <p>HSIP</p> <ul style="list-style-type: none"> + Increase funds in FFY 24 in CON from \$1,944,000 to \$4,644,000 <ul style="list-style-type: none"> - Decrease funds in FFY 24 in OTHER from \$195,300 to \$0 + Increase funds in FFY 25 in CON from \$2,846,986 to \$5,546,986 <ul style="list-style-type: none"> - Decrease funds in FFY 25 in OTHER from \$195,300 to \$0 + Increase funds in FFY 26 in CON from \$2,846,986 to \$5,546,986 <ul style="list-style-type: none"> - Decrease funds in FFY 26 in OTHER from \$195,300 to \$0 <p>STBG</p> <ul style="list-style-type: none"> + Increase funds in FFY 24 in PE from \$344,161 to \$379,130 + Increase funds in FFY 24 in OTHER from \$4,987,094 to \$5,087,964 <ul style="list-style-type: none"> + Increase funds in FFY 25 in PE from \$344,162 to \$379,131 + Increase funds in FFY 25 in OTHER from \$4,272,730 to \$4,373,600 <ul style="list-style-type: none"> + Increase funds in FFY 26 in PE from \$344,162 to \$379,132 + Increase funds in FFY 26 in OTHER from \$5,163,993 to \$5,264,864 <p><i>Total project cost increased from \$51,696,456 to \$60,473,481</i></p>

TIP ID	PROJECT TITLE	COST BEFORE	COST AFTER	COST CHANGE	% CHANGE	CHANGE REASON	CHANGE SUMMARY
T11611	Traffic Operations Improvements Projects	\$17,325,513	\$26,221,335	\$8,895,822	51	Cost change(s), Schedule Change(s)	PROJECT CHANGES (FROM PREVIOUS VERSION): DC/STATE + Increase funds in FFY 24 in CON from \$436,337 to \$2,215,501 STBG + Increase funds in FFY 24 in CON from \$544,670 to \$7,661,328 <i>Total project cost increased from \$17,325,513 to \$26,221,335</i>
T6187	I-395 HOV Bridge over Potomac River	\$26,000,000	\$35,998,275	\$9,998,275	38	Cost change(s), Programming Update	PROJECT CHANGES (FROM PREVIOUS VERSION): BFP ▶ Add funds in FFY 24 in CON for \$7,998,620 DC/STATE ▶ Add funds in FFY 24 in CON for \$1,999,655 <i>Total project cost increased from \$26,000,000 to \$35,998,275</i>
T6315	East Capitol Street Corridor Mobility & Safety Plan	\$49,967,299	\$61,907,725	\$11,940,426	24	Cost change(s), Schedule Change(s)	PROJECT CHANGES (FROM PREVIOUS VERSION): DC/STATE ▶ Delete funds in FFY 24 in CON for \$2,985,920 ▶ Delete funds in FFY 25 in CON for \$2,985,920 + Increase funds in FFY 26 in CON from \$2,985,920 to \$3,920,648 ▶ Add funds in FFY 27 in CON for \$3,920,648 ▶ Add funds in FFY 28 in CON for \$3,504,550 STBG ▶ Delete funds in FFY 24 in CON for \$11,943,680 ▶ Delete funds in FFY 25 in CON for \$11,943,680 + Increase funds in FFY 26 in CON from \$11,943,680 to \$15,682,590 ▶ Add funds in FFY 27 in CON for \$15,682,590 ▶ Add funds in FFY 28 in CON for \$14,018,200 <i>Total project cost increased from \$49,967,299 to \$61,907,725</i>
T6657	New York Ave NE Bridge over Anacostia River- INFORMATIONAL	\$22,833,450	\$35,000,000	\$12,166,550	53	Cost change(s), Programming Update, Schedule Change(s)	PROJECT CHANGES (FROM PREVIOUS VERSION): BFP ▶ Delete funds in FFY 24 in CON for \$2,013,760 ▶ Delete funds in FFY 26 in CON for \$16,253,000 ▶ Add funds in FFY 28 in CON for \$28,000,000 DC/STATE ▶ Delete funds in FFY 24 in CON for \$503,440 ▶ Delete funds in FFY 26 in CON for \$4,063,250 ▶ Add funds in FFY 28 in CON for \$7,000,000 <i>Total project cost increased from \$22,833,450 to \$35,000,000</i>

TIP ID	PROJECT TITLE	COST BEFORE	COST AFTER	COST CHANGE	% CHANGE	CHANGE REASON	CHANGE SUMMARY
T2633	Size and Weight Enforcement Program	\$13,036,648	\$25,842,227	\$12,805,579	98	Cost change(s)	<p>PROJECT CHANGES (FROM PREVIOUS VERSION):</p> <p>DC/STATE</p> <ul style="list-style-type: none"> + Increase funds in FFY 24 in CON from \$39,000 to \$2,598,033 <p>NHFP</p> <ul style="list-style-type: none"> - Decrease funds in FFY 24 in CON from \$156,000 to \$149,730 + Increase funds in FFY 25 in CON from \$151,900 to \$157,108 + Increase funds in FFY 26 in CON from \$151,900 to \$157,108 <p>NHPP</p> <ul style="list-style-type: none"> ▶ Add funds in FFY 24 in CON for \$10,242,400 <p><i>Total project cost increased from \$13,036,648 to \$25,842,227</i></p>
T6804	I-66 Ramp to Whitehurst Frwy and K Street NW Bridge over Whitehurst Freeway Ramp	\$32,336,250	\$49,483,750	\$17,147,500	53	Cost change(s), Programming Update, Schedule Change(s)	<p>PROJECT CHANGES (FROM PREVIOUS VERSION):</p> <p>DC/STATE</p> <ul style="list-style-type: none"> ▶ Add funds in FFY 24 in PE for \$500,000 ▶ Delete funds in FFY 25 in PE for \$651,000 + Increase funds in FFY 27 in PE from \$0 to \$500,000 - Decrease funds in FFY 27 in CON from \$4,919,500 to \$0 ▶ Add funds in FFY 29 in CON for \$8,000,000 <p>NHPP</p> <ul style="list-style-type: none"> ▶ Add funds in FFY 24 in PE for \$2,000,000 ▶ Delete funds in FFY 25 in PE for \$2,604,000 + Increase funds in FFY 27 in PE from \$0 to \$2,000,000 - Decrease funds in FFY 27 in CON from \$19,678,000 to \$0 ▶ Add funds in FFY 29 in CON for \$32,000,000 <p><i>Total project cost increased from \$32,336,250 to \$49,483,750</i></p>
T6240	Safety and Geometric Improvements of I-295	\$2,801,000	\$28,272,212	\$25,471,212	909	Cost change(s), Programming Update, Schedule Change(s)	<p>PROJECT CHANGES (FROM PREVIOUS VERSION):</p> <p>TBD</p> <ul style="list-style-type: none"> ▶ Delete funds in FFY 27 in CON for \$1,000 <p>DC/STATE</p> <ul style="list-style-type: none"> ▶ Add funds in FFY 24 in PE for \$677,350 ROW for \$70,215 ▶ Add funds in FFY 27 in PE for \$48,825 ▶ Add funds in FFY 28 in PE for \$24,739 CON for \$4,130,769 ▶ Add funds in FFY 29 in CON for \$142,546 <p>STBG</p> <ul style="list-style-type: none"> ▶ Add funds in FFY 24 in PE for \$2,709,400 ROW for \$280,860 ▶ Add funds in FFY 27 in PE for \$195,300 ▶ Add funds in FFY 28 in PE for \$98,953 CON for \$16,523,074 ▶ Add funds in FFY 29 in CON for \$570,181 <p><i>Total project cost increased from \$2,801,000 to \$28,272,212</i></p>

TIP ID	PROJECT TITLE	COST BEFORE	COST AFTER	COST CHANGE	% CHANGE	CHANGE REASON	CHANGE SUMMARY
T11598	Rehabilitation of Whitehurst Freeway Bridge	\$5,099,500	\$45,000,000	\$39,900,500	782	Cost change(s), Programming Update	<p>PROJECT CHANGES (FROM PREVIOUS VERSION):</p> <p>BFP</p> <p>+ Increase funds in FFY 24 in PE from \$1,822,800 to \$2,000,000</p> <p>▶ Add funds in FFY 27 in PE for \$2,000,000</p> <p>DC/STATE</p> <p>+ Increase funds in FFY 24 in PE from \$455,700 to \$500,000</p> <p>- Decrease funds in FFY 27 in PE from \$564,200 to \$500,000</p> <p>▶ Add funds in FFY 29 in CON for \$8,000,000</p> <p>NHPP</p> <p>▶ Delete funds in FFY 27 in PE for \$2,256,800</p> <p>▶ Add funds in FFY 29 in CON for \$32,000,000</p> <p><i>Total project cost increased from \$5,099,500 to \$45,000,000</i></p>
T5346	Theodore Roosevelt Bridge Rehabilitation	\$133,922,782	\$224,420,843	\$90,498,061	68	Cost change(s), Schedule Change(s)	<p>PROJECT CHANGES (FROM PREVIOUS VERSION):</p> <p>DC/STATE</p> <p>▶ Delete funds in FFY 24 in CON for \$12,152,001</p> <p>▶ Add funds in FFY 25 in CON for \$9,441,883</p> <p>▶ Add funds in FFY 26 in CON for \$12,916,384</p> <p>▶ Add funds in FFY 27 in CON for \$7,893,346</p> <p>HIP</p> <p>- Decrease funds in FFY 23 in CON from \$3,166,231 to \$3,166,231</p> <p>▶ Delete funds in FFY 24 in CON for \$16,978,243</p> <p>STBG</p> <p>+ Increase funds in FFY 23 in CON from \$38,455,991 to \$38,455,991</p> <p>▶ Delete funds in FFY 24 in CON for \$31,629,756</p> <p>▶ Add funds in FFY 25 in CON for \$37,767,532</p> <p>▶ Add funds in FFY 26 in CON for \$51,665,534</p> <p>▶ Add funds in FFY 27 in CON for \$31,573,382</p> <p><i>Total project cost increased from \$133,922,782 to \$224,420,843</i></p>
TOTAL		\$1,854,837,187	\$1,426,593,089	(\$428,244,098)			

*ACCP is not part of the Total..

Government of the District of Columbia

Department of Transportation



August 28th, 2023

The Honorable Reuben B. Collins II, Chair
 National Capital Region Transportation Planning Board
 Metropolitan Washington Council of Governments
 777 North Capitol Street N.E., Suite 300
 Washington, DC 20002-4290

Dear Chair Collins,

The District Department of Transportation (DDOT) requests that the FY 2023-2026 Transportation Improvement Program (TIP) be amended as detailed below.

TIP ID	PROJECT TITLE	COST BEFORE	COST AFTER	COST CHANGE	% CHANGE	CHANGE REASON
T6516	Pedestrian Bridge over Arizona Ave NW and Connecting Trail Rehabilitation	\$13,460,000	\$12,537,750	(\$922,250)	-7	Cost change(s), Programming Update, Schedule Change(s)
T6315	East Capitol Street Corridor Mobility & Safety Plan	\$49,967,299	\$61,907,725	\$11,940,426	24	Cost change(s), Schedule Change(s)
T2796	National Recreational Trails	\$3,420,002	\$3,264,002	(\$156,000)	-5	Cost change(s)
T3212	Safety Improvements Citywide	\$69,066,593	\$68,384,709	(\$681,884)	-1	Cost change(s), Programming Update
T2927	Highway Structures Preventive Maintenance and Repairs	\$29,886,193	\$26,676,047	(\$3,210,146)	-11	Cost change(s)
T3202	Bridge Design	\$6,385,769	\$9,640,769	\$3,255,000	51	Cost change(s), Programming Update
T6187	I-395 HOV Bridge over Potomac River	\$26,000,000	\$35,998,275	\$9,998,275	38	Cost change(s), Programming Update
T5346	Theodore Roosevelt Bridge Rehabilitation	\$133,922,782	\$224,420,843	\$90,498,061	68	Cost change(s), Schedule Change(s)
T5342	Approach Bridges to 14th Street Bridge	\$39,842,500	\$6,750,000	(\$33,092,500)	-83	Cost change(s)
T6804	I-66 Ramp to Whitehurst Frwy and K Street NW Bridge over Whitehurst Freeway Ramp	\$32,336,250	\$49,483,750	\$17,147,500	53	Cost change(s), Programming Update, Schedule Change(s)
T6428	Anacostia Ave NE over Anacostia River Outlet Bridge Rehabilitation	\$17,734,500	\$14,200,000	(\$3,534,500)	-20	Cost change(s)
T13571	New York Avenue Bridge, NE over CSX RR	\$0	\$38,406,250	\$38,406,250	0	New project
T6657	New York Ave NE Bridge over Anacostia River	\$22,833,450	\$35,000,000	\$12,166,550	53	Cost change(s), Programming

						Update, Schedule Change(s)
T6812	William Howard Taft Memorial Bridge Rehabilitation	\$16,929,500	\$16,000,000	(\$929,500)	-5	Cost change(s), Programming Update, Schedule Change(s)
T11592	I-395 Southbound Exit Ramp to Southwest Freeway	\$27,293,750	\$14,604,000	(\$12,689,750)	-46	Cost change(s), Schedule Change(s)
T11598	Rehabilitation of Whitehurst Freeway Bridge	\$5,099,500	\$45,000,000	\$39,900,500	782	Cost change(s), Programming Update
T11596	10th Street Bridge over I-395	\$32,965,000	\$6,500,000	(\$26,465,000)	-80	Cost change(s), Programming Update, Schedule Change(s)
T6490	Southwest Freeway Bridge over South Capitol Street	\$66,818,751	\$8,500,000	(\$58,318,751)	-87	Cost change(s)
T11591	Clean Air Partners	\$347,000	\$536,000	\$189,000	54	Cost change(s), Schedule Change(s)
T5922	Freight Planning Program	\$3,718,155	\$8,409,875	\$4,691,720	126	Cost change(s), Programming Update
T2633	Size and Weight Enforcement Program	\$13,036,648	\$25,842,227	\$12,805,579	98	Cost change(s)
T3242	Stormwater-Hydraulic Structures and Flood Management Works	\$26,236,098	\$25,994,698	(\$241,400)	-1	Cost change(s), Programming Update, Schedule Change(s)
T5313	Urban Forestry Program	\$2,399,659	\$2,227,412	(\$172,247)	-7	Cost change(s)
T5802	AWI Program Manager	\$10,000,000	\$10,000,000	\$0	0	Programming Update
T3423	South Capitol Street Corridor	\$779,483,000	\$207,400,000	(\$572,083,000)	-73	Cost change(s), Schedule Change(s)
T3216	Traffic Operations Improvements Citywide	\$51,696,456	\$60,473,481	\$8,777,025	17	Cost change(s), Programming Update
T11622	National Electric Vehicle Infrastructure Deployment Program (NEVI)	\$9,577,115	\$9,524,446	(\$52,669)	-1	Cost change(s), Programming Update
T2743	Great Streets - Pennsylvania Ave, SE	\$15,001,000	\$15,000,000	(\$1,000)	0	Programming Update
T5957	Pennsylvania Ave and Potomac Ave SE Intersection Improvements	\$25,141,945	\$23,978,645	(\$1,163,300)	-5	Cost change(s), Schedule Change(s)
T5316	Guardrails and Attenuators	\$11,857,768	\$11,361,934	(\$495,834)	-4	Cost change(s)
T6240	Safety and Geometric Improvements of I-295	\$2,801,000	\$28,272,212	\$25,471,212	909	Cost change(s), Programming Update, Schedule Change(s)
T2699	Asset Preservation of Tunnels in the District of Columbia	\$111,298,660	\$111,697,179	\$398,519	0	Cost change(s)
T6801	Aspen St NW Improvements	\$13,860,000	\$6,159,000	(\$7,701,000)	-56	Cost change(s)
T3215	Pavement Restoration - STBG Streets	\$52,731,000	\$52,074,250	(\$656,750)	-1	Cost change(s)
T6644	LED Signage Procurement and Installation	\$1,440,000	\$4,679,297	\$3,239,297	225	Cost change(s)

T5347	Traffic Signal Maintenance	\$150,958,162	\$171,916,712	\$20,958,550	14	Cost change(s), Programming Update
T11612	Research Program and Projects	\$6,000,000	\$6,000,000	\$0	0	Programming Update
T3219	Commuter Connections Program	\$3,474,484	\$3,626,234	\$151,750	4	Cost change(s)
T6102	Planning Activities Passthrough (MWCOC)	\$25,655,345	\$27,459,382	\$1,804,037	7	Cost change(s)
T11604	DC Circulator Bus Procurement	\$51,436,209	\$37,777,176	(\$13,659,033)	-27	Cost change(s)
T6105	DC Circulator	\$774,994	\$773,994	(\$1,000)	0	Cost change(s)
T11611	Traffic Operations Improvements Projects	\$17,325,513	\$26,221,335	\$8,895,822	51	Cost change(s), Schedule Change(s)
T2945	District TDM (goDCgo)	\$12,082,107	\$10,241,511	(\$1,840,596)	-15	Cost change(s), Programming Update
T6610	Citywide Large Guide Sign Maintenance	\$15,623,785	\$22,826,120	\$7,202,335	46	Cost change(s), Programming Update
T3213	Planning and Management Systems	\$44,876,443	\$43,353,614	(\$1,522,829)	-3	Cost change(s), Programming Update, Schedule Change(s)
T3210	Transportation Alternatives Program	\$4,337,173	\$5,086,123	\$748,950	17	Cost change(s)
T5298	Emergency Transportation Project	\$100,000	\$100,000	\$0	0	Programming Update
TOTAL		\$1,854,837,187	\$1,426,593,089	(\$428,244,098)		

The amendments do not add additional capacity for motorized vehicles and do not require conformity analysis or public review and comment. The funding sources have been identified, and the TIP will remain fiscally constrained. Therefore, DDOT requests that the TPB Steering Committee approve these amendments at its September 8th meeting.

We appreciate your cooperation in this matter. Should you have questions regarding these amendments, please contact Mark Rawlings at (202) 671-2234 or by e-mail at mark.rawlings@dc.gov. Of course, please feel free to contact me directly.

Sincerely,



Kyle Scott
Acting Chief Administrative Officer
District Department of Transportation
Kyle.scott@dc.gov